

LADY VOL BASKETBALL MEDIA GUIDE 2016-17

# TENNESSEE

UTSPORTS.COM

@LADYVOL\_HOOPS







JORDAN  
REYNOLDS

SCHAQUILLA  
NUNN

# THE HOLLY ERA

**108** WINS  
IN FOUR YEARS

**6** W<sup>OMEN</sup>B<sup>A</sup>  
DRIFT PICKS

**4** NCAA  
TOURNAMENT APPEARANCES

**3** NCAA  
GOALS SCORED

**2** SEC  
REGULAR-SEASON TITLES

**1** SEC  
TOURNAMENT TITLE

**100%**  
GRADUATION RATE



# TABLE OF CONTENTS

## GENERAL INFO

2	Quick Facts
3	Schedule
4	Roster
5	Squad Breakdown
5	Preseason Notebook
8	2016-17 Opponents

## STAFF

18	Holly Warlick
21	Dean Lockwood
22	Jollette Law
23	Sharrona Reaves
24	Michael Beaumont
24	Janet McGee
25	Heather Ervin
25	Josh Boucher
26	Lee Taylor
26	Ashley Wilson
27	Jasmine Jones
27	Brian Russell
27	Basketball Support Staff
28	Donna Thomas
28	Dr. Chris Klenck
29	Dr. Jimmy Cheek
29	Dr. Donald Bruce
30	Dave Hart
31	Executive Athletics Staff
32	Senior Athletics Staff

## PLAYERS

34	Te'a Cooper
35	Diamond DeShields
37	Kortney Dunbar
39	Cheridene Green
39	Kamera Harris
40	Meme Jackson
41	Alexa Middleton
42	Jaime Nared
44	Schaquilla Nunn
45	Jordan Reynolds
47	Mercedes Russell
49	Career Game-By-Game
52	Career Production Tracker

## REVIEW

54	Postseason Notebook
56	2015-16 Statistics
57	2015-16 Results
58	Breaking It Down
58	Week-By-Week Rankings
59	Game Boxscores/Recaps

## HISTORY

78	All-Time Roster
81	The Early Years
82	All-Time Head Coaches
82	All-Time Assts. & Staff
83	Pat Summitt History
86	Lady Vol Honorees
89	WBCA All-Americans
89	WBHOF Inductees
89	NCAA Victory Totals
89	Lady Vol Olympians
90	Success In Coaching Ranks
92	Lady Vol Legends
94	Current WNBA Players
94	All-Time UT WNBA Picks
95	Former Lady Vol Pros

96	Lady Vols In The Draft
96	WNBA First Round Picks
96	All-Time Rosters/Stats

## FACILITIES

112	Thompson-Boling Arena
112	Yearly Home Records
113	Top 25 Home Crowds
113	Arena Records
114	Year-By-Year Attendance
115	Largest Crowds
115	Big Crowd Records
116	Top 25 Away Crowds
116	Top 25 Neutral Crowds
117	Stokely Athletics Center
117	Alumni Gym
117	Stokely/Alumni Records
117	Largest Stokely Records
118	Year-By-Year Home Records
118	Pratt Pavilion

## NCAA

120	NCAA Titles
120	Final Four Appearances
121	Women's Final Four Results
122	Seeding Through The Years
122	UT NCAA Tourney Stats
124	UT In The Postseason
125	UT NCAA Record vs. Opp.
125	UT NCAA Record vs. Conf.
126	NCAA Year-By-Year
126	NCAA Final Four W-L Record
126	NCAA Misc. Accomplishments
127	NCAA Tournament Honors
127	NCAA Champions
127	NCAA Tourn. W-L Record
128	Returnees In NCAA Play
130	UT NCAA Tourn. Records
130	UT Opp. NCAA Tourn. Records
131	1987 & 1989 NCAA Champs
132	1991 & 1996 NCAA Champs
133	1997 & 1998 NCAA Champs
134	2007 & 2008 NCAA Champs

## SEC

136	2016 SEC Team Statistics
137	2016 SEC Individual Statistics
138	SEC Regular Season Champs
138	SEC Tournament Champs
138	SEC Tournament Records
138	SEC All-Time Records
138	SEC All-Time Standings
138	SEC Series Records
139	UT SEC Tourn. History

## CREDITS

The 2016-17 Tennessee Women's Basketball Media Guide been produced with new material and with historical information originally presented on UTSports.com and previous UT Women's Basketball Media Guides.

**Editors:** Eric Trainer, Jared Prescott

**Editorial Assistance:** Josh Lively

**Design and Layout:** Eric Trainer, Jared Prescott.

**Photography:** Donald Page, Craig Bisacre, Randy Sartin, Wade Rackley, Patrick Murphy-Racey, William Ewart, UTAD Photography Staff, UT Photo Services.

**Cover Design:** Evan Ford.

**Printing:** CCM of Nashville. Visit volphotobooks.com to purchase.

The University of Tennessee is an EEO/AA/Title VI/Title IX/Section 504/ADA/ADEA institution in the provision of its education and employment programs and services.

140	UT Conference Recognition
141	Most Decorated Lady Vols
142	UT SEC Tourn. Records
142	Opp. SEC Tourn. Records
142	SEC In The NCAA Tourn.

## RECORDS

144	Great Lady Vol Scorers
151	Great Lady Vol Rebounders
152	UT Team Records
152	Season High & Lows
153	Opponent Records
153	Tennessee In Overtime Games
154	Scoring Records
155	Field Goal Records
156	3-Pt. Field Goal Records
157	Free Throw Records
158	Rebounding Records
159	Assist Records
160	Block Records
161	Steal Records
162	Year-By-Year Leaders
165	Misc. Single Game Records
166	Double-Doubles
167	Lady Vol Records
172	Records By Class
173	Season Avg. By Class
174	Season Statistical Breakdown
176	Final Yearly Rankings
176	Week-By-Week AP Poll
177	Records By Conference
178	Series Records
192	Tourney/Neutral Site Key
193	Year-By-Year Results

## MEDIA INFO

208	Media Relations Staff
208	Directions To Arena
208	Hotel/Taxi Info.
209	Media Policies
210	Lady Vol Network
210	Programming/Vol Calls
210	Lady Vol Network Affiliates
211	SEC Quick Facts
211	SEC Media Relations
211	SEC Hoops By The Numbers
212	SEC Media Info.
212	SEC Tournament Info.
212	SEC Ticket Info.

GENERAL

STAFF

PLAYERS

REVIEW

HISTORY

FACILITIES

NCAA

SEC

RECORDS

MEDIA INFO





■ QUICK FACTS

GENERAL INFORMATION

Location	Knoxville, Tenn.
Founded	1794 (As Blount College)
Affiliation	NCAA Division I
Conference	Southeastern (SEC)
Enrollment	28,052
Colors	Orange & White
Nickname	Lady Volunteers
Mascot	Smokey
Band	Pride of the Southland
Home Arena/Court	Thompson-Boling Arena/The Summitt
Capacity	21,678

UNIVERSITY ATHLETICS PERSONNEL

President	Dr. Joe DiPietro (Illinois, 1974)
Chancellor	Dr. Jimmy Cheek (Texas A&M, 1969)
Faculty Athletics Representative	Dr. Donald Bruce (Drew, 1994)
Vice Chancellor/Director of Athletics	Dave Hart (Alabama, 1971)
Senior Woman Administrator	Donna Thomas (Tennessee, 1988)

TEAM INFORMATION

2016-17 Overall Record	22-14
2016-17 Overall Record Breakdown	Home (13-4), Away (5-8), Neutral (4-2)
2016-17 SEC Record	8-8
2016-17 SEC Record Breakdown	Home (6-2), Away (2-6), Neutral (0-0)
NCAA Tournament Finish	Elite Eight
Final National Rankings	RV - AP/18 - USA Today
SEC Regular Season Finish	7th
SEC Tournament Finish	3rd
Letterwinners Returning	8
Letterwinners Lost	4
Starters Returning	4
Starters Lost	1
Newcomers	3

TEAM HISTORY

First Season Of Basketball	1903
All-Time Overall Record	1,299-300 (.812)
All-Time SEC Record	367-58 (.864)
All-Time NCAA Tournament Record	123-27 (.820)
All-Time Record At Thompson-Boling Arena	415-32 (.928)
NCAA Appearances/Last	35/2016
NCAA Regional Appearances/Last	34/2016
NCAA Final Four Appearances/Last	18/2008
NCAA Championships/Last	8/2008
SEC Regular Season Championships/Last	18/2015
SEC Tournament Championships/Last	17/2014

LADY VOL BASKETBALL STAFF

Head Coach	Holly Warlick (Tennessee, 1981)
Year At Tennessee	Fifth as head coach/32nd on staff
Career Record/Years	108-34 (.761)/4 Years
Record at Tennessee/Years	108-34 (.761)/4 Years

Career NCAA Appearances As Head Coach	4
NCAA Appearances While Head Coach At UT	4
Assistant Coach	Dean Lockwood (Spring Arbor, 1982)
Year At Tennessee	13th with Lady Vols/18th overall
Assistant Coach	Jollette Law (Iowa, 1990)
Year At Tennessee	Fifth
Assistant Coach	Sharrona Reaves (Alabama, 1995)
Year At Tennessee	First
Director of Basketball Ops.	Michael Beaumont (Central Arkansas, 2000)
Assistant To The Head Coach	Janet McGee (Tennessee Tech, 1981)
Director of Recruiting Ops. & Player Personnel	Heather Ervin (Troy, 1999)
Video Coordinator	Josh Boucher (Tennessee, 2013)
Graduate Assistant	Jasmine Jones (Tennessee, 2013)
Associate Director of Sports Medicine	Ashley Wilson (LSU, 2006)
Associate Strength & Conditioning Coach	Lee Taylor (Missouri Valley, 2008)
Basketball Address	207 Thompson-Boling Arena, 1600 Phillip Fulmer Way, 37996
Basketball Office Phone	(865) 974-0600
Best Time To Call	Contact Media Relations

MEDIA RELATIONS

Associate A.D. - Communications	Ryan Robinson (Kentucky, 1997)
Assistant A.D. - Media Relations	Tom Satkowiak (Tennessee, 2002)
Associate Director - Media Relations/WBB Contact	Eric Trainer (Arkansas, 1988)
Email Address	etrainer@utk.edu
Office Phone	(865) 974-8173
Cell Phone	(865) 603-2916
Assistant Director - Media Relations	Amanda Pruitt (Harding, 2009)
Assistant Director - Media Relations	Stephen Lee (Rutgers, 2008)
Assistant Director - Media Relations	MJ Burns (Ga. Southern, 2008)
Assistant Director - Media Relations	Sean Barows (South Florida, 2012)
Assistant Director - Media Relations	Kimberly Hood (Tennessee, 2008)
Assistant Director - Media Relations	Kellen Hiser (Wyoming, 2010)
Grad. Asst. - Media Relations/WBB Secondary	Jared Prescott (Wake Forest, 2010)
Student Asst. - Media Relations/WBB Secondary (Spring 2017)	Josh Lively
Press Row Phone Number	(865) 974-0110
Media Relations Fax Number	(865) 974-1269
Mail/Overnight Address	UT Media Relations, Anderson Training Center, Ground Floor, 1551 Lake Loudoun Blvd., Knoxville, TN 37996
Athletics Website	UTSports.com
Women's Basketball Twitter Account	@LadyVol_Hoops
Women's Basketball Instagram Account	LadyVol_Hoops
Women's Basketball Facebook Page	www.facebook.com/BallWithTheLadyVols

LADY VOL NETWORK/IMG COLLEGE

Flagship Station	Sports Radio WNML (FM 99.1, AM 990)
Play-By-Play Announcer	Mickey Dearstone (18th year PXP & 27th overall)
Network Address	6701 Baum Dr., Suite 100, Knoxville, TN 37919
Network Phone Number	(865) 212-3570
Network Contact	Glenn Thackston



## 2016-17 SCHEDULE

DATE (DAY)	OPPONENT	SITE	TV / ONLINE BROADCAST	TIME
<b>NOV. 7 (MON.)</b>	<b>CARSON-NEWMAN (EXHIBITION)</b>	<b>KNOXVILLE</b>	<b>SECN+ (ONLINE)</b>	<b>7:00 P.M.</b>
Nov. 11 (Fri.)	at James Madison	Harrisonburg, Va.	MADIZONE (Online)	7:00 p.m.
<b>NOV. 13 (SUN.)</b>	<b>NAVY</b>	<b>KNOXVILLE</b>	<b>SECN+ (ONLINE)</b>	<b>2:00 P.M.</b>
Nov. 15 (Tues.)	at East Tennessee State	Johnson City, Tenn.	ESPN3 (Online)	7:00 p.m.
Nov. 20 (Sun.)	at Penn State	University Park, Pa.	Big Ten Network	5:00 p.m.
Nov. 27 (Sun.)	at Virginia Tech	Blacksburg, Va.		2:00 p.m.
<b>NOV. 30 (WED.)</b>	<b>TENNESSEE STATE</b>	<b>KNOXVILLE</b>	<b>SECN+ (ONLINE)</b>	<b>7:00 P.M.</b>
<b>DEC. 4 (SUN.)</b>	<b>BAYLOR (SEC/BIG 12 CHALL.)</b>	<b>KNOXVILLE</b>	<b>ESPN2</b>	<b>2:00 P.M.</b>
Dec. 11 (Sun.)	at Texas	Austin, Texas	FS1	4:30 p.m.
<b>DEC. 14 (WED.)</b>	<b>APPALACHIAN STATE</b>	<b>KNOXVILLE</b>	<b>SECN+ (ONLINE)</b>	<b>7:00 P.M.</b>
<b>DEC. 18 (SUN.)</b>	<b>STANFORD</b>	<b>KNOXVILLE</b>	<b>SEC NETWORK</b>	<b>3:00 P.M.</b>
<b>DEC. 21 (WED.)</b>	<b>TROY</b>	<b>KNOXVILLE</b>	<b>SECN+ (ONLINE)</b>	<b>7:00 P.M.</b>
<b>DEC. 29 (THU.)</b>	<b>UNC WILMINGTON</b>	<b>KNOXVILLE</b>	<b>SECN+ (ONLINE)</b>	<b>7:00 P.M.</b>
<b>JAN. 1 (SUN.)</b>	<b>KENTUCKY *</b>	<b>KNOXVILLE</b>	<b>ESPN2</b>	<b>4:00 P.M.</b>
Jan. 5 (Thu.)	at Vanderbilt *	Nashville, Tenn.	SEC Network	9:00 p.m.
<b>JAN. 8 (SUN.)</b>	<b>MISSISSIPPI STATE *</b>	<b>KNOXVILLE</b>	<b>SECN+ (ONLINE)</b>	<b>2:00 P.M.</b>
Jan. 12 (Thu.)	at Ole Miss *	Oxford, Miss.	SECN+ (Online)	7:00 p.m.
<b>JAN. 16 (MON.)</b>	<b>NOTRE DAME</b>	<b>KNOXVILLE</b>	<b>ESPN2</b>	<b>7:00 P.M.</b>
Jan. 19 (Thu.)	at Auburn *	Auburn, Ala.	SECN+ (Online)	7:00 p.m.
<b>JAN. 22 (SUN.)</b>	<b>VANDERBILT *</b>	<b>KNOXVILLE</b>	<b>ESPN2</b>	<b>5:00 P.M.</b>
Jan. 26 (Thu.)	at Florida *	Gainesville, Fla.	SECN+ (Online)	7:00 p.m.
Jan. 30 (Mon.)	at South Carolina *	Columbia, S.C.	ESPN2	6:00 p.m.
<b>FEB. 2 (THU.)</b>	<b>LSU *</b>	<b>KNOXVILLE</b>	<b>SECN+ (ONLINE)</b>	<b>7:00 P.M.</b>
Feb. 5 (Sun.)	at Georgia *	Athens, Ga.	ESPN	4:00 p.m.
<b>FEB. 9 (THU.)</b>	<b>MISSOURI *</b>	<b>KNOXVILLE</b>	<b>SEC NETWORK</b>	<b>7:00 P.M.</b>
<b>FEB. 12 (SUN.)</b>	<b>TEXAS A&amp;M *</b>	<b>KNOXVILLE</b>	<b>ESPNU</b>	<b>2:00 P.M.</b>
Feb. 16 (Thu.)	at Alabama *	Tuscaloosa, Ala.	SECN+ (Online)	8:00 p.m.
<b>FEB. 19 (SUN.)</b>	<b>ARKANSAS *</b>	<b>KNOXVILLE</b>	<b>SEC NETWORK</b>	<b>3:00 P.M.</b>
<b>FEB. 23 (THU.)</b>	<b>FLORIDA *</b>	<b>KNOXVILLE</b>	<b>SEC NETWORK</b>	<b>7:00 P.M.</b>
Feb. 26 (Sun.)	at Mississippi State *	Starkville, Miss.	ESPNU or ESPN2	2:00 or 5:00 p.m.
March 1-5 (Wed.-Sun.)	SEC Tournament	Greenville, S.C.	SEC Network/ESPNU/ESPN2	TBD
March 17-20 (Fri.-Mon.)	NCAA First & Second Rounds	TBD	TBD	TBD
March 24-27 (Fri.-Mon.)	NCAA Regionals	Bridgeport, Conn./Oklahoma City, Okla./Lexington, Ky./Stockton, Calif.		TBD
March 31 & April 2 (Fri. & Sun.)	NCAA Final Four	Dallas, Texas	TBD	TBD

All Times Listed As Eastern / Times, Dates & TV Schedules Subject To Change / TBD - To Be Determined / \* Denotes SEC Game

- SECN+ games are online broadcasts and are available only on WatchESPN via computers, smartphones and tablets.

^ Denotes all of the games included in the ESPN package (ESPN, ESPN2, ESPNU) and the SEC Network will be available through WatchESPN, accessible online at WatchESPN.com, on smartphones and tablets via the WatchESPN app, and streamed on televisions through Amazon Fire TV, Apple TV, Chromecast, Roku, Xbox 360 or Xbox One to fans who receive their video subscription from an affiliated provider.

- Games listed with multiple networks (e.g.: ESPN2/ESPNU) are considered net flex and will be determined 7-10 days out

## STAY UPDATED



@LadyVol\_Hoops



www.facebook.com/BallWithTheLadyVols



utsports.com



GENERAL

STAFF

PLAYERS

REVIEW

HISTORY

FACILITIES

NCAA

SEC

RECORDS

MEDIA INFO





## 2016-17 TENNESSEE LADY VOLUNTEERS



**FRONT ROW (L-R):** Jaime Nared, Te'a Cooper, Jordan Reynolds, Meme Jackson, Alexa Middleton  
**BACK ROW (L-R):** Diamond DeShields, Cheridene Green, Schaquilla Nunn, Mercedes Russell, Kamera Harris, Kortney Dunbar

### NUMERICAL ROSTER

No.	Name	Ht.	Pos.	Yr.	Hometown	High School/Last School
0	Jordan Reynolds	5-11	G	SR	Portland, Ore.	Central Catholic H.S.
2	Te'a Cooper	5-8	G	SO	Powder Springs, Ga.	McEachern H.S.
4	Schaquilla Nunn	6-3	F	R-SR	Fayetteville, Ga.	Fayette County H.S./Winthrop
5	Kamera Harris	6-3	C	FR	Hampton, Ga.	Dutchtown H.S.
10	Meme Jackson	5-11	G/F	SO	Murfreesboro, Tenn.	Blackman H.S.
11	Diamond DeShields	6-1	G	R-JR	Norcross, Ga.	Norcross H.S./Univ. of N. Carolina
13	Kortney Dunbar	6-2	F	JR	Edwardsville, Ill.	Edwardsville H.S.
15	Cheridene Green	6-3	F	JR	London, England	Harris Acad. Beckenham/ASA College
21	Mercedes Russell	6-6	C	R-JR	Springfield, Ore.	Springfield H.S.
31	Jaime Nared	6-2	G/F	JR	Portland, Ore.	Westview H.S.
33	Alexa Middleton	5-9	G	JR	Murfreesboro, Tenn.	Riverdale H.S.

### ALPHABETICAL ROSTER

No.	Name	Ht.	Pos.	Yr.	Hometown	High School/Last School
2	Te'a Cooper	5-8	G	SO	Powder Springs, Ga.	McEachern H.S.
11	Diamond DeShields	6-1	G	R-JR	Norcross, Ga.	Norcross H.S./Univ. of N. Carolina
13	Kortney Dunbar	6-2	F	JR	Edwardsville, Ill.	Edwardsville H.S.
15	Cheridene Green	6-3	F	JR	London, England	Harris Acad. Beckenham/ASA College
5	Kamera Harris	6-3	C	FR	Hampton, Ga.	Dutchtown H.S.
10	Meme Jackson	5-11	G/F	SO	Murfreesboro, Tenn.	Blackman H.S.
33	Alexa Middleton	5-9	G	JR	Murfreesboro, Tenn.	Riverdale H.S.
31	Jaime Nared	6-2	G/F	JR	Portland, Ore.	Westview H.S.
4	Schaquilla Nunn	6-3	F	SR	Fayetteville, Ga.	Fayette County H.S./Winthrop Univ.
0	Jordan Reynolds	5-11	G	SR	Portland, Ore.	Central Catholic H.S.
21	Mercedes Russell	6-6	C	R-JR	Springfield, Ore.	Springfield H.S.

### STAFF

Holly Warlick - Head Coach  
 Dean Lockwood - Assistant Coach  
 Jollette Law - Assistant Coach  
 Sharrona Reaves - Assistant Coach/Recruiting Coordinator  
 Michael Beaumont - Director of Basketball Operations  
 Janet McGee - Assistant to the Head Coach  
 Heather Ervin - Director of Recruiting Operations and Player Personnel  
 Josh Boucher - Video Coordinator  
 Jasmine Jones - Graduate Assistant  
 Lee Taylor - Associate Strength & Conditioning Coach  
 Ashley Wilson - Associate Director of Sports Medicine

### PRONUNCIATION GUIDE

BOW-chur -- Josh Boucher  
 SHARE-ih-dean -- Cheridene Green  
 JAY-mee NARD -- Jaime Nared  
 jo-LETT -- Jollette Law  
 CAM-er-ruh -- Kamera Harris  
 mick-EE-churn -- McEachern H.S.  
 ME-ME -- Meme Jackson  
 sha-KWEE-la -- Schaquilla Nunn  
 TAY-uh -- Te'a Cooper



## SQUAD BREAKDOWN

### STARTERS RETURNING (4)

No.	Name	Pos	Ht	Cl	Pts	Rebs	Asts	Notes
11	Diamond DeShields	G	6-1	R-JR	14.3	5.2	2.3	Scored double figures 28 times last season
21	Mercedes Russell	C	6-6	R-JR	9.9	8.3	0.8	11 dbl-dbls, 66 blks. - t8th most all-time at UT
31	Jaime Nared	G/F	6-2	JR	8.3	4.8	1.6	Started 26 games; 13 games with double-digit pts.
0	Jordan Reynolds	G	5-11	SR	4.8	4.0	2.6	Led the team in assists with 89 in 2015-16

### OTHER LETTERWINNERS RETURNING (4)

No.	Name	Pos	Ht	Cl	Pts	Rebs	Asts	Notes
2	Te'a Cooper*	G	5-8	SO	8.6	1.9	2.1	Started 15 times; scored 10 or more 15 times
13	Kortney Dunbar	F	6-2	JR	3.5	1.4	0.1	Hit 25 three pointers; 24 pts, 12 rebs vs. UCA
33	Alexa Middleton	G	5-9	JR	3.0	1.2	1.4	Positive assist to turnover ratio in 12 games
10	Meme Jackson	G/F	5-11	SO	1.0	0.6	0.4	Athletic defensive presence off the bench

### NEWCOMERS (3)

No.	Name	Pos	Ht	Cl	Pts	Rebs	Hometown	Notes
4	Schaquilla Nunn	F	6-3	SR	13.7	11.3	Fayetteville, Ga.	All-Big South First Team, DPOY
15	Cheridene Green*	F	6-3	JR	20.5	16.5	London, England	Led JUCO ranks in rebound avg.
5	Kamera Harris	C	6-3	FR	12.4	9.9	Hampton Ga.	Owens a career high of 28 blks.

### STARTERS LOST (1)

No.	Name	Pos	Ht	Cl	Pts	Rebs	Asts	Notes
12	Bashaara Graves	F	6-2	SR	10.3	8.3	1.3	1 of 5 with 1,500 pts/1,000 rebs in UT career

### OTHER LOSSES (3)

No.	Name	Pos	Ht	Cl	Pts	Rebs	Asts	Notes
2	Jasmine Jones	F	6-2	R-JR	5.0	4.5	1.3	Ret./inj. -- 82 games, 5.2 ppg., 3.8 rpg.
14	Andraya Carter	G	5-9	R-JR	4.8	2.3	1.7	Ret./inj. -- 82 starts, 199 career steals
1	Nia Moore	C	6-3	SR	2.0	1.9	0.1	101 career games; 69 career blocks

\* Sitting out 2016-17 season due to injury

### PRESEASON NOTEBOOK

## FOUR STARTERS BACK EIGHT LETTERWINNERS RETURN

- Tennessee returns four starters and eight total letterwinners from last year's squad, which wound up 22-14 but made its way to the NCAA Elite Eight.
- The Lady Vols' top returnee is 6-1 redshirt junior guard Diamond DeShields, who averaged 14.3 points, 5.2 rebounds, 2.3 assists and 1.6 steals despite an injury that limited her effectiveness all season long.
- DeShields was named AP All-SEC Second Team and made the SEC and NCAA Sioux Falls Regional All-Tournament Teams.
- Redshirt junior center Mercedes Russell returns after averaging 9.9 points and 8.3 rebounds, blocking 66 shots (No. 8 season total in UT history) and shooting 55 percent from the field last season.
- The 6-6 Russell finished third all-time among UT sophomores with 11 double-doubles, trailing only Candace Parker (21) and Chamique Holdsclaw (16), and made the NCAA Sioux Falls All-Regional Team after missing all of 2014-15 due to surgery on both feet.
- Tennessee's other two returning starters are 5-11 senior point guard Jordan Reynolds (4.8 ppg., 4.0 rpg., led team with 89 assts. vs. 55 turnovers) and 6-2 junior guard/forward Jaime Nared (8.3 ppg., 4.8 rpg. after missing first nine games with a broken hand).
- Returning non-starters include 6-2 junior forward Kort-

ney Dunbar (3.5 ppg., 1.4 rpg.), 5-9 junior guard Alexa Middleton (3.0 ppg., 1.2 rpg.) and 5-11 sophomore guard/forward Meme Jackson (1.0 ppg., 0.6 rpg.).

## COOPER INJURED JUCO TRANSFER ALSO REDSHIRTING

- Te'a Cooper, who averaged 8.6 ppg., 1.9 rpg. and 2.1 apg. last season as an SEC All-Freshman performer, suffered a knee injury during the summer and is sitting out the 2016-17 campaign.
- The 5-8 guard started 15 of 36 games a year ago and was Tennessee's fourth-leading scorer.
- Cheridene Green, a 6-3 forward who transferred to UT from ASA Junior College in Brooklyn, N.Y., will join Cooper on the sideline this season.
- A two-time JUCO All-American who averaged 20.5 points, 16.5 rebounds, 3.9 blocks and 2.5 steals per contest as a sophomore, Green suffered a knee injury last season that prematurely ended her campaign.

## KEY LOSSES FOUR FINISH COLLEGIATE CAREERS

- Four Lady Vols, all graduates, departed after last season.
- Bashaara Graves (6-2, F, WNBA 2nd Round Draft Pick) and Nia Moore (6-3, C, playing in professionally in Po-

GENERAL

STAFF

PLAYERS

REVIEW

HISTORY

FACILITIES

NCAA

SEC

RECORDS

MEDIA INFO





## ■ PRESEASON NOTEBOOK (CONTINUED)

land) concluded their Lady Vol careers.

- Graves was an AP All-America Honorable Mention and AP All-SEC Second Team selection a year ago (10.9 ppg., 7.5 rpg.).
- Graves finished third on UT's all-time rebound list with 1,044 and was 19th in scoring at 1,509.
- UT also lost 5-9 redshirt junior guard Andraya Carter (4.8 ppg., 2.3 rpg.) and 6-2 senior forward Jasmine Jones (5.0 ppg., 4.5 rpg.) to injuries that forced an early end to their careers.

## TWO ADDITIONS

### NUNN, HARRIS AVAILABLE TO ASSIST

- While Tennessee signed three players, only two will be able to contribute this season.
- With Cheridene Green redshirting due to a knee injury, 6-3 graduate transfer forward Schaquilla Nunn and 6-3 freshman center Kamera Harris will be called upon to help the team.
- Nunn averaged a double-double of 11.2 points and 10.3 rebounds in her three seasons with Winthrop University before graduating and transferring to Tennessee.
- Nunn put up 13.7 points and 11.3 rebounds per contest as a junior in 2014-15, tallying WU single-season records of 333 rebounds and 109 blocks. She missed last season due to a broken foot.
- Harris, meanwhile, averaged 12.4 ppg., 9.9 rpg. and 8.6 bpg. as a senior at Dutchtown (Hampton, Ga.) H.S.
- She broke Brittney Griner's national single-game prep record (25) for blocks in 2014 with 28 vs. Veterans High School in the first round of the state tournament.

## STRONG SCHEDULE

### LADY VOLS FACE CHALLENGING SLATE

- Tennessee ranked No. 1 in strength of schedule last season and should once again face one of the nation's most difficult itineraries.
- Holly Warlick's squad will play 17 regular-season games vs. teams that saw postseason action a year ago, including three NCAA Elite Eight teams (Baylor, Texas, Stanford).
- The Lady Vols are set to host Baylor and Notre Dame, and both teams are consistently ranked among the top-two slots in most early preseason polls.
- UT also welcomes other top 10 picks in Stanford and Mississippi State and also travels to MSU as well as South Carolina and Texas.
- Other SEC schools ranked in preseason polls are Kentucky, Missouri, Florida and Auburn.

## SEC POWER

### LADY VOLS ADVANCED FARTHEST IN 2016

- Tennessee was one of nine Southeastern Conference teams to make the 2016 NCAA Tournament.
- The Lady Vols made it farther than any other league school, advancing to the Elite Eight before falling to Syracuse in Sioux Falls, S.D.
- The other SEC teams qualifying for the NCAA Tournament and their finishes were Auburn (2nd Rd.), Florida (1st Rd.), Georgia (1st Rd.), Kentucky (Sweet 16), Mississippi State (Sweet 16), Missouri (2nd Rd.) and South Carolina (Sweet 16).

## PRESEASON POLLS

### UT SLOTTED FROM 13TH TO 16TH

- In four early preseason polls, Tennessee is slotted anywhere from 13th to 16th.
- Sporting News and Athlon Sports have UT ranked 13th, while the Lady Vols are 14th in the USA Today Coaches Poll.
- Lindy's has the Lady Vols at No. 16.
- UT finished the 2015-16 season unranked in the AP Poll and at No. 19 in the USA Today Coaches Poll.

## WARLICK ON POINT

### SUCCESSFUL START AS HEAD COACH

- Holly Warlick's 108-34 record (.761) gives her the seventh-highest victory total ever recorded during the first four years on the job by an NCAA Division I women's basketball coach.
- Warlick's career (.761) and SEC (.781, 50-14) winning percentages rank her first among all SEC women's head coaches.
- Her Lady Vols made it to the NCAA Elite Eight in 2013, 2015 and 2016, making Warlick and Leon Barmore of Louisiana Tech (retired) the only skippers to direct their programs to three NCAA Elite Eight appearances in their first four seasons as head coaches.
- Tennessee has claimed three SEC trophies in Warlick's first four seasons, winning regular-season crowns in 2013 and 2015 and claiming the tournament title in 2014.

## STAFF CHANGES

### NEW ASSISTANT, RECRUITING DIRECTOR

- Sharrona Reaves joined the staff as an assistant coach and recruiting coordinator after holding the same position at West Virginia. She replaced Kyra Elzy.
- Former UT football administrator Heather Ervin was hired as director of recruiting and player personnel to assist Reaves.

## CONTINUING MO?

### STRONG FINISH COULD CARRY OVER

- Tennessee is hoping to carry over the momentum of a strong finish last season that took it to the NCAA Elite Eight.
- The Lady Vols possessed a disappointing record of 16-12 on Feb. 25 after losing three of four.
- UT then rallied to win six of its last eight games to finish 22-14.
- One of the big keys to the success over the last eight games was taking better care of the basketball, with UT recording 114 assists vs. 105 turnovers.
- UT's season balance was upside down the first 28 games of the season, with the Lady Vols dishing out 371 assists while turning the ball over 473 times.

## INJURY BUG

### NO SHORTAGE OF MISFORTUNE

- The offseason injury to Te'a Cooper (knee) and the early end to the careers of Andraya Carter (chronic knee) and Jasmine Jones (head) are more in a long line of unfortunate maladies plaguing the Lady Vol program of late.



## PRESEASON NOTEBOOK (CONTINUED)

- In 2015-16, Jones missed all but six games due to a head injury. Jaime Nared missed nine games with a broken hand. Nia Moore missed 12 contests with a rib injury. Meme Jackson and Alexa Middleton struggled with nagging injuries. Diamond DeShields wasn't healthy all year.
- In 2014-15, All-America candidate Isabelle Harrison's season came to an early end due to a knee injury. Jasmine Jones' year was halted by a head injury and Mercedes Russell missed the entire season after having surgery on both feet.
- The 2013-14 campaign saw point guard Ariel Massengale miss the last half of the season due to a head injury.
- Harrison injured her knee in 2012-13 and missed 10 games. Andraya Carter had her freshman season ended after seven games due to a shoulder injury. Cierra Burdick was out eight games with a broken hand.

## SUMMITT PASSES

### CELEBRATION OF LIFE HONORS LEGEND

- Pat Summitt, the winningest coach in NCAA Division I basketball history, passed away on June 28, 2016, at the age of 64. She was buried near her hometown of Henrietta, Tenn., on June 30, and a Celebration of Life ceremony was held on July 14 at Thompson-Boling Arena.
- Summitt was born on June 14, 1952, in Clarksville, Tenn.
- The coaching legend announced on Aug. 23, 2011, that she was battling early-onset dementia, Alzheimer's type.
- Summitt stepped down as Tennessee's women's basketball coach on April 18, 2012, handing her whistle to her long-time assistant, former player and friend, Holly Warlick.
- She finished with a 38-year record of 1,098-208 (.840).
- Summitt's teams made a record-setting 31-consecutive NCAA Tournament appearances, winning eight NCAA National Championships and finishing second five times while playing in 22 NCAA or AIAW Final Fours.
- She also guided the Big Orange to 16 SEC regular-season titles and 16 SEC Tournament crowns, including victories in the first-ever SEC tourney in 1980 and her final one as head coach in 2012.

## ALL-STARS APLENTY SIX McDONALD'S A-As ON ROSTER

- Tennessee has six McDonald's All-Americans on its 2016-17 roster.
- Those players are Te'a Cooper, Diamond DeShields, Alexa Middleton, Jaime Nared, Jordan Reynolds and Mercedes Russell.
- Cooper was the 2015 McDonald's All-American Game Co-MVP, scoring 21 points for the West.
- Russell was the 2013 McDonald's Game MVP, leading the West to victory with 16 points.
- Nared led the West to a win in 2014 with 15 points but came up just short in MVP voting.
- Tennessee now has had 27 McDonald's All-Americans on its rosters through the years.

## RECRUITING TRAIL

### A LOOK AT UT'S YEARLY RANKINGS

- UT signed the No. 5 espnW HoopGurlz recruiting class in 2012, No. 3 in 2013, No. 6 in 2014, No. 13 in 2015 (signed #12 & #49 players) and was not ranked in 2016 after the

late signing of three players, including a JUCO All-American and an all-conference graduate transfer.

- The 2013 class included No. 1 Mercedes Russell, No. 8 Jannah Tucker and No. 42 Jordan Reynolds, but Tennessee added that year's No. 3 recruit, Diamond DeShields, to the mix as a transfer, while Tucker transferred in 2015.
- The top signees from 2013, 2014 and 2015 are Russell (No. 1), Jaime Nared (No. 6) and Te'a Cooper (No. 12), respectively. Cheridene Green, a 2016 newcomer, is a two-time JUCO All-American.

## SEC SUCCESS

### LADY VOLS HAVE WON 35 TITLES

- Tennessee has won a combined total of 35 SEC Championships, claiming its 18th all-time SEC regular-season title in 2015-16.
- That regular season co-championship came on the heels of Tennessee's SEC Tournament title in 2013-14.
- The Lady Vols have won SEC regular-season championships in four of the past seven seasons.
- UT has 17 league tournament titles to its credit, including three straight from 2010 to 2012 and four of the last seven.
- Since 1985, there have been only six seasons where Tennessee didn't win at least a regular season or tournament title. Those came in 1986, 1987, 1991, 1997, 2009 and 2016.
- The Lady Vols have swept SEC regular-season and tournament championships on eight occasions. Those years were 1980, 1985, 1994, 1998, 1999, 2000, 2010 and 2011.
- Tennessee stands first in regular season and tournament titles in conference history with Georgia ranking second with seven regular season trophies and Vanderbilt standing sixth in tourney hardware with six pieces.

## NCAA STREAK

### UT HAS BEEN IN ALL 35 TOURNAMENTS

- Tennessee is the only team to have played in all 35 NCAA Division I women's basketball tournaments.
- The Lady Vols are 123-27 all-time in NCAA play, advancing to the Elite Eight in three of the past four seasons.
- UT has been to 34 Sweet 16s, 28 Elite Eights and 18 NCAA Final Fours in 35 seasons of NCAA play.

## OFF TO THE WNBA

### GRAVES BECOMES 42ND UT PRODUCT

- Bashaara Graves became the 42nd Tennessee player to compete in the WNBA.
- Graves was chosen with the 22nd overall pick in the second round by the Minnesota Lynx.
- She became the 37th player in Tennessee history and the sixth coached by Holly Warlick to be drafted by a WNBA team.
- Warlick's draftees include Bashaara Graves (2016), Cierra Burdick, Isabelle Harrison and Ariel Massengale (2015), Meighan Simmons (2014) and Kamiko Williams (2013).
- Another 2016 graduate, Nia Moore, signed with a foreign team in Poland.
- During the 2016 WNBA season, nine Lady Vols earned roster spots for all or parts of the regular season.

GENERAL

STAFF

PLAYERS

REVIEW

HISTORY

FACILITIES

NCAA

SEC

RECORDS

MEDIA INFO







**CARSON-NEWMAN  
LADY EAGLES (EXH.)**

**11-7 | KNOXVILLE, TENN.**

**QUICK FACTS**

**Location:** Jefferson City, Tenn.  
**Arena:** Holt Fieldhouse (2,000)  
**Colors:** Orange, Blue and White  
**President:** Dr. Randall O'Brien  
**Enrollment:** 2,500  
**Director of Athletics:** Allen Morgan  
**Conference:** South Atlantic

**COACHING STAFF**

**Head Coach (Alma Mater/Year):** Mike Mincey (King University '96)  
**Record/Years at CNU:** 85-58/5  
**Career Record/Years:** 85-58/5  
**Assistant Coach:** Tatum Burstrom (Carson-Newman '16)

**SEASON OUTLOOK**

**2015-16 Record:** 18-11  
**2015-16 Conf. Record/Finish:** 12-10/T-6th  
**Postseason:** NCAA DII First Round  
**Starters Back/Lost:** 3/2  
**Letterwinners Back/Lost:** 8/4  
**Newcomers:** 5  
**Series Record:** UT 14-2  
**Last Meeting:** Nov. 9, 2015, UT 101-59

**2016-17 SCHEDULE**

Nov. 2	at North Carolina (Exh.)
<b>Nov. 7</b>	<b>at Tennessee (Exh.)</b>
Nov. 11	vs. USC Aiken
Nov. 12	vs. Lander
Nov. 16	King (Tenn.)
Nov. 22	Lincoln Memorial
Nov. 27	at Columbus St.
Nov. 30	Johnson (Tenn.)
Dec. 3	at Newberry
Dec. 7	at North Georgia
Dec. 10	Queens (N.C.)
Dec. 14	Catawba
Dec. 17	at Lenoir-Rhyne
Dec. 31	at Mars Hill
Jan. 4	Tusculum
Jan. 7	Wingate
Jan. 11	at Brevard
Jan. 14	at Coker
Jan. 18	Anderson (S.C.)
Jan. 21	Newberry
Jan. 25	at Lincoln Memorial
Jan. 28	at Queens (N.C.)
Feb. 1	Mars Hill
Feb. 4	at Catawba
Feb. 8	at Anderson (S.C.)
Feb. 11	Lenoir-Rhyne
Feb. 15	at Tusculum
Feb. 18	at Wingate
Feb. 22	Brevard
Feb. 25	Coker

**MEDIA CONTACT INFO**

**Michael Wottreng, Basketball SID**  
mwottreng@cn.edu  
2130 S. Branner Ave.  
Jefferson City, TN 37760  
**Office:** (865) 471-3477 • **Cell:** (513) 330-2582  
**Press Row:** N/A • **Fax:** (865) 471-3514  
**www.cneagles.com**

**JAMES MADISON  
DUKES**

**11-11 | HARRISONBURG, VA.**

**QUICK FACTS**

**Location:** Harrisonburg, Va.  
**Arena:** JMU Convocation Center (6,426)  
**Colors:** Purple and Gold  
**President:** Jonathan Alger  
**Enrollment:** 21,227  
**Director of Athletics:** Jeff Bourne  
**Conference:** Colonial

**COACHING STAFF**

**Head Coach (Alma Mater/Year):** Sean O'Regan (JMU '03)  
**Record/Years at JMU:** 1st Season  
**Career Record/Years:** 1st Season  
**Assistant Coaches:** Bridgette Mitchell (Duke '10), Ian Caskill (JMU '03), Ashlee McGee (Austin Peay '08)

**SEASON OUTLOOK**

**2015-16 Record:** 27-6  
**2015-16 Conf. Record/Finish:** 17-1/1st  
**Postseason:** NCAA First Round  
**Starters Back/Lost:** 3/2  
**Letterwinners Back/Lost:** 7/5  
**Newcomers:** 4  
**Series Record:** UT 2-0  
**Last Meeting:** Mar. 24, 1988, UT 72-52

**2016-17 SCHEDULE**

Nov. 6	Glenville State (Exh.)
<b>Nov. 11</b>	<b>Tennessee</b>
Nov. 13	St. Francis (N.Y.)
Nov. 15	Liberty
Nov. 20	Florida State
Nov. 24	Idaho State
Nov. 25	Iowa
Dec. 2	Hampton
Dec. 5	Rutgers
Dec. 21	St. John's
Dec. 28	St. Joseph's
Dec. 31	Wake Forest
Jan. 2	UNCW
Jan. 6	Hofstra
Jan. 8	Towson
Jan. 13	Delaware
Jan. 15	Northeastern
Jan. 20	Elon
Jan. 22	Towson
Jan. 27	Drexel
Jan. 29	William & Mary
Feb. 3	Hofstra
Feb. 5	Northeastern
Feb. 10	Delaware
Feb. 12	Elon
Feb. 17	UNCW
Feb. 19	College of Charleston
Feb. 24	Drexel
Feb. 26	William & Mary
Mar. 1	College of Charleston

**MEDIA CONTACT INFO**

**Devon Howard, Basketball SID**  
howardbd@jmu.edu  
380 University Blvd., MSC 0404  
Harrisonburg, VA 22807  
**Office:** (540) 568-3701 • **Cell:** (540) 271-7352  
**Press Row:** 540-568-6710 • **Fax:** N/A  
**www.jmusports.com**

**NAVY  
MIDS**

**11-13 | KNOXVILLE, TENN.**

**QUICK FACTS**

**Location:** Annapolis, Md.  
**Arena:** Alumni Hall (5,710)  
**Colors:** Navy Blue and Gold  
**Superintendent:** Vice Admiral Ted Carter Jr., USN  
**Enrollment:** 4,400  
**Director of Athletics:** Chet Gladchuk  
**Conference:** Patriot League

**COACHING STAFF**

**Head Coach (Alma Mater/Year):** Stephanie Pemper (Idaho State '92)  
**Career Record/Years at Navy:** 148-104/8  
**Career Record/Years:** 383-152/18  
**Assistant Coaches:** Jimmy Colloton (Wittenberg '11), Ryenn Micaletti (Seton Hall '11), Katie Rokus (USC Aiken '03), Rebecca Tillett (William & Mary '99)

**SEASON OUTLOOK**

**2015-16 Record:** 15-15  
**2015-16 Conf. Record/Finish:** 9-9/6th  
**Postseason:** None  
**Starters Back/Lost:** 2/3  
**Letterwinners Back/Lost:** 7/6  
**Newcomers:** 4  
**Series Record:** First meeting  
**Last Meeting:** N/A

**2016-17 SCHEDULE**

Nov. 11	at Wake Forest
<b>Nov. 13</b>	<b>at Tennessee</b>
Nov. 18	vs. Hofstra
Nov. 21	vs. Iona
Nov. 25	at Nevada
Nov. 26	vs. Arkansas / Memphis
Nov. 29	at Air Force
Dec. 3	vs. Cleveland State
Dec. 4	Liberty
Dec. 7	Goucher
Dec. 20	at George Mason
Dec. 30	at Bucknell
Jan. 2	vs. Holy Cross
Jan. 6	at Boston University
Jan. 8	at Colgate
Jan. 11	Loyola Maryland
Jan. 14	Lafayette
Jan. 18	at Lehigh
Jan. 21	at Army West Point
Jan. 28	at Holy Cross
Feb. 2	Boston University
Feb. 4	Colgate
Feb. 8	at Loyola Maryland
Feb. 11	at Lafayette
Feb. 15	Lehigh
Feb. 18	Army West Point
Feb. 22	at American
Feb. 25	Bucknell
Mar. 1	American

**MEDIA CONTACT INFO**

**Justin Kischefsky, Basketball SID**  
kischefs@usna.edu  
Ricketts Hall, 566 Brownson Rd.,  
Annapolis, MD 21402  
**Office:** (410) 293-8772 • **Cell:** N/A  
**Press Row:** N/A • **Fax:** (410) 293-8954  
**www.navysports.com**



**ETSU  
BUCCANEERS****11-15 | JOHNSON CITY, TENN.****QUICK FACTS**

**Location:** Johnson City, Tenn.  
**Arena:** Brooks Gym (2,700)  
**Colors:** Navy Blue and Yellow Gold  
**President:** Dr. Brian Noland  
**Enrollment:** 15,250  
**Director of Athletics:** Dr. Richard Sander  
**Conference:** Southern

**COACHING STAFF**

**Head Coach (Alma Mater/Year):** Brittney Ezell (Alabama '99)  
**Record/Years at ETSU:** 46-47/3  
**Career Record/Years:** 166-160/11  
**Assistant Coaches:** Nikki Davis (Virginia Tech '11), Eric Dumas (Lambuth), Keisha Mc-Clinic (MTSU '04)

**SEASON OUTLOOK**

**2015-16 Record:** 16-14  
**2015-16 Conf. Record:** 8-6/4th  
**Postseason:** None  
**Starters Back/Lost:** 4/1  
**Letterwinners Back/Lost:** 8/4  
**Newcomers:** 5  
**Series Record:** UT 19-2-1  
**Last Meeting:** Dec. 2, 2015, UT 85-49

**2016-17 SCHEDULE**

Nov. 6	Emory & Henry (Exh.)
Nov. 11	at Butler
<b>Nov. 15</b>	<b>Tennessee</b>
Nov. 20	Winthrop
Nov. 23	Appalachian St.
Nov. 26	at Northern Kentucky
Nov. 28	Murray St.
Nov. 30	at Austin Peay
Dec. 3	Davidson
Dec. 6	at Campbell
Dec. 8	Vanderbilt
Dec. 11	at Tennessee Tech
Dec. 17	Elon
Dec. 19	vs. Maine
Dec. 20	vs. Coppin St / Miami
Dec. 28	Old Dominion
Jan. 5	at Mercer
Jan. 7	at Samford
Jan. 14	at Chattanooga
Jan. 19	UNC-Greensboro
Jan. 21	Western Carolina
Jan. 26	at Furman
Jan. 28	at Wofford
Feb. 2	Samford
Feb. 4	Mercer
Feb. 10	Chattanooga
Feb. 16	at Western Carolina
Feb. 18	at UNC-Greensboro
Feb. 23	Wofford
Feb. 25	Furman

**MEDIA CONTACT INFO**

**Nathan Palcowski, Basketball SID**  
 etsusid@gmail.com  
**P.O. Box 70707, Johnson City, TN 37614**  
**Office:** (423) 439-5612 • **Cell:** (616) 755-4840  
**Press Row:** (423) 439-5329 • **Fax:** (423) 439-6138  
**www.etsubucs.com**

**PENN STATE  
LADY LIONS****11-20 | UNIVERSITY PARK, PA.****QUICK FACTS**

**Location:** University Park, Pa.  
**Arena:** Bryce Jordan Center (15,104)  
**Colors:** Blue and White  
**President:** Eric Barron  
**Enrollment:** 46,606  
**Director of Athletics:** Sandy Barbour  
**Conference:** Big Ten

**COACHING STAFF**

**Head Coach (Alma Mater/Year):** Coquese Washington (Notre Dame '92)  
**Career Record/Years at PSU:** 160-124/9  
**Career Record/Years:** 160-124/9  
**Assistant Coaches:** Itoro Coleman (Clemson '00), Tamika Jeter (Connecticut '02), Jocelyn Wyatt (Appalachian State '06)

**SEASON OUTLOOK**

**2015-16 Record:** 12-19  
**2015-16 Conf. Record/Finish:** 6-12/11th  
**Postseason:** None  
**Starters Back/Lost:** 4/1  
**Letterwinners Back/Lost:** 10/2  
**Newcomers:** 4  
**Series Record:** UT 9-1  
**Last Meeting:** Nov. 18, 2015, UT 74-66

**2016-17 SCHEDULE**

Oct. 30	Bloomsburg (Exh.)
Nov. 11	at Drexel
Nov. 13	Saint Peter's
Nov. 16	Akron
<b>Nov. 20</b>	<b>Tennessee</b>
Nov. 22	St. Bonaventure
Nov. 25	vs. Georgia State
Nov. 26	vs. Georgetown
Nov. 30	at Boston College
Dec. 3	Marshall
Dec. 7	at Holy Cross
Dec. 10	Pittsburgh
Dec. 18	American
Dec. 20	Iona
Dec. 28	Indiana
Dec. 31	at Rutgers
Jan. 3	Iowa
Jan. 7	at Purdue
Jan. 11	at Maryland
Jan. 16	Wisconsin
Jan. 19	Nebraska
Jan. 23	at Indiana
Jan. 29	Illinois
Feb. 1	at Ohio State
Feb. 5	at Northwestern
Feb. 8	Minnesota
Feb. 11	Purdue
Feb. 14	at Illinois
Feb. 22	at Michigan State
Feb. 26	Michigan

**MEDIA CONTACT INFO**

**Greg Campbell, Basketball SID**  
 gxc35@psu.edu  
 101 Bryce Jordan Center, University Park, Pa. 16802  
**Office:** (814) 865-1759 • **Cell:** (814) 876-0824  
**Press Row:** (814) 863-3294 • **Fax:** (814) 863-3165  
**www.gopSUsports.com**

**VIRGINIA TECH  
HOKIES****11-27 | BLACKSBURG, VA.****QUICK FACTS**

**Location:** Blacksburg, Va.  
**Arena:** Cassell Coliseum (9,847)  
**Colors:** Maroon and Burnt Orange  
**President:** Dr. Timothy Sands  
**Enrollment:** 31,000  
**Director of Athletics:** Whit Babcock  
**Conference:** Atlantic Coast

**COACHING STAFF**

**Head Coach (Alma Mater/Year):** Kenny Brooks (JMU '92)  
**Record/Years at VT:** 1st Season  
**Career Record/Years:** 337-122/14  
**Assistant Coaches:** Jennifer Brown (James Madison '08), Britney Anderson (Virginia Tech '07), Shawn Poppie (Limestone '07)

**SEASON OUTLOOK**

**2015-16 Record:** 18-14  
**2015-16 Conf. Record/Finish:** 5-11/11th  
**Postseason:** WNIT Second Round  
**Starters Back/Lost:** 3/2  
**Letterwinners Back/Lost:** 6/5  
**Newcomers:** 6  
**Series Record:** UT 7-1  
**Last Meeting:** Dec. 6, 2015, VT 57-43

**2016-17 SCHEDULE**

Nov. 11	UNC Asheville
Nov. 13	Georgetown
Nov. 16	Presbyterian
Nov. 19	at UCF
Nov. 22	at Charleston
<b>Nov. 27</b>	<b>Tennessee</b>
Dec. 1	Nebraska
Dec. 5	Gardner-Webb
Dec. 7	Central Connecticut State
Dec. 11	Bowling Green
Dec. 18	at Auburn
Dec. 21	Radford
Dec. 30	Delaware State
Jan. 2	North Carolina
Jan. 8	at Clemson
Jan. 11	at Miami
Jan. 16	Wake Forest
Jan. 19	at Duke
Jan. 22	Florida State
Jan. 26	at Virginia
Jan. 29	Syracuse
Feb. 2	Notre Dame
Feb. 5	at Georgia Tech
Feb. 9	Louisville
Feb. 12	at NC State
Feb. 16	at Pittsburgh
Feb. 19	Virginia
Feb. 23	Miami
Feb. 26	at Boston College

**MEDIA CONTACT INFO**

**April Goode, Basketball SID**  
 agoode@vt.edu  
 25 Beamer Way, Blacksburg, VA 24061  
**Office:** (540) 231-8823 • **Cell:** (540) 392-1336  
**Fax:** (540) 231-3060  
**www.hokiesports.com**







**TENNESSEE STATE  
LADY TIGERS**

**11-30 | KNOXVILLE, TENN.**

**QUICK FACTS**

**Location:** Nashville, Tenn.  
**Arena:** Gentry Center (10,500)  
**Colors:** Reflex Blue and White  
**President:** Dr. Glenda Glover  
**Enrollment:** 9,165  
**Athletics Director:** Teresa L. Phillips  
**Conference:** Ohio Valley

**COACHING STAFF**

**Head Coach (Alma Mater/Year):** Larry Joe Inman (Austin Peay '70)  
**Record/Years at TSU:** 55-64/4  
**Career Record/Years:** 535-381/32  
**Assistant Coaches:** Chelsia Lymon (MTSU '10), Evelyn Thompson (Auburn '90), Jessica Davis (Florida State '10)

**SEASON OUTLOOK**

**2015-16 Record:** 12-18  
**2015-16 Conf. Record/Finish:** 7-9/7th  
**Postseason:** None  
**Starters Back/Lost:** 3/2  
**Letterwinners Back/Lost:** 9/4  
**Newcomers:** 5  
**Series Record:** UT 4-0  
**Last Meeting:** Nov. 24, 2014, UT 97-46

**2016-17 SCHEDULE**

Nov. 12 at Xavier  
Nov. 15 at Oklahoma State  
Nov. 19 Arkansas State  
Nov. 26 vs. UNLV  
Nov. 27 vs. Wisconsin/Ole Miss  
**Nov. 30 at Tennessee**  
Dec. 11 at Lipscomb  
Dec. 14 Fisk  
Dec. 19 vs Bethune Cookman  
Dec. 20 at Stetson  
Dec. 31 at Murray State  
Jan. 5 Southeast Missouri  
Jan. 7 UT Martin  
Jan. 11 Morehead State  
Jan. 14 at Eastern Kentucky  
Jan. 18 at Tennessee Tech  
Jan. 21 Jacksonville State  
Jan. 25 at SIU Edwardsville  
Jan. 28 Belmont  
Feb. 1 Eastern Illinois  
Feb. 4 at Austin Peay  
Feb. 8 Tennessee Tech  
Feb. 11 at Jacksonville State  
Feb. 15 at Morehead State  
Feb. 18 Eastern Kentucky  
Feb. 25 at Belmont

**MEDIA CONTACT INFO**

**Zekeya A. Harrison, Basketball SID**  
zanderson01@tnstate.edu  
3500 John A. Merritt Blvd, Nashville, TN 37209  
**Office:** (615) 963-7692 • **Cell:** N/A  
**Press Row:** (615) 963-1867 • **Fax:** (615) 963-7616  
**www.tsutigers.com**

**BAYLOR  
LADY BEARS**

**12-4 | KNOXVILLE, TENN.**

**QUICK FACTS**

**Location:** Waco, Texas  
**Arena:** Ferrell Center (10,284)  
**Colors:** Green and Gold  
**President:** David E. Garland  
**Enrollment:** 16,263  
**Director of Athletics:** Mack Rhoades  
**Conference:** Big 12

**COACHING STAFF**

**Head Coach (Alma Mater/Year):** Kim Mulkey (Louisiana Tech '84)  
**Record/Years at BU:** 473-92/16  
**Career Record/Years:** Same  
**Associate Head Coach:** Bill Brock (South-eastern Oklahoma '76)  
**Assistant Coaches:** Sytia Messer (Arkansas '00), Toyelle Wilson (Manhattan College '03)

**SEASON OUTLOOK**

**2015-16 Record:** 36-2  
**2015-16 Conf. Record:** 17-1/1st  
**Finish:Postseason:** NCAA Elite Eight  
**Starters Back/Lost:** 4/1  
**Letterwinners Back/Lost:** 10/4  
**Newcomers:** 3  
**Series Record:** BU 2-5  
**Last Meeting:** Dec. 18, 2012, BU 76-53

**2016-17 SCHEDULE**

Nov. 1 Emporia State (EXH)  
Nov. 7 Langston (EXH)  
Nov. 11 Houston Baptist  
Nov. 14 UCLA  
Nov. 17 at UConn  
Nov. 20 Mississippi Valley State  
Nov. 22 Southeastern Louisiana  
Nov. 25 vs. Kent State  
Nov. 26 vs. DePaul/Western Kentucky  
Nov. 27 vs. TBA  
Dec. 1 Abilene Christian  
**Dec. 4 at Tennessee**  
Dec. 6 Texas State  
Dec. 15 Winthrop  
Dec. 29 Kansas State  
Jan. 1 Kansas  
Jan. 4 at West Virginia  
Jan. 7 at Oklahoma State  
Jan. 11 TCU  
Jan. 15 at Kansas  
Jan. 18 Iowa State  
Jan. 21 West Virginia  
Jan. 25 at Kansas State  
Jan. 29 Oklahoma  
Feb. 1 at Iowa State  
Feb. 4 at Texas Tech  
Feb. 6 Texas  
Feb. 11 at TCU  
Feb. 18 Oklahoma State  
Feb. 20 at Texas  
Feb. 25 Texas Tech  
Feb. 27 at Oklahoma

**MEDIA CONTACT INFO**

**Jil Price, Basketball SID**  
Jil\_Price@baylor.edu  
1500 S. University Parks Dr., Waco, TX 76706  
**Office:** (254) 710-3042 • **Cell:** (254) 652-3092  
**Press Row:** (254) 710-2743  
**www.BaylorBears.com**

**TEXAS  
LONGHORNS**

**12-11 | AUSTIN, TEXAS**

**QUICK FACTS**

**Location:** Austin, Texas  
**Arena:** Frank Erwin Center (16,540)  
**Colors:** Burnt Orange and White  
**President:** Gregory L. Fenes  
**Enrollment:** 50,950  
**Women's Athletics Director:** Chris Plonsky  
**Conference:** Big 12

**COACHING STAFF**

**Head Coach (Alma Mater/Year):** Karen Aston (Arkansas Little-Rock '87)  
**Record/Years at UT:** 89-46/4  
**Career Record/Years:** 190-109/9  
**Assistant Coaches:** Jaime Carey (Texas '04) Tina Thompson (USC '97), George Washington (Abilene Christian '00)

**SEASON OUTLOOK**

**2015-16 Record:** 31-5  
**2015-16 Conf. Record/Finish:** 15-3/2nd  
**Postseason:** NCAA Elite Eight  
**Starters Back/Lost:** 2/3  
**Letterwinners Back/Lost:** 8/6  
**Newcomers:** 5  
**Series Record:** Tennessee, 23-14  
**Last Meeting:** Nov. 29, 2015, Texas 64-53


**2016-17 SCHEDULE**

Nov. 6 Tarleton State (Exh.)  
Nov. 14 at Stanford  
Nov. 16 Houston Baptist  
Nov. 20 at Mississippi State  
Nov. 23 Northwestern State  
Dec. 1 South Carolina  
Dec. 4 vs. UConn  
**Dec. 11 Tennessee**  
Dec. 15 UT Rio Grande Valley  
Dec. 17 UTSA  
Dec. 20 New Orleans  
Dec. 29 Texas Tech  
Jan. 1 at Iowa State  
Jan. 4 at Kansas  
Jan. 7 TCU  
Jan. 10 Oklahoma State  
Jan. 14 at West Virginia  
Jan. 17 Oklahoma  
Jan. 21 at Texas Tech  
Jan. 25 at TCU  
Jan. 28 West Virginia  
Feb. 1 at Oklahoma State  
Feb. 4 Kansas State  
Feb. 6 at Baylor  
Feb. 11 Kansas  
Feb. 13 at Florida State  
Feb. 18 at Oklahoma  
Feb. 20 Baylor  
Feb. 24 Iowa State  
Feb. 27 at Kansas State

**MEDIA CONTACT INFO**

**Sean Cartell, Basketball SID**  
sean.cartell@athletics.utexas.edu  
P.O. Box 7399, Austin, TX 78712  
**Office:** (512) 471-6039 • **Cell:** (352) 278-5422  
**Press Row:** (512) 471-4246 • **Fax:** (512) 471-6040  
**www.TexasSports.com**





## APPALACHIAN STATE MOUNTAINEERS

12-14 | KNOXVILLE, TENN.

### QUICK FACTS

**Location:** Boone, N.C.  
**Arena:** Holmes Convocation Center (9,313)  
**Colors:** Black and Gold  
**Chancellor:** Dr. Sheri N. Evans  
**Enrollment:** 18,026  
**Director of Athletics:** Doug Gillin  
**Conference:** Sun Belt

### COACHING STAFF

**Head Coach (Alma Mater/Year):** Angel Elderkin (Southern Maine '99)  
**Record/Years at ASU:** 24-36/2  
**Career Record/Years:** 24-36/2  
**Assistant Coaches:** Emily Roberts (UNCW '06), Jessica Jackson (Western Carolina '10), Kate Dempsey (Wofford '09)

### SEASON OUTLOOK

**2015-16 Record:** 10-20  
**2015-16 Conf. Record/Finish:** 7-13/8th  
**Postseason:** None  
**Starters Back/Lost:** 4/1  
**Letterwinners Back/Lost:** 11/2  
**Newcomers:** 6  
**Series Record:** ASU, 5-3  
**Last Meeting:** March 13, 1999, UT 113-54

### 2016-17 SCHEDULE

Nov. 2 Coker (Exh.)  
Nov. 7 Lenoir-Rhyne (Exh.)  
Nov. 11 at DePaul  
Nov. 12 vs. UAB/Gardner-Webb  
Nov. 17 at Liberty  
Nov. 20 at Richmond  
Nov. 23 at ETSU  
Nov. 27 College of Charleston  
Nov. 30 North Carolina A&T  
Dec. 4 Radford  
Dec. 11 at Georgia Tech  
**Dec. 14 at Tennessee**  
Dec. 21 UNC Asheville  
Dec. 29 at UT Arlington  
Dec. 31 at Texas State  
Jan. 5 Arkansas State  
Jan. 7 Little Rock  
Jan. 14 at Coastal Carolina  
Jan. 19 at Georgia State  
Jan. 21 at Georgia Southern  
Jan. 26 Texas State  
Jan. 28 UT Arlington  
Feb. 2 at Little Rock  
Feb. 4 at Arkansas State  
Feb. 9 Georgia Southern  
Feb. 11 Georgia State  
Feb. 16 at Troy  
Feb. 18 at South Alabama  
Feb. 23 UL Lafayette  
Feb. 25 UL Monroe  
Mar. 4 Coastal Carolina

### MEDIA CONTACT INFO

**Chase Colliton, Basketball SID**  
collitoncj@appstate.edu  
Box 32116 Boone, NC 28608  
**Office:** (828) 262-7602 • **Cell:** (740) 279-5081  
**Press Row:** NA • **Fax:** (828) 262-6106  
**www.appstatesports.com**

## STANFORD CARDINAL

12-18 | KNOXVILLE, TENN.

### QUICK FACTS

**Location:** Stanford, Calif.  
**Arena:** Maples Pavilion (7,233)  
**Colors:** Cardinal and White  
**President:** Marc Tessier-Lavigne  
**Enrollment:** 16,122  
**Director of Athletics:** Bernard Muir  
**Conference:** Pac-12

### COACHING STAFF

**Head Coach (Alma Mater/Year):** Tara VanDerveer (Indiana '75)  
**Record/Years at SU:** 828-174/30  
**Career Record/Years:** 980-225/37  
**Associate Head Coach:** Amy Tucker (Ohio State '82)  
**Assistant Coaches:** Tempie Brown (Michigan '90), Kate Paye (Stanford '95)

### SEASON OUTLOOK

**2015-16 Record:** 27-8  
**2015-16 Conf. Record/Finish:** 14-4/T-3rd  
**Postseason:** NCAA Elite Eight  
**Starters Back/Lost:** 4/1  
**Letterwinners Back/Lost:** 9/5  
**Newcomers:** 4  
**Series Record:** UT 23-10  
**Last Meeting:** Dec. 16, 2015, SU 69-55

### 2016-17 SCHEDULE

Nov. 4 UC San Diego (Exh.)  
Nov. 11 Cal Poly  
Nov. 14 Texas  
Nov. 18 Gonzaga  
Nov. 20 CSUN  
Nov. 24 vs. Northeastern  
Nov. 25 vs. Wichita State  
Nov. 26 vs. Purdue  
Dec. 1 at CSU Bakersfield  
Dec. 4 UC Davis  
**Dec. 18 at Tennessee**  
Dec. 21 at George Washington  
Dec. 28 Yale  
Dec. 30 at Arizona State  
Jan. 1 at Arizona  
Jan. 6 Oregon  
Jan. 8 Oregon State  
Jan. 13 at Utah  
Jan. 15 at Colorado  
Jan. 20 Arizona  
Jan. 22 Arizona State  
Jan. 27 at Washington State  
Jan. 29 at Washington  
Feb. 3 USC  
Feb. 6 UCLA  
Feb. 10 Colorado  
Feb. 12 Utah  
Feb. 16 at California  
Feb. 19 California  
Feb. 24 at Oregon State  
Feb. 26 at Oregon

### MEDIA CONTACT INFO

**John Cantalupi, Basketball SID**  
johncan@stanford.edu  
641 East Campus Dr., Stanford, CA 94305  
**Office:** (650) 725-7277 • **Cell:** (650) 924-8304  
**Press Row:** (650) 723-4418 • **Fax:** (650) 725-2957  
**www.gostanford.com**

## TROY TROJANS

12-21 | KNOXVILLE, TENN.

### QUICK FACTS

**Location:** Troy, Ala.  
**Arena:** Trojan Arena (5,200)  
**Colors:** Cardinal, Silver and Black  
**Chancellor:** Dr. Jack Hawkins Jr.  
**Enrollment:** 20,000  
**Director of Athletics:** Jeremy McClain  
**Conference:** Sun Belt

### COACHING STAFF

**Head Coach (Alma Mater/Year):** Chanda Rigby (Southeastern Louisiana '90)  
**Record/Years at TU:** 59-66/4  
**Career Record/Years:** 59-66/4  
**Assistant Coaches:** Jennifer Graf (Northwestern St. '00), Courtney Simmons (Louisville '08), Neil Harrow (West Scotland '10)

### SEASON OUTLOOK

**2015-16 Record:** 20-13  
**2015-16 Conf. Record/Finish:** 12-8/3rd  
**Postseason:** NCAA First Round  
**Starters Back/Lost:** 4/1  
**Letterwinners Back/Lost:** 11/3  
**Newcomers:** 5  
**Series Record:** UT 1-0  
**Last Meeting:** Dec. 14, 2013, UT 103-64

### 2016-17 SCHEDULE

Nov. 11 at Auburn  
Nov. 16 Belmont  
Nov. 21 at Thomas University  
Nov. 25 vs. Villanova  
Nov. 26 vs. Loyola Chicago  
Dec. 4 Alabama State  
Dec. 10 at Jacksonville  
Dec. 14 at Nicholls State  
Dec. 18 UAB  
**Dec. 21 at Tennessee**  
Dec. 29 Armstrong State  
Dec. 31 at South Alabama  
Jan. 5 at Georgia State  
Jan. 7 at Georgia Southern  
Jan. 12 Texas State  
Jan. 14 UT Arlington  
Jan. 19 at Little Rock  
Jan. 21 at Arkansas State  
Jan. 26 Georgia Southern  
Jan. 28 Georgia State  
Feb. 4 South Alabama  
Feb. 9 at ULM  
Feb. 11 at UL Lafayette  
Feb. 16 Appalachian State  
Feb. 18 Coastal Carolina  
Feb. 23 at UT Arlington  
Feb. 25 at Texas State  
Mar. 2 Arkansas State  
Mar. 4 Little Rock

### MEDIA CONTACT INFO

**Wes Johnson, Basketball SID**  
jwjohnson@troy.edu  
5000 Veterans Stadium Drive  
Troy, Alabama 36082  
**Office:** (334) 670-5655 • **Cell:** (334) 430-3271  
**www.troytrojans.com**

GENERAL

STAFF

PLAYERS

REVIEW

HISTORY

FACILITIES

NCAA

SEC

RECORDS

MEDIA INFO







**UNC WILMINGTON  
SEAHAWKS**

**12-29 | KNOXVILLE, TENN.**

**QUICK FACTS**

**Location:** Wilmington, N.C.  
**Arena:** Trask Coliseum (5,100)  
**Colors:** Teal, Gold & Navy  
**Chancellor:** Dr. Jose V. Sartarelli  
**Enrollment:** 15,000  
**Director of Athletics:** Jimmy Bass  
**Conference:** Colonial

**COACHING STAFF**

**Head Coach (Alma Mater/Year):** Adell Harris (Wake Forest '02)  
**Record/Years at UNCW:** 31-92/4  
**Career Record/Years:** 92-122/7  
**Assistant Coaches:** Richard Moore (Farleigh Dickinson, '89), Kim Tingley (Delaware '02), Crystal Riley (Kentucky '13)

**SEASON OUTLOOK**

**2015-16 Record:** 7-23  
**2015-16 Conf. Record/Finish:** 3-15/T-9th  
**Postseason:** None  
**Starters Back/Lost:** 4/1  
**Letterwinners Back/Lost:** 6/3  
**Newcomers:** 7  
**Series Record:** First Meeting  
**Last Meeting:** N/A

**2016-17 SCHEDULE**

Nov. 11	Norfolk State
Nov. 16	at East Carolina
Nov. 20	at Georgia State
Nov. 26	Providence
Nov. 27	La Salle
Nov. 30	at Davidson
Dec. 11	at NC State
Dec. 15	Furman
Dec. 17	Wofford
Dec. 19	Catawba
<b>Dec. 29</b>	<b>at Tennessee</b>
Jan. 2	at James Madison
Jan. 6	Delaware
Jan. 8	at College of Charleston
Jan. 13	Drexel
Jan. 15	William & Mary
Jan. 20	at Hofstra
Jan. 22	at Northeastern
Jan. 27	Towson
Jan. 29	College of Charleston
Feb. 3	at Delaware
Feb. 5	Elon
Feb. 10	at Towson
Feb. 12	at Drexel
Feb. 17	James Madison
Feb. 19	Hofstra
Feb. 24	at William & Mary
Feb. 26	Northeastern
Mar. 1	at Elon

**MEDIA CONTACT INFO**

**Eric Rhew, Basketball SID**  
 rhewe@uncw.edu  
 601 South College Road, Wilmington, NC 28403  
**Office:** (910) 962-3252 • **Cell:** (410) 530-4791  
**Press Row:** NA • **Fax:** NA  
**www.uncwsports.com**

**KENTUCKY  
WILDCATS**

**1-1 | KNOXVILLE, TENN.**

**QUICK FACTS**

**Location:** Lexington, Ky.  
**Arena:** Memorial Coliseum (8,000)  
**Colors:** Blue and White  
**President:** Dr. Eli Capilouto  
**Enrollment:** 30,000  
**Director of Athletics:** Mitch Barnhart  
**Conference:** Southeastern

**COACHING STAFF**

**Head Coach (Alma Mater/Year):** Matthew Mitchell (Mississippi State '95)  
**Record/Years at UK:** 219-89/9  
**Career Record/Years:** 249-118/11  
**Associate Head Coach:** Kyra Elzy (Tennessee '99)  
**Assistant Coaches:** Niya Butts (Tennessee '00), Lin Dunn (UT Martin '69)

**SEASON OUTLOOK**

**2015-16 Record:** 25-8  
**2015-16 Conf. Record/Finish:** 10-6/T-4th  
**Postseason:** NCAA Sweet 16  
**Starters Back/Lost:** 3/2  
**Letterwinners Back/Lost:** 5/4  
**Newcomers:** 4  
**Series Record:** UT 53-11  
**Last Meeting:** Jan. 25, 2016, UK 64-63

**2016-17 SCHEDULE**

Nov. 3	Union (Tenn.) (Exh.)
Nov. 11	Miami
Nov. 12	Albany
Nov. 17	New Hampshire
Nov. 19	at Colorado
Nov. 23	Morehead State
Nov. 27	Samford
Dec. 1	Oklahoma
Dec. 4	at Louisville
Dec. 9	Middle Tennessee
Dec. 11	Arizona State
Dec. 18	Radford
Dec. 21	Washington State
Dec. 29	at Duke
<b>Jan. 1</b>	<b>at Tennessee</b>
Jan. 5	Mizzou
Jan. 8	Texas A&M
Jan. 12	at Alabama
Jan. 15	Georgia
Jan. 19	at LSU
Jan. 22	at Auburn
Jan. 26	Ole Miss
Jan. 30	at Missouri
Feb. 2	South Carolina
Feb. 5	Vanderbilt
Feb. 9	at Georgia
Feb. 16	at Arkansas
Feb. 19	Florida
Feb. 23	Mississippi State
Feb. 26	at South Carolina

**MEDIA CONTACT INFO**

**Evan Crane, Basketball SID**  
 wesley.crane@uky.edu  
 Joe Craft Center  
 338 Lexington Ave., Lexington, KY 40506  
**Office:** (859) 257-8431 • **Cell:** (270) 559-8120  
**Press Row:** (859) 323-5900 • **Fax:** (859) 323-4310  
**www.UKathletics.com**

**VANDERBILT  
COMMODORES**

**1-5 | NASHVILLE, TENN.  
1-22 | KNOXVILLE, TENN.**

**QUICK FACTS**

**Location:** Nashville, Tenn.  
**Arena:** Memorial Gymnasium (14,316)  
**Colors:** Black and Gold  
**Chancellor:** Nicholas S. Zeppos  
**Enrollment:** 6,883  
**Director of Athletics:** David Williams II  
**Conference:** Southeastern

**COACHING STAFF**

**Head Coach (Alma Mater/Year):** Stephanie White (Purdue '99)  
**Record/Years at VU:** 1st Season  
**Career Record/Years:** 1st Season  
**Assistant Coaches:** Carolyn Peck (Vanderbilt '88), Joy Cheek (Duke '09), Kelly Komara (Purdue '02)

**SEASON OUTLOOK**

**2015-16 Record:** 18-14  
**2015-16 Conf. Record/Finish:** 5-11/T-11th  
**Postseason:** None  
**Starters Back/Lost:** 3/2  
**Letterwinners Back/Lost:** 9/4  
**Newcomers:** 3  
**Series Record:** UT 67-9  
**Last Meeting:** Feb. 11, 2016, UT 69-51

**2016-17 SCHEDULE**

Oct. 30	Bellarmine (Exh.)
Nov. 6	Union (Tenn.) (Exh.)
Nov. 11	Kennesaw State
Nov. 13	at Indiana
Nov. 16	Drexel
Nov. 20	Duke
Nov. 22	Robert Morris
Nov. 27	at UT Martin
Dec. 2	vs. Air Force
Dec. 3	vs. Utah Valley State or SIUE
Dec. 5	Tulane
Dec. 8	at ETSU
Dec. 18	Tennessee Tech
Dec. 21	Louisville
Dec. 28	at Memphis
Jan. 2	at Texas A&M
<b>Jan. 5</b>	<b>Tennessee</b>
Jan. 8	at Georgia
Jan. 12	Auburn
Jan. 15	Missouri
Jan. 19	at Arkansas
<b>Jan. 22</b>	<b>at Tennessee</b>
Jan. 26	Alabama
Jan. 29	Florida
Feb. 5	at Kentucky
Feb. 9	at Mississippi State
Feb. 13	LSU
Feb. 16	at South Carolina
Feb. 19	Ole Miss
Feb. 23	Arkansas
Feb. 26	at LSU

**MEDIA CONTACT INFO**

**David Dawson, Basketball SID**  
 david.dawson@vanderbilt.edu  
 2601 Jess Neely Dr., Nashville, TN 37212  
**Office:** (615) 343-5823 • **Cell:** (404) 788-501  
**Press Row:** (615) 320-0436 • **Fax:** (615) 343-3618  
**www.vucommodores.com**





GENERAL

STAFF

PLAYERS

REVIEW

HISTORY

FACILITIES

NCAA

SEC

RECORDS

MEDIA INFO

## MISSISSIPPI STATE BULLDOGS

1-8 | KNOXVILLE, TENN.  
2-26 | STARKVILLE, MISS.

### QUICK FACTS

**Location:** Starkville, Miss.  
**Arena:** Humphrey Coliseum (10,500)  
**Colors:** Maroon and White  
**President:** Dr. Mark E. Keenum  
**Enrollment:** 20,873  
**Director of Athletics:** Scott Stricklin  
**Conference:** Southeastern

### COACHING STAFF

**Head Coach (Alma Mater/Year):** Vic Schaefer (Texas A&M '84)  
**Record/Years at MSU:** 90-46/4  
**Career Record/Years:** 170-156/11  
**Associate Head Coach:** Johnnie Harris (Arkansas Baptist '96)  
**Assistant Coaches:** Dionnah Jackson (Oklahoma '05), Carly Thibault (Monmouth '13)

### SEASON OUTLOOK

**2015-16 Record:** 28-8  
**2015-16 Conf. Record/Finish:** 11-5/T-2nd  
**Postseason:** NCAA Sweet 16  
**Starters Back/Lost:** 5/0  
**Letterwinners Back/Lost:** 9/4  
**Newcomers:** 2  
**Series Record:** UT 36-2  
**Last Meeting:** Mar. 5, 2016, MSU 58-48

### 2016-17 SCHEDULE

Nov. 3	Arkansas-Fort Smith (Exh.)
Nov. 11	vs. Purdue
Nov. 12	vs. Maine/Villanova
Nov. 16	vs. Tulane
Nov. 20	Texas
Nov. 25	vs. Oregon
Nov. 26	vs. San Jose State
Nov. 27	at Hawaii
Dec. 3	at Iowa State
Dec. 10	at Southern Miss
Dec. 13	at Little Rock
Dec. 16	vs. SMU
Dec. 17	vs. Grambling/USC
Dec. 20	Alabama State
Dec. 28	Northwestern State
Jan. 1	LSU
Jan. 5	at Arkansas
<b>Jan. 8</b>	<b>at Tennessee</b>
Jan. 12	Florida
Jan. 16	Ole Miss
Jan. 19	at Alabama
Jan. 23	at South Carolina
Jan. 29	Texas A&M
Feb. 2	at Auburn
Feb. 5	Missouri
Feb. 9	Vanderbilt
Feb. 12	at Ole Miss
Feb. 16	Georgia
Feb. 19	at Texas A&M
Feb. 23	at Kentucky
<b>Feb. 26</b>	<b>Tennessee</b>

### MEDIA CONTACT INFO

**Brock Turnipseed, Basketball SID**  
bturnipseed@athletics.msstate.edu  
P.O. Box 5308, Mississippi State, MS 39762  
**Office:** (662) 325-7556 • **Cell:** (662) 418-7409  
**Press Row:** (662) 325-3776 • **Fax:** (662) 325-3654  
[www.hailstate.com](http://www.hailstate.com)

## OLE MISS REBELS

1-12 | OXFORD, MISS.

### QUICK FACTS

**Location:** Oxford, Miss.  
**Arena:** The Pavilion at Ole Miss (9,500)  
**Colors:** Cardinal Red and Navy Blue  
**Chancellor:** Dr. Jeffrey Vitter  
**Enrollment:** 23,838  
**Director of Athletics:** Ross Bjork  
**Conference:** Southeastern

### COACHING STAFF

**Head Coach (Alma Mater/Year):** Matt Insell (MTSU '07)  
**Record/Years at UM:** 41-54/3  
**Career Record/Years:** Same  
**Assistant Coaches:** Alex Simmons (Tennessee '08), Brittany Hudson (Georgia State '08), George Porcha (New Haven '94)

### SEASON OUTLOOK

**2015-16 Record:** 10-20  
**2015-16 Conf. Record/Finish:** 2-14/14th  
**Postseason:** None  
**Starters Back/Lost:** 4/1  
**Letterwinners Back/Lost:** 8/3  
**Newcomers:** 5  
**Series Record:** UT 44-7  
**Last Meeting:** Feb. 18, 2016, UT 57-51

### 2016-17 SCHEDULE

Nov. 4	Mississippi College
Nov. 11	Southeastern Louisiana
Nov. 13	Lipscomb
Nov. 17	Jacksonville State
Nov. 20	High Point
Nov. 26	vs. Wisconsin
Nov. 27	vs. UNLV/Tennessee State
Dec. 1	Jackson State
Dec. 4	at West Virginia
Dec. 10	Louisiana-Monroe
Dec. 14	Oregon
Dec. 17	VCU
Dec. 20	Austin Peay
Dec. 28	Mississippi Valley State
Jan. 1	Arkansas
Jan. 5	at Alabama
Jan. 8	at Auburn
<b>Jan. 12</b>	<b>Tennessee</b>
Jan. 16	at Mississippi State
Jan. 19	at South Carolina
Jan. 22	Alabama
Jan. 26	at Kentucky
Jan. 29	Georgia
Feb. 6	at Florida
Feb. 9	LSU
Feb. 12	Mississippi State
Feb. 16	Auburn
Feb. 19	at Vanderbilt
Feb. 23	at Missouri
Feb. 26	Texas A&M

### MEDIA CONTACT INFO

**Jessica Poole, Basketball SID**  
Jepoole1@olemiss.edu  
P.O. Box 217, University, MS 38677  
**Office:** (662) 915-7896 • **Cell:** (662) 816-3877  
**Press Row:** (662) 236-1931 • **Fax:** (662) 915-7006  
[www.olemisssports.com](http://www.olemisssports.com)

## NOTRE DAME FIGHTING IRISH

1-16 | KNOXVILLE, TENN.

### QUICK FACTS

**Location:** Notre Dame, Ind.  
**Arena:** Purcell Pavilion/Joyce Center (9,149)  
**Colors:** Gold and Blue  
**President:** Rev. John I. Jenkins, C.S.C.  
**Enrollment:** 12,126  
**Director of Athletics:** Jack Swarbrick  
**Conference:** Atlantic Coast

### COACHING STAFF

**Head Coach (Alma Mater/Year):** Muffet McGraw (St. Joseph's (Pa.) '77)  
**Record/Years at ND:** 732-223/30  
**Career Record/Years:** 820-264/35  
**Associate Head Coaches:** Carol Owens (Northern Illinois '90), Niele Ivey (Notre Dame '00)  
**Assistant Coach:** Beth Cunningham (Notre Dame '97)

### SEASON OUTLOOK

**2015-16 Record:** 33-2  
**2015-16 Conf. Record/Finish:** 16-0/1st  
**Postseason:** Sweet 16  
**Starters Back/Lost:** 3/2  
**Letterwinners Back/Lost:** 9/3  
**Newcomers:** 2  
**Series Record:** UT 20-6  
**Last Meeting:** Jan. 18, 2016, ND 79-66

### 2016-17 SCHEDULE

Nov. 3	Roberts Wesleyan (Exh.)
Nov. 11	Central Michigan
Nov. 14	WNIT Quarterfinals
Nov. 17	WNIT Semifinals
Nov. 20	WNIT Final
Nov. 22	UL Lafayette
Nov. 26	TCU
Nov. 30	at Iowa
Dec. 4	Valparaiso
Dec. 7	UConn
Dec. 10	at DePaul
Dec. 18	at Toledo
Dec. 20	at Michigan State
Dec. 27	at Chattanooga
Dec. 29	at North Carolina State
Jan. 2	at Georgia Tech
Jan. 5	Wake Forest
Jan. 8	at Miami
Jan. 12	Pittsburgh
<b>Jan. 16</b>	<b>at Tennessee</b>
Jan. 19	at Boston College
Jan. 22	at North Carolina
Jan. 26	Duke
Jan. 29	Virginia
Feb. 2	at Virginia Tech
Feb. 6	Louisville
Feb. 12	Georgia Tech
Feb. 16	at Clemson
Feb. 19	at Syracuse
Feb. 23	Boston College
Feb. 26	Florida State

### MEDIA CONTACT INFO

**Leigh Torbin, Basketball SID**  
ltorbin@nd.edu  
C112 Joyce Center, Notre Dame, IN 46556  
**Office:** (574) 631-9471 • **Cell:** (407) 325-5703  
**Press Row:** (407) 325-5703 • **Fax:** (574) 631-7941  
[www.und.com](http://www.und.com)







**AUBURN  
TIGERS**

**1-19 | AUBURN, ALA.**

**QUICK FACTS**

**Location:** Auburn, Ala.  
**Arena:** Auburn Arena (9,121)  
**Colors:** Burnt Orange and Navy Blue  
**President:** Dr. Jay Gogue  
**Enrollment:** 27,287  
**Director of Athletics:** Jay Jacobs  
**Conference:** Southeastern

**COACHING STAFF**

**Head Coach (Alma Mater/Year):** Terri Williams-Flournoy (Penn State '91)  
**Record/Years at AU:** 71-61/4  
**Career Record/Years:** 214-165/12  
**Associate Head Coach:** Ty Evans (Wisconsin-Whitewater '95)  
**Assistant Coaches:** Adrian Walters (St. Francis '87), Clarisse Garcia (Villanova '07)

**SEASON OUTLOOK**

**2015-16 Record:** 20-13  
**2015-16 Conf. Record/Finish:** 8-8/T-7th  
**Postseason:** NCAA Second Round  
**Starters Back/Lost:** 4/1  
**Letterwinners Back/Lost:** 8/2  
**Newcomers:** 5  
**Series Record:** UT 41-10  
**Last Meeting:** Jan 10, 2016, UT 79-52

**2016-17 SCHEDULE**

Nov. 11 Troy  
 Nov. 17 at North Carolina A&T  
 Nov. 20 at East Carolina  
 Nov. 22 vs. Ball State  
 Nov. 23 vs. Marist  
 Nov. 24 vs. West Virginia  
 Nov. 27 Indiana  
 Dec. 2 at Kansas State  
 Dec. 11 Savannah State  
 Dec. 14 at Louisiana Tech  
 Dec. 18 Virginia Tech  
 Dec. 21 vs. Drake  
 Dec. 22 vs. Tulane/Eastern Washington  
 Dec. 28 Jacksonville  
 Jan. 1 at Florida  
 Jan. 5 South Carolina  
 Jan. 8 Ole Miss  
 Jan. 12 at Vanderbilt  
**Jan. 19 Tennessee**  
 Jan. 22 Kentucky  
 Jan. 26 at Missouri  
 Jan. 29 at Alabama  
 Feb. 2 Mississippi State  
 Feb. 5 at Texas A&M  
 Feb. 9 at South Carolina  
 Feb. 12 Georgia  
 Feb. 16 at Ole Miss  
 Feb. 20 Alabama  
 Feb. 23 LSU  
 Feb. 26 at Arkansas

**MEDIA CONTACT INFO**

**Wes Todd, Basketball SID**  
 wlt0006@auburn.edu  
 P.O. Box 351, Auburn, AL 36831-0351  
**Office:** (334) 844-9182 • **Cell:** (334) 750-5682  
**Press Row:** (334) 844-1933 • **Fax:** (334) 844-9807  
[www.auburntigers.com](http://www.auburntigers.com)

**FLORIDA  
GATORS**

**1-26 | GAINESVILLE, FLA.  
2-23 | KNOXVILLE, TENN.**

**QUICK FACTS**

**Location:** Gainesville, Fla.  
**Arena:** Exactech Arena at O'Connell Ctr. (10,133)  
**Colors:** Orange and Blue  
**President:** Dr. W. Kent Fuchs  
**Enrollment:** 49,785  
**Director of Athletics:** Scott Stricklin  
**Conference:** Southeastern

**COACHING STAFF**

**Head Coach (Alma Mater/Year):** Amanda Butler (Florida '95)  
**Record/Years at UF:** 175-121/9  
**Career Record/Years:** 215-143/11  
**Assistant Coaches:** Bill Ferrara (Florida '03), Shimmy Gray Miller (Michigan '94), Murriel Page (Florida '98)

**SEASON OUTLOOK**

**2015-16 Record:** 22-9  
**2015-16 Conf. Record/Finish:** 10-6/T-4th  
**Postseason:** NCAA First Round  
**Starters Back/Lost:** 3/2  
**Letterwinners Back/Lost:** 7/6  
**Newcomers:** 5 (1 transfer redshirting)  
**Series Record:** UT 48-4  
**Last Meeting:** Jan. 7, 2016, UF 74-66

**2016-17 SCHEDULE**

Nov. 11 vs. South Alabama  
 Nov. 14 at Chattanooga  
 Nov. 19 vs. Temple  
 Nov. 22 at Arkansas State  
 Nov. 25 at Northwestern  
 Nov. 30 vs. Wofford  
 Dec. 3 vs. Long Beach State  
 Dec. 4 vs. Boston U./Arizona State  
 Dec. 8 at Florida State  
 Dec. 11 vs. North Carolina A&T  
 Dec. 20 vs. Indiana  
 Dec. 21 vs. Florida A&M  
 Dec. 28 Southeastern Louisiana  
 Jan. 1 Auburn University  
 Jan. 5 at LSU  
 Jan. 8 South Carolina  
 Jan. 12 at Mississippi State  
 Jan. 15 Texas A&M  
 Jan. 22 at Georgia  
**Jan. 26 Tennessee**  
 Jan. 29 at Vanderbilt  
 Feb. 2 at Texas A&M  
 Feb. 6 Ole Miss  
 Feb. 9 Arkansas  
 Feb. 12 at Alabama  
 Feb. 16 Missouri  
 Feb. 19 at Kentucky  
**Feb. 23 at Tennessee**  
 Feb. 26 Georgia

**MEDIA CONTACT INFO**

**Kathy Cafazzo, Basketball SID**  
 kathyc@gators.ufl.edu  
 PO BOX 14485, Gainesville, FL 32604  
**Office:** (352) 375-4683+6113  
**Press Row:** (352) 367-1801 • **Fax:** (352) 367-1801  
[www.gatorzone.com](http://www.gatorzone.com)

**SOUTH CAROLINA  
GAMECOCKS**

**1-30 | COLUMBIA, S.C.**

**QUICK FACTS**

**Location:** Columbia, S.C.  
**Arena:** Colonial Life Arena (18,000)  
**Colors:** Garnet and Black  
**President:** Dr. Harris Pastides  
**Enrollment:** 33,724  
**Director of Athletics:** Ray Tanner  
**Conference:** Southeastern

**COACHING STAFF**

**Head Coach (Alma Mater/Year):** Dawn Staley (Virginia '92)  
**Record/Years at USC:** 188-76/8  
**Career Record/Years:** 360-156/16  
**Associate Head Coach:** Lisa Boyer (Ithaca '79)  
**Assistant Coaches:** Nikki McCray-Penson (Tennessee '95), Fred Chmiel (Excelsior '01)

**SEASON OUTLOOK**

**2015-16 Record:** 33-2  
**2015-16 Conf. Record/Finish:** 16-0/1st  
**Postseason:** NCAA Sweet 16  
**Starters Back/Lost:** 2/3  
**Letterwinners Back/Lost:** 6/8  
**Newcomers:** 7 (1 transfer redshirting)  
**Series Record:** UT 47-6  
**Last Meeting:** Feb. 15, 2016, USC 62-56

**2016-17 SCHEDULE**

Nov. 7 Benedict (Exh.)  
 Nov. 14 at Ohio State  
 Nov. 20 Hampton  
 Nov. 21 Maine  
 Nov. 22 Saint Peter's  
 Nov. 27 at Louisville  
 Dec. 1 at Texas  
 Dec. 4 at Duke  
 Dec. 11 Minnesota  
 Dec. 15 Clemson  
 Dec. 18 UCLA  
 Dec. 21 at Savannah State  
 Jan. 1 Alabama  
 Jan. 5 at Auburn  
 Jan. 8 at Florida  
 Jan. 12 Georgia  
 Jan. 15 at LSU  
 Jan. 19 Ole Miss  
 Jan. 23 Mississippi State  
 Jan. 26 at Georgia  
**Jan. 30 Tennessee**  
 Feb. 2 at Kentucky  
 Feb. 5 at Arkansas  
 Feb. 9 Auburn  
 Feb. 13 at UConn  
 Feb. 16 Vanderbilt  
 Feb. 19 at Missouri  
 Feb. 23 at Texas A&M  
 Feb. 26 Kentucky

**MEDIA CONTACT INFO**

**Diana Koval, Basketball SID**  
 dkoval@mailbox.sc.edu  
 Rice Athletics Center  
 1304 Heyward St., Columbia, SC 29208  
**Office:** (803) 777-7977 • **Cell:** (314) 369-6050  
**Press Row:** (803) 777-6182 • **Fax:** (803) 777-2967  
[www.GamecocksOnline.com](http://www.GamecocksOnline.com)





## LSU LADY TIGERS

2-2 | KNOXVILLE, TENN.

### QUICK FACTS

**Location:** Baton Rouge, La.  
**Arena:** Maravich Center (13,215)  
**Colors:** Purple and Gold  
**Chancellor:** Dr. F. King Alexander  
**Enrollment:** 31,527  
**Director of Athletics:** Joe Alleva  
**Conference:** Southeastern

### COACHING STAFF

**Head Coach (Alma Mater/Year):** Nikki Fargas (Tennessee '94)  
**Record/Years at LSU:** 93-71/5  
**Career Record/Years:** 165-97/8  
**Assistant Coaches:** Tasha Butts (Tennessee '04), Mickie DeMoss (Louisiana Tech '77), Charlene Thomas-Swinson (Auburn '92)

### SEASON OUTLOOK

**2015-16 Record:** 10-21  
**2015-16 Conf. Record/Finish:** 3-13/13th  
**Postseason:** None  
**Starters Back/Lost:** 3/2  
**Letterwinners Back/Lost:** 6/4  
**Newcomers:** 5  
**Series Record:** UT 47-14  
**Last Meeting:** Feb. 21, 2016, LSU 57-56

### 2016-17 SCHEDULE

Nov 6 LeMoyné-Owen  
Nov 11 at Louisiana Tech  
Nov 13 Wake Forest  
Nov 16 Rice  
Nov 20 UConn  
Nov 24 vs. UTEP  
Nov 25 vs. Kansas St.  
Nov 26 vs. NC State  
Dec 4 TCU  
Dec 11 Tulane  
Dec 14 Sam Houston St.  
Dec 18 vs. North Carolina  
Dec 21 Little Rock  
Dec 28 Alabama St.  
Jan 1 at Mississippi St.  
Jan 5 Florida  
Jan 8 at Arkansas  
Jan 12 Missouri  
Jan 15 South Carolina  
Jan 19 at Kentucky  
Jan 22 at Texas A&M  
Jan 29 Arkansas  
**Feb 2 at Tennessee**  
Feb 5 Alabama  
Feb 9 at Ole Miss  
Feb 13 at Vanderbilt  
Feb 16 Texas A&M  
Feb 19 at Georgia  
Feb 23 at Auburn  
Feb 26 Vanderbilt

### MEDIA CONTACT INFO

**Jennifer Rodrigues, Basketball SID**  
jrodrigues@lsu.edu  
LSU Athletics Administration Bldg., Baton Rouge, LA 70803  
**Office:** (225) 578-8204 • **Cell:** (225) 772-5864  
**Press Row:** (225) 578-8226 • **Fax:** (225) 578-1861  
[www.LSUsports.net](http://www.LSUsports.net)

## GEORGIA LADY BULLDOGS

2-5 | ATHENS, GA.

### QUICK FACTS

**Location:** Athens, Ga.  
**Arena:** Stegeman Coliseum (10,523)  
**Colors:** Red and Black  
**President:** Jere W. Morehead  
**Enrollment:** 36,130  
**Director of Athletics:** Greg McGarity  
**Conference:** Southeastern

### COACHING STAFF

**Head Coach (Alma Mater/Year):** Joni Taylor (Alabama '02)  
**Record/Years at UGA:** 21-10/1  
**Career Record/Years:** Same  
**Assistant Coaches:** Karen Lange (Iowa '96), Robert Mosley (Miles '99), Chelsea Newton (Rutgers '05)

### SEASON OUTLOOK

**2015-16 Record:** 21-10  
**2015-16 Conf. Record/Finish:** 9-7/6th  
**Postseason:** NCAA First Round  
**Starters Back/Lost:** 1/4  
**Letterwinners Back/Lost:** 6/7  
**Newcomers:** 5  
**Series Record:** UT 50-15  
**Last Meeting:** Feb. 28, 2016, UT 80-60

### 2016-17 SCHEDULE

Nov. 11 South Carolina State  
Nov. 13 Mercer  
Nov. 16 BYU  
Nov. 20 at Georgia Tech  
Nov. 24 vs. Minnesota  
Nov. 25 TBD  
Nov. 29 Kennesaw State  
Dec. 3 at Oklahoma State  
Dec. 5 Furman  
Dec. 15 at Cincinnati  
Dec. 19 Virginia  
Dec. 22 Samford  
Dec. 28 Western Carolina  
Jan. 1 at Missouri  
Jan. 5 Texas A&M  
Jan. 8 Vanderbilt  
Jan. 12 at South Carolina  
Jan. 15 at Kentucky  
Jan. 22 Florida  
Jan. 26 South Carolina  
Jan. 29 at Ole Miss  
Feb. 2 at Arkansas  
**Feb. 5 Tennessee**  
Feb. 9 Kentucky  
Feb. 12 at Auburn  
Feb. 16 at Mississippi State  
Feb. 19 LSU  
Feb. 23 Alabama  
Feb. 26 at Florida

### MEDIA CONTACT INFO

**Tray Littlefield, Basketball SID**  
trayl@sports.uga.edu  
P.O. Box 1472, Athens, GA 30613  
**Office:** (706) 542-9342 • **Cell:** (205) 504-4566  
**Press Row:** (706) 542-8052 • **Fax:** (706) 542-9339  
[www.georgiadogs.com](http://www.georgiadogs.com)

## MISSOURI TIGERS

2-9 | KNOXVILLE, TENN.

### QUICK FACTS

**Location:** Columbia, Mo.  
**Arena:** Mizzou Arena (15,061)  
**Colors:** Old Gold and Black  
**Interim President:** Mike Middleton  
**Enrollment:** TBD  
**Director of Athletics:** Jim Sterk  
**Conference:** Southeastern

### COACHING STAFF

**Head Coach (Alma Mater/Year):** Robin Pingeton (St. Ambrose '90)  
**Record/Years at MU:** 101-89/6  
**Career Record/Years:** 436-246/21  
**Assistant Coaches:** Jenny Putnam (St. Ambrose '01), Ashleen Bracey (Illinois State '10), RaeShara Brown (Missouri '11)

### SEASON OUTLOOK

**2015-16 Record:** 22-10  
**2015-16 Conf. Record/Finish:** 8-8/T-7th  
**Postseason:** NCAA Second Round  
**Starters Back/Lost:** 5/0  
**Letterwinners Back/Lost:** 8/5  
**Newcomers:** 4  
**Series Record:** UT 7-1  
**Last Meeting:** Jan. 4, 2016, UT 71-55

### 2016-17 SCHEDULE

Nov. 1 Central Missouri  
Nov. 7 Truman State  
Nov. 11 Abilene Christian  
Nov. 22 Indiana State  
Nov. 25 vs. Creighton  
Nov. 26 vs. Dayton/Georgia Tech  
Nov. 29 Western Illinois  
Dec. 2 Missouri State  
Dec. 4 at IUPUI  
Dec. 7 SIUE  
Dec. 9 Wichita State  
Dec. 17 UT Martin  
Dec. 19 UC Riverside  
Dec. 21 at Saint Louis  
Jan. 1 at Georgia  
Jan. 5 Kentucky  
Jan. 8 Alabama  
Jan. 12 at LSU  
Jan. 15 at Vanderbilt  
Jan. 19 Texas A&M  
Jan. 23 at Arkansas  
Jan. 26 Auburn  
Jan. 30 Kentucky  
Feb. 5 at Mississippi State  
**Feb. 9 at Tennessee**  
Feb. 12 Arkansas  
Feb. 16 at Florida  
Feb. 19 South Carolina  
Feb. 23 Mississippi  
Feb. 26 at Alabama

### MEDIA CONTACT INFO

**R.J. Layton, Basketball SID**  
laytonr@missouri.edu  
357 Hearn Center, 600 Stadium Blvd, Columbia, MO 65211  
**Office:** (573) 882-7826 • **Cell:** (765) 491-5348  
**Press Row:** (573) 882-1442 • **Fax:** (573) 882-4720  
[www.MUTigers.com](http://www.MUTigers.com)





**TEXAS A&M  
AGGIES**

**2-12 | KNOXVILLE, TENN.**

**QUICK FACTS**

**Location:** College Station, Texas  
**Arena:** Reed Arena (12,989)  
**Colors:** Maroon and White  
**President:** Michael K. Young  
**Enrollment:** 64,000  
**Director of Athletics:** Scott Woodward  
**Conference:** Southeastern

**COACHING STAFF**

**Head Coach (Alma Mater/Year):** Gary Blair (Texas Tech '72)  
**Record/Years at TAMU:** 309-129/13  
**Career Record/Years:** 717-292/31  
**Associate Head Coach:** Kelly Bond-White (Illinois '98)  
**Assistant Coaches:** Bob Starkey, Amy Wright (Arkansas '02)

**SEASON OUTLOOK**

**2015-16 Record:** 22-10  
**2015-16 Conf. Record/Finish:** 11-5/T-2nd  
**Postseason:** NCAA Second Round  
**Starters Back/Lost:** 2/3  
**Letterwinners Back/Lost:** 6/6  
**Newcomers:** 5  
**Series Record:** UT 7-2  
**Last Meeting:** Mar. 4, 2016, UT 70-60

**2016-17 SCHEDULE**

Nov. 5 Oklahoma City  
 Nov. 13 Central Arkansas  
 Nov. 17 Texas Tech  
 Nov. 20 Stephen F. Austin  
 Nov. 23 at Little Rock  
 Nov. 26 Abilene Christian  
 Nov. 30 USC  
 Dec. 5 at SMU  
 Dec. 8 at TCU  
 Dec. 10 A&M-Corpus Christi  
 Dec. 20 vs. Dayton  
 Dec. 21 vs. Syracuse  
 Dec. 28 Prairie View A&M  
 Jan. 2 Vanderbilt  
 Jan. 5 at Georgia  
 Jan. 8 at Kentucky  
 Jan. 12 Arkansas  
 Jan. 15 at Florida  
 Jan. 19 at Missouri  
 Jan. 22 LSU  
 Jan. 29 at Mississippi State  
 Feb. 2 Florida  
 Feb. 5 Auburn  
 Feb. 9 Alabama  
**Feb. 12 at Tennessee**  
 Feb. 16 at LSU  
 Feb. 19 Mississippi State  
 Feb. 23 South Carolina  
 Feb. 26 at Ole Miss

**MEDIA CONTACT INFO**

**David Waxman, Basketball SID**  
 dwaxman@athletics.tamu.edu  
 P.O. Box 30017, College Station, TX 77845  
**Office:** (979) 862-5423 • **Cell:** (832) 326-2863  
**Press Row:** (979) 862-6944 • **Fax:** (979) 845-6825  
**www.aggiathletics.com**

**ALABAMA  
CRIMSON TIDE**

**2-16 | TUSCALOOSA, ALA.**

**QUICK FACTS**

**Location:** Tuscaloosa, Ala.  
**Arena (Capacity):** Coleman Coliseum (15,383)  
**Colors:** Crimson and White  
**President:** Dr. Stuart Bell  
**Enrollment:** 37,100  
**Director of Athletics:** Bill Battle  
**Conference:** Southeastern

**COACHING STAFF**

**Head Coach (Alma Mater/Year):** Kristy Curry (Northeast Louisiana, '88)  
**Record/Years at UA:** 42-51/3  
**Career Record/Years:** 351-200/17  
**Assistant Coaches:** Kelly Curry (Texas A&M '90), Brooks Williams (Mississippi State '00), Shereka Wright (Purdue '04),

**SEASON OUTLOOK**

**2015-16 Record:** 15-16  
**2015-16 Conf. Record/Finish:** 4-12/12th  
**Postseason:** WNIT Round 1  
**Starters Back/Lost:** 4/1  
**Letterwinners Back/Lost:** 7/6  
**Newcomers:** 6  
**Series Record:** UT 49-3  
**Last Meeting:** Feb. 25, 2016, UA 54-46

**2016-17 SCHEDULE**

Nov. 4 West Alabama  
 Nov. 11 New Orleans  
 Nov. 14 Mississippi Valley State  
 Nov. 17 Lipscomb  
 Nov. 22 Georgia Southern  
 Nov. 27 Alabama A&M  
 Dec. 1 Alcorn State  
 Dec. 4 Kansas  
 Dec. 11 Georgetown  
 Dec. 15 Georgia State  
 Dec. 17 Georgia Tech  
 Dec. 19 vs. McNeese State  
 Dec. 20 vs. UTEP  
 Dec. 28 Florida A&M  
 Jan. 1 at South Carolina  
 Jan. 5 Ole Miss  
 Jan. 8 at Missouri  
 Jan. 12 Kentucky  
 Jan. 15 Arkansas  
 Jan. 19 Mississippi State  
 Jan. 22 at Ole Miss  
 Jan. 26 at Vanderbilt  
 Jan. 29 Auburn  
 Feb. 5 at LSU  
 Feb. 9 at Texas A&M  
 Feb. 12 Florida  
**Feb. 16 Tennessee**  
 Feb. 20 at Auburn  
 Feb. 23 at Georgia  
 Feb. 26 Missouri

**MEDIA CONTACT INFO**

**Jessica Paré, Basketball SID**  
 jpare@ia.ua.edu  
 Box 870391, Tuscaloosa, AL 35487  
**Office:** (205) 348-6084 • **Cell:** (205) 394-5985  
**Press Row:** (205) 394-5985 • **Fax:** (205) 348-8841  
**www.rolltide.com**

**ARKANSAS  
RAZORBACKS**

**2-19 | KNOXVILLE, TENN.**

**QUICK FACTS**

**Location:** Fayetteville, Ark.  
**Arena (Capacity):** Bud Walton Arena (19,200)  
**Colors:** Cardinal and White  
**President:** Dr. Donald R. Bobbitt  
**Enrollment:** 26,754  
**Director of Athletics:** Jeff Long  
**Conference:** Southeastern

**COACHING STAFF**

**Head Coach (Alma Mater/Year):** Jimmy Dykes (Arkansas, '85)  
**Record/Years at UA:** 30-32/2  
**Career Record/Years:** Same  
**Assistant Coaches:** Tari Cummings (Oklahoma St. '03), Tommy Deffebaugh (Drury College '85), Chenel Harris (Kent St. '10)

**SEASON OUTLOOK**

**2015-16 Record:** 12-18  
**2015-16 Conf. Record/Finish:** 7-9/10th  
**Postseason:** None  
**Starters Back/Lost:** 3/2  
**Letterwinners Back/Lost:** 9/3  
**Newcomers:** 5  
**Series Record:** UT 28-3  
**Last Meeting:** Mar. 3, 2016, UT 68-51

**2016-17 SCHEDULE**

Nov. 3 Oklahoma Baptist (Exh.)  
 Nov. 11 Sam Houston State  
 Nov. 13 UL Monroe  
 Nov. 17 South Dakota  
 Nov. 21 Stetson  
 Nov. 25 vs. Memphis  
 Nov. 26 vs. Nevada/Navy  
 Nov. 30 at Tulsa  
 Dec. 3 Texas Tech  
 Dec. 7 Butler  
 Dec. 11 at Missouri State  
 Dec. 18 Northwestern State  
 Dec. 21 Oral Roberts  
 Dec. 28 Houston Baptist  
 Jan. 1 at Ole Miss  
 Jan. 5 Mississippi State  
 Jan. 8 LSU  
 Jan. 12 at Texas A&M  
 Jan. 15 at Alabama  
 Jan. 19 Vanderbilt  
 Jan. 23 Missouri  
 Jan. 29 at LSU  
 Feb. 2 Georgia  
 Feb. 5 South Carolina  
 Feb. 9 at Florida  
 Feb. 12 at Missouri  
 Feb. 16 Kentucky  
**Feb. 19 at Tennessee**  
 Feb. 23 at Vanderbilt  
 Feb. 26 Auburn

**MEDIA CONTACT INFO**

**Jeri Thorpe, Basketball SID**  
 jthorpe@uark.edu  
 131 Barnhill Arena, Fayetteville, AR 72701  
**Office:** (479) 575-5037 • **Cell:** (479) 283-3344  
**Press Row:** (479) 575-7641 • **Fax:** (479) 575-7481  
**www.ArkansasRazorbacks.com**





---

**2016-17**  
**LADY VOL**  
**STAFF**

---





# HOLLY WARLICK

## HEAD COACH

FIFTH YEAR AS HEAD COACH/32ND YEAR ON STAFF  
TENNESSEE '81

### THE WARLICK FILE

**Born:** June 11, 1958

**Education:**

Bearden High School (Knoxville, Tenn.), '76  
B.S., Tennessee, '81  
M.S., Virginia Tech, '83

**Playing Career:**

University of Tennessee (1976-80): three-time All-American, Women's Basketball Hall of Fame inductee, 1980 Olympic Team, first player at UT to have her jersey (#22) retired

As she spends her fifth season at the helm of the Tennessee Lady Volunteers, Holly Warlick already has built a very impressive résumé in her young head coaching career. Her worksheet contains accomplishments few coaches have achieved in their entire careers, much less as first-time head coaches.

Those successes, indeed, confirm that Warlick was the right choice to take the reins at Tennessee and that she and her staff have the chops to run a championship program. A disciple of the late Pat Summitt, Warlick has maintained the core values of her former coach, co-worker and friend while at the same time employing her own personality, style and competitive energy to coach today's players.

### FEW BEGIN THEIR CAREERS WITH THIS KIND OF SUCCESS

- Holly Warlick's 108-34 record (.761) gives her the seventh-highest victory total ever recorded during the first four years on the job by an NCAA Division I women's basketball coach.
- Warlick became the 17th women's basketball coach to win 100 games in her first four seasons at the NCAA Division I level when UT beat Arkansas, 75-57, on Feb. 4, 2016. She's only the sixth since 1992 to do that.
- She joined the legendary Leon Barmore of Louisiana Tech as the only skippers to direct their programs to three NCAA Elite Eight appearances in their first four seasons as head coaches.
- Warlick's career (.761) and SEC (.781, 50-14) winning percentages rank her first among all SEC women's head coaches.
- Her Lady Vols made it to the NCAA Elite Eight in 2013, 2015 and 2016, and may have extended their runs had it not been for some key injuries the past two seasons.
- Tennessee has claimed three SEC trophies in Warlick's first four seasons, winning regular-season crowns in 2013 and 2015 and claiming the tournament title in 2014.
- Warlick has continued the Lady Vols' 100-percent graduation rate for players who have completed their collegiate careers at Tennessee.
- Since becoming head coach, six of her players have been taken in the WNBA Draft. Three, including a first-rounder, were taken in 2015.

Whether as an All-America player from 1976-80, an assistant and associate head coach for 27 seasons from 1985 to 2012, or head coach from 2012 to present, Warlick has thrived during her more than three decades in the spotlight at Rocky Top. She enters her fifth year as head coach and 36th season of overall affiliation with the program hoping to build upon last season's NCAA Elite Eight finish.

Vice Chancellor and Director of Athletics Dave Hart named Warlick head coach of the Lady Vols on April 18, 2012, as women's hoops legend Pat Summitt stepped into the role of head coach emeritus. In a touching and symbolic

gesture the following day at a press conference announcing the changes, Summitt presented her coaching whistle to her long-time aide and former floor general.

Since that day, Warlick has proven that she was up to the monumental task. Despite being picked to finish as low as fifth in the SEC and 20th nationally, her first squad won the 2013 SEC regular season title and made the NCAA Elite Eight, finishing 27-8/14-2 despite injuries that forced players to miss a combined 53 games. Her 2014 edition went 29-6/13-3, winning an SEC Tournament title and making it to the NCAA Sweet 16.

In 2015, her third team reached the 30-win plateau at 30-6/15-1, claiming a share of the regular-season SEC crown and charting the second NCAA Elite Eight appearance in her three seasons. A year ago, UT took a while to find its way, but Warlick's fourth edition (22-14) did just that and posted another Elite Eight showing at season's end.

During Warlick's first four seasons, six Lady Vols have been taken in the WNBA Draft. Bashaara Graves (2nd Rd.) went in 2016; Isabelle Harrison (1st Rd.), Cierra Burdick (2nd Rd.) and Ariel Massengale (3rd Rd.) were chosen in 2015; Meighan Simmons (3rd Rd.) was taken in 2014 and Kamiko Williams (2nd Rd.) was selected in 2013. Simmons was twice named SEC Player of the Year (2013, 2014) during her UT career.

On the international scene, Warlick became a gold medal coach, and two of her players joined her in earning that hardware. Warlick served as an assistant coach, while





Mercedes Russell and Diamond DeShields played on the undefeated (6-0) 2015 USA World University Games Team in South Korea.

From 2012-16, Tennessee also has produced in the classroom, with 13 players earning a total of 26 spots on the SEC Academic Honor Roll. In 2015, Cierra Burdick became Warlick's first CoSIDA Academic All-American, garnering second-team honors and also earned UT Torchbearer, the most prestigious accolade a Tennessee student can receive.

Warlick has been recognized personally for her performance. In 2013, members of the Women's Basketball Coaches Association named her the Spalding Maggie Dixon Division I Rookie Coach of the Year. She was selected by the AP and league coaches as the 2013 SEC Women's Basketball Coach of the Year, and members of the Tennessee Sports Writers Association also chose her as TSWA Women's Basketball Coach of the Year that season.

Warlick and her staff also continue to build for the future on the recruiting trail. They have welcomed seven McDonald's All-Americans in four seasons and feature two of the top three players in the 2013 signing class in Russell and DeShields as well as a top-10 player in Jaime Nared (No. 6, 2014). Te'a Cooper, a 2015 signee, was considered a top 5 player by several rating services.

After Warlick helped shape the direction of Lady Vol basketball as an assistant on Summitt's staff for more than a quarter of a century, the pupil took on greater responsibility and oversaw daily supervision of the basketball office during the 2011-12 season. She also handled a large measure of the media obligations after Summitt's Aug. 23, 2011, announcement regarding the diagnosis of early onset dementia, "Alzheimer's type."

Providing an excellent example of how people rally around each other, the Tennessee staff members pulled together remarkably in the face of that adversity. The end result was a 27-9 overall record, an SEC Tournament Championship and advancement to the NCAA Regional Final.

It's worth noting that Warlick was by Summitt's side, either as a player or an assistant, for 949 of the coach's NCAA-record 1,098 wins and all eight NCAA National Championships. Her value to the program has been evident for some time, as she had held the role of associate head coach since the 2005-06 campaign.

The WBCA also had recognized Warlick's contributions to Tennessee's success through the years, naming Warlick the nation's top assistant coach after she helped lead UT to its seventh national title in 2007. The NCAA Division I women's basketball coaches also recognized Warlick as one of the nation's top assistants in 1998, ranking her prominently in The Women's Basketball Journal poll.

In addition to the NCAA title and coaching honor in 2007, Warlick also teamed up for the first time with former fellow Lady Vol player and assistant Nikki (Caldwell) Fargas, the current head coach at LSU, to pursue her other passion. That pursuit is riding a motorcycle and raising money for the fight against breast cancer.

Warlick and Fargas created the Champions For A Cause Foundation, a long haul motorcycle ride dedicated to raising funds and awareness for a cure for breast cancer. The charitable organization has raised and donated more than \$150,000. Past trips include the inaugural ride from San Francisco to Knoxville as well as trips from the Badlands to Las Vegas and from Knoxville to Key West, Fla., New Orleans, Niagara Falls and, most recently in 2013 and 2014, Panama City, Fla.

On Feb. 10, 2008, Warlick and Fargas presented a \$10,000 check to the late N.C. State Head Coach Kay Yow and the Kay Yow/WBCA Cancer Fund. At Tennessee's "Live Pink, Bleed Orange" game vs. Vanderbilt on Feb. 17, 2013, three checks worth \$15,000 were presented by Champions for a Cause to the UT Breast Health Outreach Program, Kay Yow Cancer Foundation and the Brady James Foundation to help raise money for breast cancer research. Those presentations to organizations have become an annual event, thanks to fundraising efforts and the generosity of many.

Warlick also presented a special pink basketball to her sister, Marion Ferrill, prior to the start of that game in 2013. Ferrill was diagnosed with breast cancer in the fall of 2012 and was pronounced cancer free on Sept. 30 after undergoing surgery shortly after her diagnosis.



With all of her accomplishments in coaching and in her charitable endeavors it might be easy to overlook the fact that Warlick left just as powerful a mark on women's hoops as a player at UT.

It doesn't seem that long ago that the charismatic Knoxville native was flying up and down the court as an All-America Lady Vol point guard.

For more than three decades, Warlick has been considered the finest point guard ever to play for the Lady Vols. In addition to being selected to the CONVERSE/Lady Vol Team of the Decade for the 1980s in January of 1994, five different halls of fame opened their doors to her.

On Feb. 27, 2004, she was inducted into the Tennessee Sports Hall of Fame. In October 2002, she became a member of the University of Tennessee Lady Vol Hall of Fame in the second class of inductees. In June 2001, the Women's Basketball Hall of Fame selected Warlick as one of 10 inductees enshrined into the Hall for the Class of 2001. For the hometown girl, who grew up in the Rocky Hill section of Knoxville and graduated from Bearden High School, it was a dream-come-true.

In the summer of 1994, Warlick gained admission to her first hall of fame. She was honored as one of the City of Knoxville's finest all-time athletes with her inclusion in the Greater Knoxville Sports Hall of Fame.

Including the 2015-16 season, Warlick has invested 35 years in the program, having helped shape UT into a national powerhouse with tenure as both a player and a coach. Warlick's expertise and major contributions to the team as an assistant came from her work with the guards. Simmons, Ariel Massengale, Shekinna Stricklen, Kara Lawson, Angie Bjorklund and Shanna Zolman are just a few of the successful players Warlick helped recruit and coach as an assistant coach.

Warlick's association with the Lady Vols started in 1976 when she joined the program as a scholarship 400-meter track athlete who ended up walking on to the basketball team. Soon, she would become the most prolific player in the history of Tennessee Lady Vol basketball.

Warlick was the first player in Tennessee athletics (men or women) to have her jersey retired (number 22) at the end of her career in 1980. Bearden, her prep alma mater in Knoxville, retired Warlick's high school jersey (also No. 22) prior to a home football game on Oct. 26, 2012.

Known as a play-making wiz during her four years as UT's point guard, Warlick was once tabbed the "best player in the South." As a rookie, Warlick helped lead the Lady Vols to their first Final Four appearance in school history in 1977.

GENERAL

STAFF

PLAYERS

REVIEW

HISTORY

FACILITIES

NCAA

SEC

RECORDS

MEDIA INFO





She had no trouble adjusting her enthusiasm and knowledge of the game into the coaching role.

In 19 of the past 35 years Warlick has been affiliated with UT, she has found herself at the Final Four as a player (1977, 1979, 1980) or as a coach (1986, 1987, 1988, 1989, 1991, 1995, 1996, 1997, 1998, 2000, 2002, 2003, 2004, 2005, 2007 and 2008). Her best Final Four showing as a player was national championship runner-up in her senior season. As a coach, she has helped the Lady Vols grab the brass ring all eight times (1987, 1989, 1991, 1996, 1997, 1998, 2007 and 2008).

A three-time All-American while playing for Summitt from 1976-80, Warlick previously held UT records for most assists in a game (14), most steals in a contest (nine), most assists in a season (225) and most games in a career (142). She continues to hold the Lady Vol single-season steals record with 141 in 1978-79.

Warlick possesses vast international playing experience as well. In addition to being a member of the 1980 U.S. Olympic Team, which did not compete in the Moscow Olympics, Warlick and the 1980 U.S. team won gold at the 1980 FIBA Olympic Qualifying Tournament.

She also captured a gold medal playing for the USA at the 1979 FIBA World Championship, marking the first gold medal for the USA at the FIBA World Championships since 1957 and breaking a streak of five-straight golds by the USSR, a silver medal at the 1979 Pan American Games and gold at the 1979 R. William Jones Cup. Additionally, she served as a player representative on the USA BASKETBALL council and was a member of the USOC Advisory Council for Basketball.

In recognition of being a former Olympian, Warlick earned the distinct honor of running the Olympic torch through Knoxville as it made its way to the 1996 Olympic Games in Atlanta, Ga. Post-collegiately, she was a WPBL All-Star, leading the Nebraska Wranglers to the championship of the Women's Professional Basketball League in 1981.

Prior to joining the Tennessee staff for the 1985-86 season, Warlick gained experience at two other stops on the coaching circuit. She was an assistant coach at Virginia Tech from 1981-83 and an assistant from 1983-85 at Nebraska.

A native of Knoxville, Warlick earned her B.S. in marketing from Tennessee in 1981 and her master's degree in athletic administration from Virginia Tech in 1983. Warlick added "biker" to her vitae in 2001. To commemorate her induction into the Women's Basketball Hall of Fame, a number of Warlick's friends got together and presented her with a Harley-Davidson "Sportster" motorcycle. Just six years later, Warlick already was using her love of the bike towards a greater cause, establishing the Champions For A Cause Foundation with Fargas.



## WARLICK YEAR-BY-YEAR

SCHOOL	YEARS	RECORD
<b>at Tennessee</b> ( <i>player</i> )	1976-77	28-5
	1977-78	27-4
	1978-79	30-9
	1979-80	33-5
<b>Totals</b>	<b>4 years</b>	<b>118-23</b>
<b>at Virginia Tech</b> ( <i>assistant</i> )	1981-82	16-12
	1982-83	13-12
<b>Totals</b>	<b>2 years</b>	<b>29-24</b>
<b>at Nebraska</b> ( <i>assistant</i> )	1983-84	16-12
	1984-85	10-18
<b>Totals</b>	<b>2 years</b>	<b>26-30</b>
<b>at Tennessee</b> ( <i>assistant</i> )	1985-86	24-10
	1986-87	28-6
	1987-88	31-3
	1988-89	35-2
	1989-90	27-6
	1990-91	30-5
	1991-92	28-3
	1992-93	29-3
	1993-94	31-2
	1994-95	34-3
	1995-96	32-4
	1996-97	29-10
	1997-98	39-0
	1998-99	31-3
	1999-00	33-4
	2000-01	31-3
	2001-02	29-5
<i>(associate head)</i>	2002-03	33-5
	2003-04	31-4
	2004-05	30-5
	2005-06	31-5
	2006-07	34-3
	2007-08	36-2
	2008-09	22-11
<i>(head coach)</i>	2009-10	32-3
	2010-11	34-3
	2011-12	27-9
	2012-13	27-8
	2013-14	29-6
	2014-15	30-6
	2015-16	22-14
<b>Totals</b>	<b>31 years</b>	<b>939-156</b>

**As Head Coach At UT:** 108-34 (.761) - 4 years

**As Asst./Assoc. HC At UT:** 831-122 (.872) - 27 years

**As Coach At UT:** 939-156 (.858) - 31 years

**As Player At UT:** 118-23 (.837) - 4 years

**Overall At UT:** 1,057-179 (.855) - 35 years

**As Assistant Elsewhere:** 55-54 (.505) - 4 years

**Overall As A Coach:** 994-210 (.826) - 35 years

**Combined As Player/Coach:** 1,112-233 (.827) - 39 years





# DEAN LOCKWOOD

## ASSISTANT COACH

13TH YEAR ON STAFF/18TH YEAR AT TENNESSEE  
SPRING ARBOR (MICH.) '82

Dean Lockwood is in his 13th year on the Lady Vol staff and in his 18th year of service to the University of Tennessee. He has worked alongside UT Head Coach Holly Warlick since July 2, 2004, when he became just the ninth assistant coach ever to serve under Pat Summitt at UT.

Since his return to Rocky Top, the Lady Vols have compiled a record of 354-75, captured seven SEC Tournament crowns and five SEC regular season championships, appeared in three NCAA Final Fours and won back-to-back national championships (2007 & 2008).

Five of Lockwood's pupils at Tennessee have developed into first-round picks in the WNBA Draft, including 2016 WNBA Finals MVP, 2013 WNBA MVP and WNBA All-Star Game MVP Candace Parker, the No. 1 overall selection in 2008 by Los Angeles. Parker honed her craft under Lockwood's tutelage and remains one of the most well-known women's players of all-time.

Isabelle Harrison followed in Parker's footsteps in 2015, also going in the first round of the WNBA Draft. The dynamic 6-foot-3 post player was taken with the 12th pick by Phoenix, even though she was out for the season with a knee injury sustained during her senior season.

The other three first-rounders are WNBA All-Star Glory Johnson (No. 4, Tulsa, 2012), Kelley Cain (No. 7, New York, 2012) and Tye'sha Fluker (No. 10, Charlotte, 2006). Five others were drafted, including Shyra Ely (No. 14, 2nd Rd., San Antonio, 2005), Sidney Spencer (No. 25, 2nd Rd., Los Angeles, 2007), 2008 WNBA All-Rookie Team member Nicky Anosike (No.16, 2nd Rd., Los Angeles, 2008), Vicki Baugh (No. 25, 3rd Rd., Tulsa, 2012) and Bashaara Graves (No. 22, 2nd Rd., Minnesota, 2016). Nia Moore, meanwhile, signed a pro contract to play in Poland in 2016.

Graves, Lockwood's most recent WNBA pick, is one of only five Lady Vols to reach 1,500 points and 1,000 rebounds in her career, finishing third with 1,044 boards and 19th with 1,509 points. She was fifth in career games started (128) and ninth in career double-doubles (29).

In 2016-17, Lockwood welcomes back returning starter 6-foot-6 Mercedes Russell, who averaged 9.9 points and 8.3 rebounds in her redshirt sophomore season after missing the previous campaign due to corrective surgery on both feet. She posted nine double-doubles in 2015-16, marking the third-highest total ever by a UT sophomore.

Lockwood also returns 6-2 Kortney Dunbar and welcomes 6-3 newcomers Cheridene Green, Schaquilla Nunn and Kamera Harris to the mix.

Prior to joining the Lady Vol staff, Lockwood held the position of men's head coach at Saginaw Valley State University (Michigan) from 1998-2004. The Bay City, Mich., native returned to the Great Lakes Intercollegiate Athletic Conference after serving a year as assistant coach at Central Michigan University.

Prior to his CMU stint, Lockwood held the men's head coaching position at Northwood University (Michigan) from 1991-97. While there, he led the team to its first back-to-back winning seasons in 15 years. After posting an 18-9 record and a second-place finish in the Great Lakes Intercollegiate Athletic Conference North Division during the 1996-97 campaign, Lockwood was honored as the GLIAC Coach of the Year. In 1991-92, Lockwood directed the Northwood program in its transition from NAIA to NCAA Division II.

Additionally, in his capacity as a head coach at two different small-budget GLIAC programs from 1991-2004, he not only was successful in guiding both institutions into postseason play (one of only a handful of coaches to guide two schools in the GLIAC to postseason play), but he maintained a graduation rate of 80 percent during his tenure at

### THE LOCKWOOD FILE

**Born:** Oct. 30, 1959

**Education:**

All Saints Central High School (Bay City, Mich.)  
B.S., Spring Arbor (Mich.), '82  
M.S., Central Michigan '89

**Playing Career:**

Spring Arbor (1978-82): Four-year letter-winner, three-year starter at point guard, two-year team captain, offered pro contract to play in English Basketball Association

both Saginaw Valley State and Northwood University.

From 1986-1991, Lockwood served as an assistant for the University of Tennessee men's basketball team under head coach Don DeVoe and later Wade Houston. During his tenure as an assistant, Volunteer teams went 77-75, posting three consecutive winning seasons, made a pair of National Invitational Tournament trips and had an NCAA Tournament bid in 1989 after an 18-9 regular season. In addition to his assistant coaching duties at Tennessee, Lockwood also served as a special assistant to the director of alumni programs from 1989-91.

In his role as an assistant coach in the men's game, Lockwood was heavily involved in player development through the years. He has coached seven NBA draft picks as well as one other player who saw action in the NBA.

Lockwood's first full-time coaching position was as men's assistant coach at the U.S. Military Academy at West Point from 1983-86. In 1984-85, he helped Army to its best record and only winning season since 1978. Lockwood cut his teeth in the coaching profession as a men's graduate assistant at Central Michigan in 1982-83.

In addition to his head and assistant coaching duties, Lockwood conducted coaching and playing clinics in Great Britain for eight years and was a consultant and clinician for the Welsh Basketball Association. He has also done coaching clinics in Poland. He has served as the summer camp director at Saginaw Valley State, Northwood and West Point, as well. For 12 summers Lockwood directed very successful shooting and offensive moves camps in Michigan. In previous summers, Lockwood has also spent time observing at Pete Newell's Big Man Camp and the NBA pre-draft camp in Chicago, Ill.

As a collegiate player, Lockwood was a four-year letterwinner at Spring Arbor College (Mich.), a three year starter at point guard, and a captain for two seasons. He helped lead the squad to a single-season school record in wins and was offered a contract to play professional basketball in the English Basketball Association.

Lockwood earned a bachelor's degree in secondary education from Spring Arbor in 1982, majoring in English and secondary education. He earned a master's degree in counseling and personal and student development from Central Michigan University in 1989.

On Oct. 19, 2008, Lockwood was inducted into the Bay County (Mich.) Sports Hall of Fame for his career accomplishments. He also was inducted into the Spring Arbor (Mich.) University Athletic Hall of Fame on Oct. 8, 2010.

Active in the Fellowship of Christian Athletes for many years, Lockwood has been a guest speaker at numerous coaching clinics, FCA functions and community events. As a lifelong runner, Lockwood has participated in numerous 5K, 10K and 20K races around the country. Additionally, he enjoys reading and traveling in his spare time.

GENERAL

STAFF

PLAYERS

REVIEW

HISTORY

FACILITIES

NCAA

SEC

RECORDS

MEDIA INFO







# JOLETTE LAW

## ASSISTANT COACH

FIFTH YEAR ON STAFF  
IOWA '90

Jollette Law is in her fifth season as an assistant coach at the University of Tennessee. Formerly the head coach at the University of Illinois from 2007-12, Law joined the Lady Vol family on May 2, 2012.

Law, who works with UT's guards, has helped the Lady Vols forge a 108-34 overall record and 50-14 SEC slate over the past four seasons. During that time, the Lady Vols have won three SEC championships (two regular season, one tourney) and made four NCAA Tournament appearances, including three Elite Eight finishes.

Among Law's pupils at Tennessee have been three guards who were taken in the WNBA Draft. Two-time SEC Player of the Year and 2,000-point scorer Meighan Simmons was a third-round pick in 2014, four-year starter Ariel Massengale was taken in the second round in 2015 and Kamiko Williams was a second-round choice in 2013. Massengale, one of only three players in school history to record 1,000 points and 500 assists, was a gold medalist for USA Basketball during the summer of 2013 with the World University Games.

On the recruiting front, Law helped Tennessee reel in the No. 3 signing class in the country in 2013, including a pair of McDonald's High School All-Americans (Jordan Reynolds, Mercedes Russell) and the nation's No. 1 player in Russell. In 2014, Tennessee added the No. 6 class in the nation, anchored by McDonald's All-Americans Jaime Nared and Alexa Middleton. The haul of top-ranked players continued in 2015, as prep senior Cooper was rated as high as No. 1 by some high school scouting services.

Long regarded as one of the top assistant coaches in the country, Law was named the seventh head women's basketball coach at the University of Illinois on May 11, 2007. During her tenure in Champaign, she led the Illini to a pair of postseason appearances while turning heads on the recruiting trail.

Law went to Illinois following 12 years on C. Vivian Stringer's staff at Rutgers, including her last four as associate head coach. Known as a dynamic recruiter during her time with the Scarlet Knights, Law wasted no time establishing herself as a top recruiter at Illinois.

In November of 2008, she inked the No. 3 recruiting class in the country and the top-rated signing class in Illinois school history. Law followed up the historic 2009 signing class by inking two more top-100 recruits in 2010 and one more in 2011.

On the court, Law led Illinois to 69 wins in five seasons, including two trips to the postseason WNIT. During her first season with the Illini in 2007-08, she guided the Illini to 20 victories, marking Illinois' first 20-win season since 1999-2000. The Orange and Blue made a historic run in the 2008 Big Ten Tournament, advancing to the championship game but falling just short of an NCAA Tournament bid in losing to Purdue on a buzzer-beater. The Illini earned a 2008 WNIT bid and advanced to the third round.

In 2008-09, Law had a young Illini squad playing its best basketball at the end of the season, as the team finished 6-5 in the final 11 games. That momentum carried over into 2009-10, when the Illini started 7-1 out of the gates and finished the season with 19 wins and a trip to the WNIT quarterfinals. The team finished strong down the stretch in both 2010-11 and 2011-12.

During Law's fourth season at the helm of the program, the Illini reached the Big Ten Tournament semifinals once again and downed No. 7-seed Wisconsin and No. 3-seed Michigan. Illinois followed up with five wins in the final half of the 2011-12 conference slate, including a victory over No. 10 Ohio State, 66-65, at Assembly Hall.

In addition to the team's progress, Law helped develop Jenna Smith into one of the premier post players in the

### THE LAW FILE

**Born:** Dec. 7, 1967

**Education:**

Wilson High School (Florence, S.C.)  
B.S., Iowa, '90

**Playing Career:**

Iowa (1987-90): Kodak District V All-American, two-time All-Big Ten (1989, 1990), led UI to four Big Ten Championships, Member of Iowa Hall of Fame, Member of the Harlem Globetrotters (1991-94)

country. A 2010 Illinois graduate, Smith became the highest WNBA draft pick in school history when she was taken with the 14th overall pick by the Washington Mystics in the 2010 WNBA Draft. Smith left Illinois as the program's all-time leading scorer, rebounder and shot blocker, thanks in large part to Law's tutelage.

Before arriving at Illinois, Law made a name for herself as a driving force behind Rutgers' rise to the top of women's college basketball. During her tenure, the Scarlet Knights saw remarkable success, including two Final Fours, three Elite Eights and three Sweet Sixteen appearances, among them the 2007 national championship game in Cleveland versus the Lady Vols.

Rutgers compiled a record of 257-125 (.673) during Law's tenure in New Brunswick, N.J., winning BIG EAST regular season titles in both 2005 and 2006 and the BIG EAST Tournament title in 2007. The Scarlet Knights featured 22 All-BIG EAST honorees, three BIG EAST Defensive Players of the Year and three BIG EAST Rookies of the Year. They also produced seven All-America selections and had eight players drafted in the WNBA during that span.

Law was a three-time prep All-American at Wilson High School before graduating from the University of Iowa in 1990 with a degree in sports studies/corporate fitness. As the Hawkeyes' floor general, she helped Stringer lead the Hawkeyes to four consecutive Big Ten titles and a record of 105-18 from 1987-90. A Kodak District V All-American in 1990, she was a four-year letterwinner at Iowa and a two-time first-team All-Big Ten Conference selection (1989 and 1990).

Following her collegiate career, Law joined the Harlem Globetrotters from 1990-94 as the only female team member at the time, completing three worldwide tours with the team. As an ambassador of goodwill with the Globetrotters, she coordinated several basketball seminars and clinics in addition to her on-court performances. During her stint with basketball's greatest team, her picture was featured on Wheaties cereal boxes with her Globetrotter teammates, and she also appeared in M.C. Hammer's video for the song "Too Legit To Quit."

After her playing career came to a close, Law spent one season coaching at Ball State (1994-95) before joining Stringer at Rutgers.

Law has utilized her skills and talents to create opportunities to participate in various national projects, including the "Great American Workout" with former president George H.W. Bush, the 1992 Macy's Thanksgiving Day Parade and Project D.A.R.E. in St. Petersburg, Fla.

Law has made a big impact on her hometown of Florence, S.C. Jollette Law Day was celebrated on Dec. 22, 1990, when she was presented the key to the city. Then in September of 2008, Law was honored as the Florence School District One Distinguished Graduate.





# SHARRONA REAVES

## ASSISTANT COACH/RECRUITING COORDINATOR

FIRST YEAR ON STAFF  
ALABAMA '95

Sharrona Reaves joined the Lady Vol basketball staff on April 19, 2016, when Holly Warlick hired her as an assistant coach and recruiting coordinator.

Reaves, a native of Murfreesboro, Tenn., spent the past three seasons at West Virginia University, serving as an assistant coach and as head coach Mike Carey's recruiting coordinator. While there she had the opportunity to direct and mentor players at every position on the floor.

During Reaves' recent stint in Morgantown, the Mountaineers forged a 78-30 record, including a No. 2 NCAA seed; a Big 12 regular season title and 30-5 record in 2013-14; a WNIT runner-up finish in 2014-15 and an NCAA second round outcome in 2015-16 as a No. 6 seed.

One of Reaves' pupils, Bria Holmes, became the program's highest-ranked WNBA Draft pick in 2016, going in the first round with the 11th pick to the Atlanta Dream. Another WVU player, Asya Bussie, was the No. 15 pick of the Minnesota Lynx in 2014.

With Reaves directing the recruiting efforts, WVU signed the 2016 WBCA Junior/Community College Player of the Year. Her abilities in that area enabled the Mountaineers to land strong recruiting classes in not only her most recent stint with the team but also in a previous stop at the school.

Reaves returned to the WVU staff in May 2013 after serving as assistant coach and recruiting coordinator under Carey from 2003-06. In her previous three seasons with the Mountaineer program, Reaves helped recruit two top-20 recruiting classes, including the signing of Mountaineer standout Olayinka Sanni, who went on to win a



### THE REAVES FILE

**Born:** Oct. 1, 1971

**Education:**

Oakland High School (Murfreesboro, Tenn)  
B.A., Alabama, '95

**Playing Career:**

Alabama (1992-94): helped Crimson Tide to a pair of NCAA tournament appearances, including Sweet 16 in 1992-93 and Final Four in 1993-94, was team captain as a senior

WNBA title with the Detroit Shock. She helped WVU to the Big East Conference Tournament finals in 2006, assisted in the WNIT finals in 2005 and was part of back-to-back 20-win seasons in 2004 and 2005. In addition to 21 wins in 2004, the Mountaineers advanced to the NCAA tournament for the first time since the 1992 season.

After leaving Morgantown in 2006, Reaves became the head coach at NCAA Division II's Long Island University C.W. Post. Under her guidance, Post had two consecutive winning seasons in 2006-07 and 2007-08, giving the Pioneers their first back-to-back winning seasons in 14 years. In her first season at C.W. Post, Reaves led her team to the East Coast Conference Championship game, losing by one point to defending conference champion New Haven. In 2008, she led the squad to a third-place finish in the East Coast Conference.

From 2008-10, Reaves was assistant coach and recruiting coordinator on the Mississippi State women's basketball staff, helping guide the 2009 Lady Bulldogs to the NCAA Second Round and the 2010 squad to their first NCAA Sweet 16 appearance.

Following her time with Mississippi State, Reaves left coaching to serve a short stint as the Compliance Coordinator at Alabama State University. Reaves returned to the coaching ranks soon after, as she took the head coaching position at the College of Central Florida for the 2012-13 season before returning to WVU the following season.

Reaves began her coaching journey in 1995, serving three seasons at Troy University as assistant coach and recruiting coordinator. In her second season with the program, Reaves helped the Trojans claim the 1997 Mid Continent Conference Championship, which was the first in school history. In that same season, the Trojans posted a 23-7 record and advanced to the NCAA tournament for the first time in school history. She then served as an assistant coach and recruiter at California-Berkeley in 1998.

After her high school days at Murfreesboro Oakland, Reaves (the former Sharrona Alexander) was a forward at Alabama and helped guide the Crimson Tide to a pair of NCAA tournament appearances, including the Sweet 16 in 1992-93 and the Final Four in 1993-94. She was a team captain as a senior.

Reaves graduated from Okaloosa-Walton Community College in Niceville, Florida, with an associate's degree in English in 1992, prior to earning a bachelor's of communication degree in 1995 from Alabama. Reaves has two children, Kenden and Kimora.

GENERAL

STAFF

PLAYERS

REVIEW

HISTORY

FACILITIES

NCAA

SEC

RECORDS

MEDIA INFO







# MICHAEL BEAUMONT

## DIRECTOR OF OPERATIONS

FIFTH YEAR ON STAFF  
CENTRAL ARKANSAS '00

In assembling her staff, Tennessee head women's basketball coach Holly Warlick's third hire was Director of Basketball Operations Michael Beaumont. He now is in year five in that capacity.

Previously, Beaumont was on the staff at Ole Miss as the Assistant Athletics Director for Football Operations from January 2008-12 working for (then) head football coach Houston Nutt.

A graduate of the University of Central Arkansas (2000, B.S.E in Health Education) and Arkansas State (1994, B.S. in Kinesiology & Exercise Science), Beaumont worked as an academic counselor for the University of Arkansas men's athletics department (2006-08), working primarily with football, before joining the Rebels.

It was during his time in the high school ranks that Nutt took notice of his abilities and invited Beaumont to join his staff at the University of Arkansas in 2006.

In 2008, Beaumont remained with Nutt's staff in a move that brought him new duties at the University of Mississippi. At Ole Miss, Beaumont was the personal assistant to the head coach and the head administrator for all matters that related to the staff, the student athletes and the program. Beaumont also served as one of the main contacts and liaison with all institutional departments, external agencies and the public relations for the football program. While at Ole Miss, the Rebels played in the Cotton Bowl in 2008 and 2009. During his time in Oxford, Beaumont had the opportunity to be a part of team that included now NFL greats Mike Wallace, Dexter McCluster and Michael Oher.

At Arkansas, he served as the academic counselor for the football team. Beaumont also served as the liaison between the faculty and the athletic department. He assisted in the management of tutors, mentors and learning specialist for his student-athletes with zero academic casualties.

Additionally, he worked with camps and on-campus/official visits during recruiting. At Arkansas, Beaumont, had the opportunity to be a part of a team that enjoyed an SEC West Championship in 2006 and back to back January 1 bowls in 2006 and 2007. His student athletes included current NFL stars Darren McFadden, Felix Jones and Peyton Hillis.

Prior to his stint in Fayetteville, Beaumont was a football and baseball coach at Lincoln (Ark.) High School and also served as assistant athletic director in addition to teaching from 2001-06. As the head baseball coach, he led his team to the 1-AAA conference championship in 2004 and was voted by his peers as the 2004 Conference Coach of the Year. The defensive coordinator on the high school football staff, he was the head coach of the junior high squad and guided Lincoln to the 2005 conference title championship on the football field.

Beaumont served as the video coordinator at UCA in Conway during the 1999 football season while completing his degree in health education. He then moved to Mountain View (Ark.) High School to work as the defensive and offensive line coach for the 2000 and 2001 seasons.

Married to the former Susan Patton, Beaumont and his wife have two daughters - Monica and Rachel.



# JANET MCGEE

## ASSISTANT TO THE HEAD COACH

FIFTH YEAR ON STAFF  
TENNESSEE TECH '81

Janet McGee, a long-time administrator, teacher and coach from Lenoir City High School, joined the Tennessee women's basketball staff as assistant to the head coach on Aug. 2, 2012. She is in her fifth season with the Lady Vols.

McGee had worked at LCHS since 1983 and was serving as assistant principal for freshmen as well as the school's athletic director prior to joining Holly Warlick's staff. During her 31-year tenure there, she also taught science, wellness, physical education and driver's education and coached basketball, softball and golf.

A 1981 graduate of Tennessee Technological University with a bachelor of science degree in secondary education, McGee added a master's in administration and supervision in 1993 and a specialist in education certificate in educational administration and supervision in 1995. She was a four-year member of the Tennessee Tech basketball team from 1977-82.

McGee's primary duties include handling day-to-day operations in the office, assisting in on-campus recruiting activities and serving as a liaison for academics and community service.





# HEATHER ERVIN

## DIRECTOR OF RECRUITING OPS./PLAYER PERSONNEL

FIRST YEAR ON STAFF/15TH YEAR AT TENNESSEE  
TROY '97

Heather Ervin has made a return to collegiate athletics after serving as the program administrator at the University of Tennessee Center for Information and Communication Studies in the College of Communication from March 2015 to July 2016.

Prior to that, Ervin worked in athletic administration at UT for 13 years, from 2001-14. She was promoted in 2009 to assistant director of football operations, as the only female in the Southeastern Conference to hold that position. Ervin has a wealth of knowledge in the sports industry not only as a former student-athlete but as a coach and administrator as well.

Ervin's primary responsibilities with Lady Vol basketball will include assisting with all aspects of day-to-day recruiting operations, including overseeing and maintenance of the recruiting database, updating the recruiting boards and assisting with official and unofficial visits. In addition, Ervin will be responsible for managing pre- and post-signing paperwork as well as organizing prospect evaluations and managing the coaches recruiting travel.

Ervin's responsibilities in her previous role in athletics were to manage the head football coach's daily schedule while also providing administrative support to the director of football operations and the senior associate athletics director for football administration. Ervin also

was responsible for arranging summer employment opportunities for student-athletes and working closely with the Thornton Center in monitoring student-athletes' class attendance.

In addition, she served as chief liaison for all player family event functions as well as managing a website designed for players' families. Ervin also was substantially involved with official and unofficial on-campus recruiting visits.

The Sweetwater, Tennessee, native holds both a bachelor's degree in health and human services and a master's degree in foundations of education with an emphasis in sports management from Troy University, where she played basketball and later served as a graduate assistant basketball coach for two years.

Prior to that, she played two seasons at Hiwassee College in nearby Madisonville, Tennessee. While there, Ervin helped the Tigers to a combined 57-10 record and two trips to the NJCAA national tournament.

During her playing days at Sweetwater High School, the former Heather Lenoir was a multi-sport athlete in basketball, softball and track and field. She set 12 track records and still owns nine of those today.

Ervin and her husband, Harry, reside in nearby Maryville with their daughters Jasmine (14) and Jada (10), and nephew Jordan (18).



# JOSH BOUCHER

## VIDEO COORDINATOR

FIFTH YEAR ON STAFF/THIRD AS VIDEO COORDINATOR  
TENNESSEE '13

Josh Boucher is in his third year as the team's video coordinator and fifth year overall with the Tennessee women's basketball program.

During his first two years on the Lady Vol staff, he served as a manager in 2012-13 and as a graduate manager in 2013-14. He then became a graduate assistant briefly in 2014-15 before assuming video duties prior to the season following the departure of Josh Baney.

A 2008 alumnus of Trinity Christian Academy in

Jackson, Tenn., Boucher is a 2013 graduate of UT with a double major in drawing and art education. He also completed work on a master's degree in sport management from Rocky Top in August 2015.

During his time with the program, Boucher has assisted with travel logistics, game and practice video, scouting reports and recruiting materials, using his degree in the creation of graphics for use via social media and signage.







# LEE TAYLOR

## ASSOC. STRENGTH & CONDITIONING COACH

FOURTH YEAR ON STAFF/SIXTH YEAR AT TENNESSEE  
MISSOURI VALLEY '08

Lee Taylor is in his fourth season as the strength and conditioning coach for the Lady Vol basketball program and is in his sixth year of working with the University of Tennessee.

Taylor was hired on Aug. 5, 2013, as associate strength and conditioning coach and is in charge of helping Holly Warlick's women's hoops team and Judy Pavon's Vol golf squad get stronger and fit for competition.

Taylor possesses a B.A. in exercise science and athletic training that he earned in 2008 from Missouri Valley College and is a Certified Strength and Conditioning Specialist (C.S.C.S.) and a United States Weightlifting Sports Performance Coach (USAW).

As a performance coach for Performance Training Incorporated from 2008-09 and from January 2013 to July 2013, Taylor designed strength and conditioning protocols for basketball, baseball, football, rugby, swimming, tennis and wrestling athletes. He also worked as a speed, agility and quickness (SAQ) trainer for athletes of all ages and taught basketball-specific techniques at the UT Elite Basketball Camp.

He also has a highly-respected reputation from his prior experience under multiple head coaches with the UT strength and conditioning department.

Taylor came to Knoxville in July of 2008 and served until December of 2008 as an intern at UT. He went back to his alma mater to serve as director of strength and conditioning from August 2009 to August 2010 before returning to Knoxville. He served another internship from August 2010 to December 2010 and was hired as assistant strength and conditioning coach in January of 2011.

Following a stint as director of strength and conditioning at the University of Incarnate Word (April 2011-Jan. 2012), Taylor moved on to Eastern Illinois as interim director (Feb. 2012-May 2012), where his duties included working with the men's and women's basketball teams on their in-season strength programs.

Taylor returned to Knoxville in July 2012 as assistant strength and conditioning coach, where he served until Jan. 3, 2013. He assisted with the design and implementation of the in-season and off-season programs for football and aided with winter workouts for the baseball, track & field, rowing and dance teams.



# ASHLEY WILSON

## ASSOC. DIRECTOR OF SPORTS MEDICINE

FOURTH YEAR AT TENNESSEE  
LSU '06

Ashley Wilson, MHR, ATC, is in her fourth season as associate director of sports medicine at Tennessee. She is responsible for providing care for the Lady Vol basketball team and supervising athletic training efforts for volleyball and softball.

Wilson joined the UT staff from Ole Miss, where she had served as the athletic trainer for the women's hoops team since May 2011.

Before arriving in Oxford, Wilson spent three seasons (2008-2011) at Lamar University, where she also worked with the women's basketball program.

Prior to joining the staff at Lamar, Wilson spent two years at the University of Oklahoma as a graduate assistant working with the Sooners' nationally-ranked women's volleyball team. She was awarded her master's degree in human relations from OU in May 2008.

From 2002 to 2006, Wilson served as an athletic training student at LSU. She worked with the football, women's basketball and women's tennis programs during her four years. Wilson also worked on the athletic training staff for the 2004 NCAA Women's Basketball Tournament First and Second Rounds, hosted by LSU.

Wilson received a Bachelor of Science degree in kinesiology with a concentration in athletic training from LSU in May 2006. A native of New Orleans, she is a board certified athletic trainer by the National Athletic Trainers' Association and has certification in CPR/AED and first aid.

The former Ashley Bonck married Dwight Wilson in June of 2009. They have a son (Cannon), a daughter (Celia) and three dogs (Beaux, Colston and Hartley).





# JASMINE JONES

## GRADUATE ASSISTANT

FOURTH YEAR AT TENNESSEE/THIRD YEAR AS G.A.  
TENNESSEE '13

Graduate assistant Jasmine Jones rejoined the Tennessee staff in January 2015 after previously working with the program as a manager during Holly Warlick's first campaign in 2012-13.

During her first stint with the Lady Vols, Jones assisted with practice and game day set-up, equipment oversight and logistics for team travel. She now focuses her energy on administrative duties, recruiting details and operations.

A 2013 UT graduate with a degree in sport management, Jones interned with the Women's Basketball Coaches Association from Dec. 2013 to April 2014. Among her duties was assisting with the planning and organization for the 2014 WBCA Convention, held in Nashville in conjunction with the NCAA Women's Final Four.

A native of Richmond, Ky., Jones is pursuing a master's degree in human resource management in UT's Haslam College of Business with graduation anticipated in Dec. 2016.



# BRIAN RUSSELL

## ASSOC. DIRECTOR - THORNTON CENTER

14TH YEAR AT TENNESSEE  
NOTRE DAME '03

A native of Lakeville, Indiana, Dr. Russell has been with the University since 2003 and with the Thornton Center since February of 2011.

At the Thornton Center, he serves as the Director of Student-Athlete Academic Support Services which includes oversight of academic counseling and day-to-day academic services for all Tennessee student-athletes. Additionally, Dr. Russell is responsible for providing leadership and development to the Associate and Assistant Directors, Academic Counselors and Graduate Assistants within the Thornton Center. He currently serves as the academic counselor for the men's and women's basketball programs.

Previously as Associate, Dr. Russell led the football division which included oversight of football counselors, graduate assistants and academic support and development of football student-athletes. As Assistant Director, he had oversight of the Programs and Services area including the Thornton Center's tutorial assistance program, the Maximizing Academic Potential (MAP) program for

student-athletes with learning, psychological, and physical disabilities, the Achieving Classroom Excellence (ACE) program for at-risk student-athletes, the math and writing labs, programming for high achievers, and the PREGAME summer bridge program for new student-athletes.

At Tennessee, he worked as an Academic Advisor with the College of Education, Health and Human Sciences and as an Assistant Director of Arts and Sciences Advising Services. Dr. Russell holds a bachelor's degree in Sociology from the University of Notre Dame, a master's degree in College Student Personnel and a Doctor of Philosophy degree in Socio-Cultural Studies in Sport from the University of Tennessee. His dissertation involved research into the academic and athletic adjustment to college of first-year student-athletes. He is a member of the National Association of Academic Advisors for Athletics (N4A) and holds leadership positions within the National Academic Advising Association (NACADA) including serving as Immediate Past Chair of the NCAA Advisory Board.

### ■ BASKETBALL SUPPORT STAFF



**SUZY SUTTON**  
SECRETARY TO THE  
HEAD COACH



**CALEB CURRIER**  
MANAGER



**WYATT HOPPER**  
MANAGER



**ANNAYA MOORE**  
MANAGER



**SARAH WILKINSON**  
MANAGER







# DONNA THOMAS

## SENIOR ASSOCIATE ATHLETICS DIRECTOR

26TH YEAR AT TENNESSEE  
TENNESSEE '82

Senior Associate Athletics Director Donna Thomas is in her 26th year of working in the University of Tennessee Athletics Department. She serves as UT's Senior Woman Administrator and is responsible of oversight of the women's basketball and men's and women's track & field/cross country programs.

In addition to her sport administration responsibilities, Thomas' duties include department policy and procedure; SEC & NCAA Championship administration; oversight of the Tennessee Athletics Hall of Fame and serving as Vice-Chair of the Athletics Board. She is also a member of two SEC working groups, one for Fan Experience and the other for SEC Championships.

Thomas spent the 2011-12 school year as the interim director of the Thornton Athletics Student Life Center. In that role, Thomas restructured and reorganized the Thornton Center staff, added new programming and services for the student-athletes, and began updating the facility. She spent a great deal of time speaking to groups across campus to learn more about academic programs while sharing insight on the requirements for students who represent Tennessee in twenty sports.

While at UT, Thomas has been responsible for numerous aspects of the former women's athletics department, some of which included oversight of facility construction and renovation, management of the Lady Vols' portion of the UT apparel contract, development and implementation of department policies and procedures, and oversight of the scheduling of competition for all sports. She also was the department liaison to the campus, serving as a member of multiple campus committees.

In July of 2011, Thomas completed a two-year term as co-chair of UT Knoxville's Council on Diversity and Interculturalism. Additionally, she has served as a member of the search committee for the Assistant Dean and Director of Undergraduate Admissions, a member of the campus's Task Force on Civility and Community and was an integral member of the committee for the Celebration of African American Achievement. Most recently, Thomas has served as a member of the search committee for the Chancellor of the Knoxville campus.

At the request of UT Knoxville Chancellor Jimmy G. Cheek, Thomas served as a member of the campus's Task Force on Civility and Community and was an integral member of the committee for the Celebration of African American Achievement.

Off campus, Thomas has served as the chair of the NCAA Division I Track and Field Committee and directed multiple championship events for the SEC and the NCAA and serves as the university's senior woman administrator with the SEC.

Thomas first joined the UT staff as the undergraduate head manager of the Lady Volunteer basketball team from 1978 to 1982, while working toward her bachelor's degree in secondary physical education. She then returned to UT in 1990 as a graduate assistant in athletic administration and earned her master's degree in recreation and athletic administration. During her time away from UT, Thomas served as the director of recreation ministries for Christ United Methodist Church in Memphis from 1982 to 1990. At CUMC, she managed the athletic and activity program of the 5,000-member church; her responsibilities included program development and planning for ages two through senior adult.



# DR. CHRIS KLENCK

## TEAM PHYSICIAN

11TH YEAR AT TENNESSEE  
PURDUE '95

Dr. Chris Klenck enters his 11th season as the head team physician on the UT Sports Medicine staff

Klenck came to Knoxville in November 2006 following a primary care sports medicine fellowship at Indiana University Medical Center. He had served the Indianapolis hospital since June 2001 in the positions of Internal Medicine/Pediatrics intern, resident and chief resident

During fellowship training, Klenck was an assistant team physician for the Indianapolis Colts preseason training camps and assisted at Purdue University, his alma mater. He worked the NFL Scouting Combines in Indianapolis, has NCAA championships experience and served as a team physician in the Indiana high school ranks

Additionally, he has earned board certifications in Internal Medicine, Pediatrics and Primary Care Sports Medicine

In January 2013, was named the Sports Medicine Person of the Year by the Tennessee Athletic Trainers' Society (TATS)

An Evansville, Ind., native, Klenck earned his doctor of pharmacy degree from Purdue before completing his doctor of medicine degree at Indiana University School of Medicine

He is a member of the American Academy of Pediatrics, American College of Physicians, American Medical Society for Sports Medicine and American College of Sports Medicine

Klenck is married to the former Laura Botto of Dayton, Ohio. They are the parents of three children: Jacob, Ben and Ella





# DR. JIMMY G. CHEEK

## UT KNOXVILLE CHANCELLOR

EIGHTH YEAR AT TENNESSEE  
TEXAS A&M '69

Jimmy G. Cheek became the seventh chancellor of the University of Tennessee, Knoxville, on February 1, 2009.

Within a year of taking office, the chancellor set a goal for UT to become a Top 25 public research university in a decade. This aggressive initiative sparked exciting momentum around improving undergraduate education, graduate education, research, campus infrastructure, and additional financial resources.

Several new academic and student service buildings have been built or significantly renovated since 2009. An unprecedented \$1 billion in campus construction is now underway or in the design or planning stages. A new student union, classroom and laboratory facilities, and a redeveloped residence hall village will open in the next several years.

Cheek has led great change in the university's delivery of core services that include student advising, tutoring, mentoring, and other support to help our students graduate on time and achieve their academic goals. These changes have dramatically improved retention and graduation rates and brought our metrics closer to those of our Top 25 peers.

The increased support for faculty and staff salaries has aided recruitment and retention efforts of world-class faculty and talented staff. Cheek also has led an effort to enhance our relationships with existing partners, including Oak Ridge National Laboratory, and to create new relationships that broaden our research and opportunities for collaborations with faculty and students.

A first-generation college student, Cheek has set in motion several initiatives to broaden diversity and student access to the university. The university's work on improving access led to Cheek's participation in the White House Summit on increasing college opportunity for low-income students.

He serves on the board of directors for the Association of Public and Land Grant Universities (APLU); as chairman of the group's Commission on Food, Environment, and Renewable Resources; and as a member of the APLU Presidential Advisory Committee on Energy. He serves on the UT-Battelle Board of Governors, the UT Health Sciences Center Board of Directors, the Tennessee Higher Education Commission Master Plan Steering Committee, and the board of the Knoxville Symphony Orchestra. He is chair of the Board of the International Fertilizer Development Center Advisory Committee, a new global research effort to develop and commercialize clean, environmentally sustainable, cost-effective, and renewable fertilizers for the developing world.

Prior to his service with UT, Cheek was a member of the faculty and an administrator at the University of Florida for thirty-four years, last serving as senior vice president of agricultural and natural resources. While at Florida, he received the President's Medallion and Student Body Resolution 2009-104 for dedicated and loyal service to the university and outstanding service to students, respectively, and the Morton Wolfson Faculty Award for outstanding contributions to the quality of student life. Cheek's research has focused on the influence of experiential learning on student achievement and educational accountability.

Cheek earned a bachelor's degree with high honors and doctorate from Texas A&M University. He received his master's degree from Lamar University. A native of Texas, he is married to Ileen Cheek, and they have two children and three grandchildren.

It was announced on June 21, 2016, that Cheek would step down as chancellor of the University of Tennessee's flagship campus and return to the faculty. He will continue as chancellor until a successor is selected.



# DR. DONALD BRUCE

## FACULTY ATHLETICS REPRESENTATIVE

18TH YEAR AT TENNESSEE  
DREW UNIVERSITY '94

Donald Bruce is the Douglas and Brenda Horne Professor of Business in the Center for Business and Economic Research (CBER) and the Department of Economics at the University of Tennessee, Knoxville.

He joined the UTK faculty in 1999 after receiving his M.A. and Ph.D. in Economics from Syracuse University and his B.A. with honors in Economics from Drew University.

As a CBER economist, Dr. Bruce regularly provides objective, non-partisan policy research and evaluation under contracts with an array of government agencies at the federal and state levels. His recent work in CBER has included an ongoing evaluation of Tennessee's welfare program, Families First, for the Tennessee Department of Human Services, an analysis of teacher supply and demand in Tennessee for the Governor's Office of Education Policy, and a forecast of expenditures on Tennessee Education Lottery Scholarships for the Tennessee Higher Education Commission.

In addition to his CBER research, Dr. Bruce studies the economic and behavioral effects of tax policies on such things as small business activity and owner-occupied housing. His work has been presented and published in a variety of academic journals, edited volumes, and professional meetings. He has testified before Congress on the topic of internet taxation, and he presented his

work on taxes and small business activity before the President's Advisory Panel on Federal Tax Reform in 2005.

Dr. Bruce regularly teaches graduate and undergraduate courses on the economics of taxation and the economics of health and health care. He has recently served as the Director of Graduate Studies in Economics and the Director of the Undergraduate Major in Public Administration. Before becoming Faculty Athletics Representative, Dr. Bruce served for two years as chair of the Athletics Board's Fiscal Integrity and Long-Range Planning Committee. He has also served as chair of the UTK Faculty Senate's Budget and Planning Committee. Dr. Bruce is an active member of the National Tax Association, the International Institute of Public Finance, and the American, Southern, and Western Economic Associations. His community service has included numerous economic and policy presentations for state and local organizations, and he currently serves as Chairman of the Board of Innovative Education Partnership, the non-profit governing body of the Clayton-Bradley STEM Academy in Blount County.

Dr. Bruce lives in Walland, Tenn, with his wife Jennifer, a mathematics teacher at Clayton-Bradley, and their daughter Annie.





# DAVE HART

## VICE CHANCELLOR/DIRECTOR OF ATHLETICS

SIXTH YEAR AT TENNESSEE  
ALABAMA '71

The University of Tennessee named Dave Hart vice chancellor and director of athletics on Sept. 5, 2011. Hart has previously held leadership roles in athletics administration at East Carolina University, Florida State University and the University of Alabama.

"Under Dave's leadership, we are making huge strides toward achieving comprehensive excellence," said Chancellor Jimmy G. Cheek. "Our student-athletes have broken records with their academic performance, and their competitive spirit will drive them to win championships."

Among the many challenges and goals being addressed in the first three years of his tenure at Tennessee, Hart has led efforts which included the following:

- Restructured the athletics department to provide for greater efficiency.
- Hired the following head coaches: Butch Jones (football), Rick Barnes (Men's Basketball), Holly Warlick (women's basketball), Brian Pensky (soccer), Beth Alford-Sullivan (Track & Field/Cross Country) while also naming Matt Kredich to lead a combined swimming and diving program.
- Named Dr. Joe Scogin to lead the Thornton Student Life Center. Dr. Scogin's efforts in reorganizing the Thornton Center have had an immediate impact, resulting in unprecedented academic success for Tennessee student-athletes.
- Launched the Campaign for Comprehensive Excellence, creating an opportunity for donors to partner with the athletic program toward achievement of this collective goal, prioritizing capital projects.
- As a part of the Campaign, Hart was instrumental in the planning, fundraising, and completion of two capital projects: Pat Summitt Plaza, which honors the greatest coach in basketball history, and the Ray and Lucy Hand Digital Studio, a state-of-the-art production studio second to none in the nation.
- Redefined the athletic department Mission, Vision and Values to focus on the student-athlete.
- Created a new administrative structure going through a "right-sizing" effort in conjunction with the implementation of combining the men and women's athletic programs into one while setting a direction and vision for all units within the department.
- The Compliance Department has been reorganized and capital projects have been reprioritized to dovetail into a strategic plan for the future.
- Policies and procedures have been strengthened throughout the department, as has overall communication.
- Fan experience enhancement options at Neyland Stadium and Thompson-Boling Arena have been prioritized.

"It is an honor to serve in this leadership role at the University of Tennessee," Hart said. "Our mission to inspire student-athletes to achieve comprehensive excellence in competition, the classroom and community service. I am proud of the positive energy that our staff, coaches and student-athletes are generating.

"I am optimistic about what is on the horizon. The future is bright for Tennessee Athletics."

In December 2012, Hart hired Butch Jones from the University of Cincinnati as the head football coach at the University of Tennessee. Since assuming his new role, Jones has brought a renewed sense of energy and optimism, including a win over top 10-ranked South Carolina in October 2013 and signing a consensus top five recruiting class in

February 2014. After Jones led the Vols to a TaxSlayer Bowl win in 2014 -- UT's first bowl win since the 2010 season -- Hart extended Jones' contract through the 2020 campaign.

In 2015, Jones led the Vols to a 9-4 record, a 45-6 win over No. 13 Northwestern in the Outback Bowl, and a final AP ranking of No. 22.

Hart also hired Holly Warlick to follow the legendary Pat Summitt as the head coach of Tennessee's women's basketball program, and Warlick led the Lady Vols to SEC championships in each of her first three seasons.

In the 2012-13 athletic year, Tennessee won national championships in three events and finished third nationally in women's swimming and diving under Matt Kredich, the former UT women's coach whom Hart chose to lead a combined men's and women's swimming and diving program. Hart also hired Brian Pensky to lead the Tennessee soccer program, and the squad made an NCAA tournament appearance in Pensky's first season. The men's basketball team also made the Sweet 16 in April 2014.

In just under six years at Tennessee, Hart has worked with Chancellor Jimmy Cheek and Vice Chancellor for Finance and Administration Chris Cimino to build a long-term financial model for Tennessee Athletics.

In conjunction with Provost Susan Martin, the hiring of Dr. Joe Scogin as assistant provost and senior associate athletics director to lead the Thornton Student Life Center has led to excellent classroom performance by UT student-athletes. For the first time since available data was recorded, Tennessee student-athletes posted three consecutive semesters with a 3.00 GPA or above, also accomplishing the feat in three consecutive spring semesters. The Spring 2013 GPA of 3.05 was the highest combined GPA for UT student-athletes all-time. Also, in Spring 2014, four sports posted their highest GPA in team history, and 58% of student-athletes posted a 3.0 GPA or higher. In the most recent Spring semester, a record number of student-athletes graduated.

Comprehensive athletic success exemplified Hart's tenure as the Florida State athletic director, as a combined 35 ACC Championships were won by 10 different Seminole athletic programs during his tenure. Additionally, the Seminole football team won nine ACC titles and appeared in four national championship games, winning the 1999 BCS National Championship with a Sugar Bowl victory over Virginia Tech.

The men's outdoor track and field team also claimed two national championships while the baseball program appeared in the College World Series five times and the softball program won nine ACC titles and played in the Women's College World Series. During Hart's last year at FSU, the Seminoles finished 15th in the Directors' Cup, an all-time high for the institution at that time.

Additionally, during Hart's three years at Alabama, the Crimson Tide football team claimed the 2009 BCS National Championship and the individual athletic teams posted eight combined top-three finishes nationally from 2009-11. Hart has more than 25 years of service as a director of athletics.

Highly respected as a visionary and industry leader, Hart's career has featured service as the president of both the National Association of Collegiate Directors of Athletics and the Division IA Athletics Directors' Association. A former recipient of the Robert R. Neyland Award honoring lifetime achievement, Hart has also been named by his colleagues



as the Athletic Director of the Year for the Southeast Region in both 2000 and 2005, one of a few select individuals to receive the honor multiple times.

During his 13 years at Florida State, Hart negotiated unprecedented, multi-million dollar contracts for the department totaling in excess of \$175 million and devised and executed an extensive and comprehensive facilities master plan for athletics eclipsing the \$150 million mark. Hart initiated a multi-faceted Student Development/Life Skills program for all student-athletes at FSU, an endeavor recognized nationally as a "Program of Excellence" by the Division I-A Athletics Directors' Association.

"Dave is as good an athletic director as there is in the country," legendary Florida State Head Football Coach Bobby Bowden said. "He's as sharp of an AD as I've been around in 57 years. He knows what's important, and he's a builder."

In recognizing Hart's position within intercollegiate athletics, ACC Commissioner John Swofford said, "Dave Hart is one of the best and most respected athletics administrators in the business. He thoroughly understands the nuances of major college athletics, and he has superb values to go along with his vast experience in the field. He is a proven leader at the conference and national levels."

While at FSU, Hart made many key hires, including the hiring of FSU's first two African-American basketball coaches,

including current men's coach Leonard Hamilton, as well as their first African-American senior-level administrator. He also placed a significant focus on the growth of women's athletics at FSU, a commitment reflected in increased funding, competitive success and facility upgrades.

Academic success also accompanied Hart's time at FSU, as the school became home to the inaugural National Student-Athlete of the Year, a State of Florida Woman of the Year recipient, and two Rhodes Scholars. Hart has also earned the Athletics Directors' Award for advancing the quality and progress of student-athletes and the athletics program while at Florida State. In 2008, he received the James J. Corbett Award, the highest honor bestowed by National Association of College Directors of Athletics.

Hart served as Executive Director of Athletics at Alabama from August 2008 until accepting his leadership role with the Volunteers. A 1971 Alabama graduate, Hart played basketball for the Crimson Tide under legendary head coach C.M. Newton and earned a master's degree from UA in 1972 while working as a graduate assistant basketball coach.

Hart met his wife, the former Pam Humble, while at Alabama. The couple has three children: Rick, who serves currently as the athletic director at SMU, Jamie and Kelly. The Harts are the grandparents of five grandchildren: Trevor, Caroline, McKinley, Olivia and Kingsley.



**EXECUTIVE ATHLETICS STAFF**



**JON GILBERT**  
EXECUTIVE SENIOR  
ASSOCIATE  
ATHLETICS DIRECTOR



**CHRIS FULLER**  
SENIOR ASSOCIATE  
ATHLETICS DIRECTOR  
FOR DEVELOPMENT AND  
EXTERNAL RELATIONS



**BRETT HUEBNER**  
SENIOR ASSOCIATE  
ATHLETICS DIRECTOR  
FOR BUSINESS  
OPERATIONS/CFO



**DR. JOE SCOGIN**  
SENIOR ASSOCIATE  
ATHLETICS DIRECTOR/  
ASSISTANT PROVOST



**RYAN ROBINSON**  
SENIOR ASSOCIATE  
ATHLETICS DIRECTOR,  
COMMUNICATIONS



**DONNA THOMAS**  
SENIOR ASSOCIATE  
ATH. DIRECTOR/SENIOR  
WOMAN ADMINISTRATOR



**MIKE VOLLMAR**  
SENIOR ASSOCIATE  
ATHLETICS DIRECTOR



**MIKE WARD**  
SENIOR ASSOCIATE ATH.  
DIRECTOR FOR ADMIN. &  
SPORT PROGRAMS



■ **SENIOR ATHLETICS STAFF**



**JOE ARNONE**  
ASSOCIATE AD -  
TICKET OPERATIONS



**JONATHAN BOWLING**  
ASSOCIATE AD-  
FOOTBALL COMPLIANCE  
& ADMINISTRATION



**ANGIE BOYD-KECK**  
ASSOC. AD-BUSINESS/  
INTERNAL AFFAIRS



**JIMMY DELANEY**  
ASSISTANT AD - SALES  
& MARKETING



**ANDREW DONOVAN**  
ASSOCIATE AD -  
COMPLIANCE



**DAVID ELLIOTT**  
ASSISTANT AD -  
EVENT MANAGEMENT



**GREG HULEN**  
ASSOCIATE AD -  
DEVELOPMENT



**TYLER JOHNSON**  
ASSOCIATE AD -  
BUSINESS/  
INTERNAL AFFAIRS



**JASON McVEIGH**  
DIRECTOR OF  
SPORTS MEDICINE



**THOMAS MOATS**  
DIRECTOR OF  
INFORMATION  
TECHNOLOGY



**TOM SATKOWIAK**  
ASSISTANT AD -  
MEDIA RELATIONS



**KAYLA SMITH**  
DIRECTOR OF NCAA  
CHAMPS LIFE SKILLS



**CARMEN TEGANO**  
ASSOCIATE AD



**DARA WORRELL**  
ASSOCIATE AD



**KEVIN ZURCHER**  
ASSISTANT AD -  
FACILITIES  
AND ATHLETIC  
GROUNDS





---

2016-17  
**TENNESSEE  
LADY VOLS**

---





# TE'A COOPER

## GUARD

## 2

SOPHOMORE • 1L • 5-8

POWDER SPINGS, GA. • MCEACHERN H.S.

### CAREER HONORS

- Coaches SEC All-Freshman Team -- 2015-16
- SEC Freshman of the Week -- 2015-16 (1/26)
- College Sports Madness Preseason SEC Freshman of the Year -- 2015-16

### 2016-17 - SOPHOMORE

- Sitting out this season to rehab from a left knee injury suffered during summer 2016.

### 2015-16 - FRESHMAN

- Finished her freshman year fourth on the team in scoring at 8.6 points per game while also notching 2.1 assists and 1.2 steals per game.
- Scored in double digits 15 times and had more than 20 points vs. Central Arkansas, ETSU and Georgia.
- Led Tennessee in scoring against Vanderbilt (1/21), Kentucky (1/25), Alabama (1/31) and Green Bay (3/18).
- Led the team in assists and steals on 10 occasions each during the 2015-16 season.
- Finished third on the team in steals (43) and assists (74).
- One of only four UT players to appear in all 36 games in 2015-16, earning 15 starts as a rookie.
- Became the 19th Lady Vol freshman to start in her first game.
- Finished with 22 points against Central Arkansas, tied for the second-most points by a UT freshman in her debut. Semeka Randall owns the record, as she scored 24 against Ole Miss on 11/18/97.
- Became the sixth UT freshman to score more than 20 points in her debut. It was the second straight year a freshman did that, as Alexa Middleton scored 20 against Penn on 11/14/14.
- Finished with the third-most assists by a Lady Vol freshman in her debut game, notching six. Alexa Middleton set the record in 2014-15, tallying 11 against Penn on 11/14/14.
- Scored a career-high 23 points against ETSU on 9-of-18 shooting, going 3-of-5 from behind the arc.
- Named SEC Freshman of the Week after averaging 15.5 points and two assists while shooting 56.5 percent from the field and 80 percent from the three-point arc against Vandy and Kentucky.
- Scored 21 points on 10-of-14 shooting and dished out three assists in the win over Georgia on Feb. 28.
- Paced the team in scoring for the second straight game, as she tallied 18 points on 7-of-11 shooting, including 3-of-4 behind the three-point arc, to go along with three assists against #12/9 Kentucky on Jan. 25.
- Returned to the starting lineup and scored 17 points on 6-of-11 shooting from the field and went 3-of-5 behind the three-point line while also amassing four assists vs. Alabama on Jan. 31.
- Came off the bench to score 16 points on 6-of-10 shooting from the field and 4-of-4 from the free throw line against #9/9 Ohio State in the NCAA Sweet 16.
- Led the team with 15 points on 7-of-11 shooting in the first round of the NCAA Tournament against Green Bay.
- Scored 14 points on 8-of-9 FT shooting vs. Penn State.
- Tied season highs with three three-pointers and four steals while also notching 13 points, five rebounds and three assists in the 18-point home win over Arkansas on

Feb. 4.

- Led the team with 13 points, including nine straight in the third quarter, to help UT defeat Vandy on Jan. 21.
- Set a career high with seven rebounds while also tying career-best marks with six assists and four steals and adding 13 points on 5-of-10 shooting from the floor and 3-of-3 marksmanship from the charity stripe vs. Stetson.

### USA/AAU BASKETBALL

- Participated in the 2015 USA Basketball Women's U19 National Team Trials.
- Named to the 2014 USA Basketball Women's U17 World Championship Team but had to withdraw due to illness during training camp.
- Participated in the 2013 USA Basketball Women's U16 National Team Trials

### HIGH SCHOOL

- Ranked No. 1 overall and No. 1 point guard by D1Spects.com.
- Ranked No. 3 overall and No. 1 PG by ProspectsNation.com.
- Ranked No. 4 by Full Court.
- Ranked No. 7 by All Star Girls Report.
- Ranked No. 12 in espnW HoopGurlz Top 100.
- Ranked No. 16 by Blue Star.
- McDonald's, WBCA, USA TODAY, Parade, MaxPreps All-American.
- Named Co-MVP of the 2015 McDonald's All-American Game, tallying 21 points to lead all scorers.
- Finalist for Naismith Award (2015).
- Georgia Sports Writers Assoc. Miss Basketball (2014, 2015).
- Georgia Class 6A All-State First Team (2014, 2015).
- Atlanta Tipoff Club Girls Metro Player of the Year (2014) & All-Metro Second Team (2013).
- *Atlanta Journal-Constitution* Girls Co-Player of the Year and AAAAAA Player of the Year (2015).
- *Marietta Daily Journal* Cobb County Player of the Year (2014, 2015).
- MVP of the 2014 Georgia Athletic Coaches Association's North-South All-Star Game after scoring 39 points and making eight 3-pointers.
- Four-year starter who led her team to Georgia 6A state titles in 2012 (33-0), 2014 (29-2) and 2015 (24-6).
- Averaged 27.3 ppg., 3.9 rpg., 7.3 apg., 3.5 spg. as a senior.
- Averaged 19.6 ppg., 5.0 rpg., 6.0 apg., 5.0 spg. as a junior.
- Averaged 18.5 ppg., 5.0 apg., 4.3 spg. as a sophomore.
- Averaged 11.2 ppg., 4.7 apg., 3.0 spg. and shot 65 percent from the field as a freshman.

### PERSONAL

- Full name is Te'a Omari Cooper.
- Born on April 16, 1997, in New Jersey.
- Parents are Omar and Kindall Cooper.
- Has three siblings: Mia and twins Sharife and Omar.
- Subject of the MTV reality show "True Life."
- Majoring in communication studies.
- Would like to be a TV sports commentator and have her own fashion clothing line.
- Recipient of the Elinor F. Reed Women's Basketball Scholarship Endowment.
- Follow at @TeaCooper2 on Twitter and @queentayy2 on Instagram.



## COOPER'S CAREER STATISTICS

Season	GP-GS	MIN/MPG	FGs	FG Pct	3FGs	3FG Pct	FTs	FT Pct	O-R-Reb	RPG	PF-FO	Asst	TO	Blk	Stl	Pts	PPG
15-16	36-15	795/22.1	117-317	.369	25-96	.260	52-72	.722	14-54-68	1.9	110-4	74	97	0	43	311	8.6
<b>15-16</b>	<b>36-15</b>	<b>795/22.1</b>	<b>117-317</b>	<b>.369</b>	<b>25-96</b>	<b>.260</b>	<b>52-72</b>	<b>.722</b>	<b>14-54-68</b>	<b>1.9</b>	<b>110-4</b>	<b>74</b>	<b>97</b>	<b>0</b>	<b>43</b>	<b>311</b>	<b>8.6</b>

## 2015-16 SEASON HIGHS

<b>Points:</b>	23 // ETSU, 12/2/15
<b>Rebounds:</b>	7 // Stetson, 12/30/15
<b>Assists:</b>	6 // Stetson, 12/30/15*
<b>Steals:</b>	4 // Arkansas, 2/4/16*
<b>Blocks:</b>	--
<b>Field Goals:</b>	10 // Georgia, 2/28/16
<b>3-Pointers:</b>	3 // Arkansas, 2/4/16*
<b>Free Throws:</b>	8 // Penn State, 11/18/15
<b>Minutes:</b>	38 // Central Ark., 11/15/15

## SEC HIGHS

<b>Points:</b>	21 // Georgia, 2/28/16
<b>Rebounds:</b>	5 // Arkansas, 2/4/16*
<b>Assists:</b>	5 // Ole Miss, 2/18/16
<b>Steals:</b>	4 // Arkansas, 2/4/16
<b>Blocks:</b>	--
<b>Field Goals:</b>	10 // Georgia, 2/28/16
<b>3-Pointers:</b>	3 // Arkansas, 2/4/16*
<b>Free Throws:</b>	4 // Ole Miss, 2/18/16
<b>Minutes:</b>	35 // Arkansas, 2/4/16

\*Indicates most recent high

## CAREER HIGHS

<b>Points:</b>	23 // ETSU, 12/2/15
<b>Rebounds:</b>	7 // Stetson, 12/30/15
<b>Assists:</b>	6 // Stetson, 12/30/15*
<b>Steals:</b>	4 // Arkansas, 2/4/16*
<b>Blocks:</b>	--
<b>Field Goals:</b>	10 // Georgia, 2/28/16
<b>3-Pointers:</b>	3 // Arkansas, 2/4/16*
<b>Free Throws:</b>	8 // Penn State, 11/18/15
<b>Minutes:</b>	38 // Central Ark., 11/15/15

## NCAA HIGHS

<b>Points:</b>	16 // Ohio State, 3/25/16
<b>Rebounds:</b>	3 // Syracuse, 3/27/16*
<b>Assists:</b>	2 // Ohio State, 3/25/16*
<b>Steals:</b>	1 // Syracuse, 3/27/16
<b>Blocks:</b>	--
<b>Field Goals:</b>	7 // Green Bay, 3/18/16
<b>3-Pointers:</b>	2 // Syracuse, 3/27/16
<b>Free Throws:</b>	4 // Ohio State, 3/25/16
<b>Minutes:</b>	29 // Ohio State, 3/25/16



# DIAMOND DESHIELDS

**GUARD**

**11**

RS-JUNIOR • 1L • 6-1

NORCROSS, GA. • NORCROSS H.S. • NORTH CAROLINA

### CAREER HONORS

- NCAA Sioux Falls Regional All-Tourn. Team -- 2016
- SEC All-Tournament Team -- 2016
- AP All-SEC Second Team -- 2015-16
- SEC Academic Honor Roll -- 2015-16
- Wade Trophy Watchlist -- 2015-16
- Ann Meyers Drysdale Midseason Watchlist -- 1/25/16
- Naismith Trophy Watchlist - 2015-16
- Ann Meyers Drysdale Award Watchlist -- 12/2/15
- Preseason AP All-America Honorable Mention -- 2015-16
- Preseason espnW Second Team All-America -- 2015-16
- Wooden Award Preseason Top 30 & Midseason Top 20 Watchlist -- 2015-16
- espnW NCAA Media Day "Starting Five" -- 2015-16
- Coaches' Preseason All-SEC Team -- 2015-16
- Media Preseason All-SEC Team -- 2015-16
- College Sports Madness Preseason Second-Team All-America -- 2015-16
- College Sports Madness Preseason First-Team All-SEC -- 2015-16
- USBWA National Freshman of the Year -- 2013-14
- espnW National Freshman of the Year -- 2013-14
- Full Court National Freshman of the Year -- 2014
- Associated Press All-America H.M. -- 2013-14
- Full Court Freshman All-America First Team -- 2013-14

- Full Court All-America Honorable Mention -- 2013-14
- ACC Rookie of the Year -- 2013-14
- All-ACC First Team -- 2013-14
- ACC All-Freshman Team -- 2013-14
- All-ACC Tournament -- 2013-14
- Three-time ACC Rookie of the Week -- 2013-14
- ACC Player of the Week -- 2013-14 (Feb. 11)
- NCAA.com National Player of the Week -- 2013-14 (Feb. 11)
- USBWA and espnW National Player of the Week -- 2013-14 (Feb. 17 & 18)
- John R. Wooden Top-15 List -- 2013-14
- Naismith Award Midseason Top-30 List -- 2013-14
- Preseason All-ACC -- 2013-14
- ACC Newcomer Preseason Watch List -- 2013-14

### 2014-15 - RS-SOPHOMORE AT TENNESSEE

- Has tallied 1,162 career points, which is the fourth-most by a player completing her sophomore season at Tennessee.
- Led the team in scoring (14.3 ppg), steals (1.6 spg) and three-pointers made (36) while also averaging 5.2 rebounds and 2.3 assists during the 2015-16 season.
- Scored in double digits 28 times while crossing the 20-point plateau 10 times with 30+ point games against ETSU and Stetson.
- Team leader in scoring 20 times while also pacing the



- squad in assists nine times and steals 12 times.
- Posted double-doubles against Texas (11/29) and Syracuse (3/27).
- Named to the NCAA Sioux Falls Regional All-Tournament Team after averaging 15.0 points, 7.5 boards and 6.0 assists in the Sweet 16 and Elite Eight.
- Averaged 18.0 points, 5.9 rebounds, 3.3 assists and 1.9 steals per game during the SEC and NCAA Tournaments.
- Notched her third career double-double with 20 points, 10 rebounds and five assists vs. Syracuse in the NCAA Elite Eight.
- Tallied 10 points, five rebounds and tied a career high with seven assists in the NCAA win over #9 Ohio State.
- Notched 18 of her 24 points in the second half and tallied three steals in the NCAA victory over Arizona State.
- Named to the SEC All-Tournament Team after averaging 19.6 points, 5.7 rebounds, 2.0 assists and 2.0 steals over three games.
- Notched 22 points and five rebounds in the SEC semifinals against Mississippi State.
- Scored 21 points on 7-of-11 shooting while also grabbing six rebounds and handing out a team-high four assists in the SEC Tournament quarterfinal against Texas A&M.
- Became only the sixth player to surpass 1,000 points while in her second season as a Lady Vol and the 45th UT player to reach it in her career when she hit a three-pointer with 9:38 remaining in the third quarter against LSU on 2/21.
- Recorded 31 points, eight rebounds, five assists and a career-high seven steals against ETSU. The seven steals tied for 13th all-time in Lady Vol history and tied for fifth amongst UT sophomores.
- Went 11-of-17 from the field, including hitting 9-of-10 from inside the arc and 6-of-6 at the free throw line, to record her fourth career 30-point game against Stetson.
- Totaled 25 points, six rebounds, seven assists, two steals and two blocks in the Lady Vols' win over Auburn.
- Tallied 24 points and 11 rebounds against Texas to record her second career double-double.
- Posted a team-high 22 points on 9-of-18 shooting to go with seven boards against Georgia on Feb. 28.
- Scored 21 points, including 15 in the second half, as UT tried to mount a comeback vs. #3/2 South Carolina.
- Led the team with 14 points, nine rebounds and a career-high three blocks while icing the game with two late free throws in the 53-50 win at #7/7 Oregon State.

### 2014-15 – SOPHOMORE AT TENNESSEE

- Redshirted, per NCAA transfer rules, after departing North Carolina following the 2013-14 season to join the Lady Vols.
- Chosen as one of three SEC student-athletes to represent the league on proposed governance rule changes under the NCAA's Div. I autonomy process.

### 2013-14 – FRESHMAN AT N. CAROLINA

- Named consensus national freshman of the year.
- Selected as an honorable mention All-American by Associated Press and Full Court.
- Only first-year player in 2014 John R. Wooden Top 15.
- Named to All-ACC First Team and All-Freshman Team.
- Averaged 18.0 points, 5.4 rebounds, 2.6 assists and 1.7 steals per game as a freshman at UNC in 2013-14.
- Shot 42.6% from the field and 77.6% from the free throw line for the Tar Heels.
- Set four ACC freshman marks, including points (648), field goals (248), field goals attempted (582) and double figure scoring games (32).
- Averaged 21.3 points per contest during the ACC Tournament for North Carolina, earning all-tourney accolades.
- In ACC play, she averaged 19.8 points per contest to lead all freshmen.
- Named espnW National Player of the Week on Feb. 16 after her 38-point effort (the highest single-game effort ever by a UNC freshman) keyed the Tar Heels to an 89-82

- win at NC State.
- Tallied 30 points vs. No. 3 Duke on Feb. 10.
- Posted 24 points and 12 rebounds vs. Michigan State in the 2014 NCAA Second Round.
- Scored 19 points as UNC ousted top-seed South Carolina from the 2014 NCAA tourney.

### USA/AAU BASKETBALL

- Five-time gold medalist with USA Basketball.
- A member of the victorious 2015 USA World University Games Team alongside UT teammate Mercedes Russell and with Holly Warlick serving as an assistant coach.
- Saw limited time at that tournament due to injury but provided leadership from the bench.
- Led Team USA to the gold medal at the 2012 FIBA Under-17 World Championships and was named tournament MVP.
- Also won gold at the 2012 USA 3x3 U18 World Championships, as the youngest member of the 2011 U19 World Championship Team and with the 2010 U18 Championship Team.
- Played in the summer for the Georgia Pistols (2007 AAU national champions), Georgia Elite (2008 AAU national runners-up) and Georgia Ice (2009 AAU national champs).

### HIGH SCHOOL

- Ranked No. 3 in 2013 espnW HoopGurlz Top 100.
- Rated as a five-star recruit on that list and the No. 3-ranked guard.
- All-Star Girls Report ranked her the nation's No. 2 player.
- WBCA High School Player of the Year (2013).
- Naismith Girl's High School Player of the Year (2013).
- USA TODAY All-USA Player of the Year (2013).
- WBCA All-American (2013).
- McDonald's All-American (2013).
- Parade Magazine All-American (2010, 2013).
- USA TODAY All-USA Team (2011, 2012, 2013).
- ESPN Rise National Freshman of the Year (2010).
- Gatorade State Player of the Year (2011).
- Miss Georgia Basketball (2011, 2013).
- Georgia Sports Writers Association Class 5A Player of the Year (2010, 2012).
- *Atlanta Journal-Constitution* All-Georgia Class 5A first team (2010, 2011, 2012).
- Averaged 26.0 points, 7.0 rebounds, 4.5 steals and 3.8 assists as a senior in leading Norcross to its third state title in four seasons.
- Put up 20.7 points, 6.8 rebounds, 4.1 steals and 3.7 assists per game as a junior in 2012.
- Scored a school-record 2,324 points at Norcross.

### PERSONAL

- Full name is Diamond Danae-Aziza DeShields.
- Announced decision to transfer to UT from UNC on June 12, 2014.
- Born on March 5, 1995, in West Palm Beach, Fla.
- Parents are Tisha DeShields and Delino DeShields.
- Has two brothers, Delino Jr. and D'Angelo, and two sisters, Denim and Delaney.
- Mother was an All-America track & field athlete (heptathlon, 1991) at Tennessee.
- Father played 13 years of Major League Baseball with stints in Montreal, L.A. (Dodgers), St. Louis, Baltimore and Chicago (Cubs).
- Her brother, Delino, Jr., was selected by the Houston Astros with the eighth overall pick in the 2010 MLB draft and now plays outfield for the Texas Rangers.
- Majoring in communication studies.
- Recipient of the Tom & Peg Haynes Olympic Development Endowment.
- Follow @DDDeshields on Twitter and @dddeshields on Instagram.





## ■ DeSHIELDS' CAREER STATISTICS

Season	GP-GS	MIN/MPG	FGs	FG Pct	3FGs	3FG Pct	FTs	FT Pct	O-R-Reb	RPG	PF-FO	Asst	TO	Blk	Stl	Pts	PPG
13-14*	36-32	1003/27.9	248-582	.426	48-172	.279	104-134	.776	41-153-194	5.4	88-5	92	122	10	61	648	18.0
14-15	Redshirted																
15-16	36-20	965/26.8	195-499	.391	36-145	.248	88-115	.765	50-136-186	5.2	91-2	82	115	29	58	514	14.3
<b>Totals</b>	<b>72-52</b>	<b>1968/27.3</b>	<b>443-1081</b>	<b>.410</b>	<b>84-317</b>	<b>.265</b>	<b>192-249</b>	<b>.771</b>	<b>91-289-380</b>	<b>5.3</b>	<b>179-7</b>	<b>174</b>	<b>237</b>	<b>39</b>	<b>119</b>	<b>1162</b>	<b>16.1</b>

\* at North Carolina

## ■ 2015-16 SEASON HIGHS

<b>Points:</b>	31 // ETSU, 12/2/15
<b>Rebounds:</b>	11 // Texas, 11/29/15
<b>Assists:</b>	7 // Ohio State, 3/25/16*
<b>Steals:</b>	7 // ETSU, 12/2/15
<b>Blocks:</b>	3 // Vanderbilt, 1/21/16*
<b>Field Goals:</b>	12 // ETSU, 12/2/15
<b>3-Pointers:</b>	4 // Texas, 11/29/15
<b>Free Throws:</b>	6 // Arizona St., 3/20/16*
<b>Minutes:</b>	36 // Mississippi St., 3/5/16*

## ■ SEC HIGHS

<b>Points:</b>	25 // Auburn, 1/10/16
<b>Rebounds:</b>	9 // Vanderbilt, 2/11/16*
<b>Assists:</b>	7 // Auburn, 1/10/16
<b>Steals:</b>	3 // Vanderbilt, 1/21/16*
<b>Blocks:</b>	3 // Vanderbilt, 1/21/16
<b>Field Goals:</b>	9 // Georgia, 2/28/16*
<b>3-Pointers:</b>	3 // Georgia, 2/28/16
<b>Free Throws:</b>	5 // South Carolina, 2/15/16*
<b>Minutes:</b>	33 // Florida, 1/7/16

\*Indicates most recent high ^Indicates at UNC

## ■ CAREER HIGHS

<b>Points:</b>	38 // NC St., 2/16/14^
<b>Rebounds:</b>	12 // Michigan St., 3/25/14^
<b>Assists:</b>	7 // Ohio State, 3/25/16*
<b>Steals:</b>	7 // ETSU, 12/2/15
<b>Blocks:</b>	3 // Vanderbilt, 1/21/16*
<b>Field Goals:</b>	12 // ETSU, 12/2/15*
<b>3-Pointers:</b>	5 // Duke, 3/8/14**
<b>Free Throws:</b>	9 // UT Martin, 3/23/14**
<b>Minutes:</b>	40 // Arizona St., 11/29/13

## ■ NCAA HIGHS

<b>Points:</b>	24 // Arizona St., 3/20/16*
<b>Rebounds:</b>	12 // Michigan St., 3/25/14^
<b>Assists:</b>	7 // Ohio State, 3/25/16
<b>Steals:</b>	3 // Arizona St., 3/20/16*
<b>Blocks:</b>	2 // South Carolina, 3/30/14^
<b>Field Goals:</b>	9 // Arizona St., 3/20/16*
<b>3-Pointers:</b>	2 // Syracuse, 3/27/16
<b>Free Throws:</b>	9 // UT Martin, 3/23/14^
<b>Minutes:</b>	39 // Stanford, 4/1/14^



# KORTNEY DUNBAR

## FORWARD

## 13

JUNIOR • 2L • 6-2  
EDWARDSVILLE, ILL. • EDWARDSVILLE H.S.

### CAREER HONORS

- SEC Academic Honor Roll -- 2015-16
- SEC First-Year Academic Honor Roll -- 2014-15

### 2015-16 - SOPHOMORE

- Saw duty in 27 contests, getting four starting nods as a sophomore.
- Led the team in three-point field goal percentage in 2015-16, hitting 25-of-75 (.333) from behind the arc.
- Team leader in three-pointers in six games and hit more than three in contests vs. Central Arkansas (11/15) and Texas A&M (2/7).
- Earned her first career start against Central Arkansas, notching 24 points, 13 rebounds, two steals, 10 field goals and four three-pointers in 34 minutes, all of which were career highs.
- Connected on 10-of-15 shots from the field and 4-of-6 from the three-point line while leading the team in scoring and rebounding in the season-opening 102-47 victory over UCA.
- Converted a trio of three-pointers, scoring nine of the

- team's 14 first-quarter points vs. Texas A&M.
- Hit a three-pointer in seven minutes off the bench against Syracuse in the Elite Eight.
- Scored three points vs. Green Bay in the first round of the NCAA Tournament.
- Knocked in two treys in 15 minutes off the bench against Georgia on Feb. 28.
- Hit two threes to record six points in eight minutes against LSU.
- Played the final three minutes and hit two shots, including a game-clinching three, to defeat Ole Miss.
- Hit two three-pointers and notched a steal off the bench against Alabama on Jan. 31.
- Nailed two three-pointers in five minutes as the Lady Vols tried to mount a comeback at Arkansas on Jan. 14.
- Scored six points in only eight minutes off the bench in the Lady Vols' win over Auburn.
- Grabbed seven rebounds and added five points against Stetson.
- Tallied two boards and a steal while earning her third start of the season against #7/7 Oregon State.



# PLAYERS

## 2014-15 - FRESHMAN

- Played in 20 games and averaged 6.6 minutes per contest in her first season at Tennessee.
- In limited playing time, she made 14 three-pointers for the fourth-highest total on the team.
- She hit three from long range in her college debut, tallying 15 points vs. Penn in 25 minutes.
- She scored in double figures the only other time as a rookie in the second game of the year vs. Oral Roberts, contributing 10 points.
- Knocked down at least one shot behind the three-point arc in each of her first six contests.
- Pulled down a career-high six rebounds vs. Oral Roberts.
- Committed only three turnovers all season long.

## USA/AAU BASKETBALL

- Played for Midwest Elite-Platinum AAU team.
- Participated in 2013 USA 3-on-3 U18 Team Trials.

## HIGH SCHOOL

- Ranked No. 78 in 2014 espnW HoopGurlz Top 100.
- Rated as a four-star recruit on that list and the No. 22-ranked wing player.
- All-Star Girls Report ranked her the No. 65 player in the country.
- Blue Star ranked her the No. 74 player in the nation.
- SchollyMe All-World Game participant (2014).
- McDonald's All-American nominee (2014).
- Associated Press Class 4A All-State First Team (2014) and Second Team (2013).
- Illinois Basketball Coaches Association (IBCA) Class 4A All-State First Team (2014) and Second Team (2013).
- Selected to play in IBCA All-Star Game (2014).
- *Champaign News-Gazette* All-State First Team (2014).

- *Chicago Tribune* All-State Girls Basketball Second Team (2014).
- *Edwardsville Intelligencer* Girls Basketball MVP (2014).
- *Belleville News-Democrat* Class 3A-4A Player of the Year (2014).
- St. Louis All-Metro First Team (2013) and Second Team (2014).
- Southwestern Conference All-Conference First Team (2013, 2014).
- Southwestern Conference Academic All-Conference (2013, 2014).
- Averaged 16.8 ppg. and 9.7 rpg., and hit 57 three-pointers as a senior.
- Also had 59 assists, 44 blocks and 36 steals for EHS in 2013-14.
- Finished her career with 1,205 points and 546 rebounds, both ranking sixth in EHS history.
- Had single-game prep career highs of 28 points and 23 rebounds, both as a senior.
- She played on teams that accumulated a 118-5 record.
- Averaged 14.4 ppg. and 5.6 rpg., and drained 55 threes as a junior.
- Recorded 64 steals, 57 assists and 31 blocks in 2012-13.

## PERSONAL

- Full name is Kortney Nicole Dunbar.
- Nicknames include Kort and KD.
- Born on July 3, 1996, in Florissant, Mo.
- Parents are Mark and Christine Dunbar.
- Has an older sister, Kirstin.
- Majoring in recreation and sport management.
- Recipient of the Randall Keith Nutt Athletic Scholarship Endowment.
- Follow @KDXIII\_ on Twitter and @kdxiii on Instagram.

## DUNBAR'S CAREER STATISTICS

Season	GP-GS	MIN/MPG	FGs	FG Pct	3FGs	3FG Pct	FTs	FT Pct	O-R-Reb	RPG	PF-FO	Asst	TO	Blk	Stl	Pts	PPG
14-15	20-0	131/6.6	23-52	.442	14-37	.378	1-3	.333	4-23-27	1.4	11-0	2	3	6	5	61	3.1
15-16	27-4	222/8.2	34-88	.386	25-75	.333	1-3	.333	10-28-38	1.4	13-0	2	6	4	8	94	3.5
<b>Totals</b>	<b>47-4</b>	<b>353/7.5</b>	<b>57-140</b>	<b>.407</b>	<b>39-112</b>	<b>.348</b>	<b>2-6</b>	<b>.333</b>	<b>14-51-65</b>	<b>1.4</b>	<b>24-0</b>	<b>4</b>	<b>9</b>	<b>10</b>	<b>13</b>	<b>155</b>	<b>3.3</b>

## 2015-16 SEASON HIGHS

<b>Points:</b>	24 // Central Ark., 11/15/15
<b>Rebounds:</b>	13 // Central Ark., 11/15/15
<b>Assists:</b>	1 // Stetson, 12/30/15*
<b>Steals:</b>	2 // Central Ark., 11/15/15
<b>Blocks:</b>	1 // Auburn, 1/10/16*
<b>Field Goals:</b>	10 // Central Ark., 11/15/15
<b>3-Pointers:</b>	4 // Central Ark., 11/15/15
<b>Free Throws:</b>	1 // Auburn, 1/10/16
<b>Minutes:</b>	34 // Central Ark., 11/15/15

## SEC HIGHS

<b>Points:</b>	9 // Texas A&M, 2/7/16*
<b>Rebounds:</b>	3 // Vanderbilt, 3/1/15
<b>Assists:</b>	1 // Missouri, 1/2/15
<b>Steals:</b>	1 // Alabama, 1/31/16*
<b>Blocks:</b>	1 // Auburn, 1/10/16*
<b>Field Goals:</b>	2 // Arkansas, 1/14/16*
<b>3-Pointers:</b>	3 // Texas A&M, 2/7/16*
<b>Free Throws:</b>	1 // Auburn, 1/10/16*
<b>Minutes:</b>	15 // Georgia, 2/28/16

\*Indicates most recent high

## CAREER HIGHS

<b>Points:</b>	24 // Central Ark., 11/15/15
<b>Rebounds:</b>	13 // Central Ark., 11/15/15
<b>Assists:</b>	1 // Stetson, 12/30/15*
<b>Steals:</b>	2 // Central Ark., 11/15/15
<b>Blocks:</b>	2 // Penn, 11/14/14
<b>Field Goals:</b>	10 // Central Ark., 11/15/15
<b>3-Pointers:</b>	4 // Central Ark., 11/15/15
<b>Free Throws:</b>	1 // Auburn, 1/10/16*
<b>Minutes:</b>	34 // Central Ark., 11/15/15

## NCAA HIGHS

<b>Points:</b>	3 // Syracuse, 3/27/16*
<b>Rebounds:</b>	1 // Syracuse, 3/27/16*
<b>Assists:</b>	--
<b>Steals:</b>	--
<b>Blocks:</b>	--
<b>Field Goals:</b>	1 // Syracuse, 3/27/16*
<b>3-Pointers:</b>	1 // Syracuse, 3/27/16*
<b>Free Throws:</b>	--
<b>Minutes:</b>	10 // Green Bay, 3/18/16





# CHERIDENE GREEN

**FORWARD**

**15**

JUNIOR • TR • 6-3

LONDON, ENGLAND • HARRIS ACADEMY ASA COLLEGE

## 2016-17 - JUNIOR

- Sitting out this season to rehab from a right knee injury suffered last season at ASA College.

## INTERNATIONAL BASKETBALL

- Played with Great Britain U20 team.
- Member of England National U16 and U18 Teams.

## ASA COLLEGE

- Two-time National Junior College Athletic Association All-American at ASA College in Brooklyn, N.Y.
- First-team All-America selection in 2015-16 and second team in 2014-15.
- Helped the Avengers to a 22-4 record in 2015-16 and a 16-5 mark in 2014-15, with Elite Eight finishes and District C championships both seasons.
- Averaged 20.5 points, 16.5 rebounds, 3.9 blocks and 2.5 steals per contest as a sophomore.
- Ranked first in the NJCAA in rebounds, third in blocks and eighth in scoring.
- Career bests at ASA include 38 points and 26 rebounds.
- Played in 15 games, starting 13, before suffering a right knee injury that ended her season.
- Shot 57.6 percent on field goals, 75.7 on free throws.
- Connected on two of seven three-point attempts.

- Averaged 13.4 points, 11.1 rebounds, 2.2 blocks and 1.5 steals as a freshman, shooting 52.3 percent from the field while starting 15 of 21 games.

## HIGH SCHOOL

- Attended Harris Academy Beckenham 6th Form.
- Played on Sevenoaks Suns and London Towers club teams.

## PERSONAL

- Full name is Cheridene Anne-Marie Green.
- Born on Sept. 19, 1995, in London, England.
- Mother is Sylvia Green and father is Gary Swaby.
- Has six siblings, including sisters Tunicea, Jade and Letitia, and brothers Martin, Sheldon and Coelin.
- Is the Lady Vols' first-ever international player.
- Former teammates include Shequila Joseph (on England and Great Britain National Team/now a senior at Ole Miss) and Diandra Darosa (at ASA/now at Va. Tech).
- Majoring in communication studies.
- Recipient of the Perry Stuart Smith Women's Basketball Scholarship Endowment.
- Follow @ceemaries\_ on Twitter and @cee.maries on Instagram.



# KAMERA HARRIS

**CENTER**

**5**

FRESHMAN • HS • 6-3

HAMPTON, GA. • DUTCHTOWN H.S.

## HIGH SCHOOL

- Averaged 12.4 points, 9.9 rebounds and 8.6 blocks per game as a senior.
- Two-time team captain who earned Georgia All-State accolades as a senior.
- Tallied averages of 9.4 points, 9.3 rebounds and 7.7 blocks as a junior.
- Set a national single-game prep record for blocked shots in 2014 with 28 vs. Veterans High School in the first round of the state tournament.
- Eclipsed the previous national high school mark of 25 held by Brittney Griner.
- Featured in Sports Illustrated Faces in the Crowd for that achievement.
- Had a triple-double of 22 blocks, 10 points and 14 rebounds in another game, vs. Mays, which had a trio of six-footers, including one player standing 6-5.
- Finished her career with school-record 759 blocked shots and a 2015-16 season mark of 267.
- Dutchtown made the state final four in 2015, the Elite Eight in 2014 and the Sweet 16 in 2016.

## PERSONAL

- Full name is Kamera Janel Harris
- First name is pronounced like camera.
- Born on July 19, 1998, in Atlanta, Ga.
- Mother is Karen Bailey.
- Siblings include James and Jordan Harris.
- Brother Jordan plays football at New Mexico J.C.
- Member of National Honor Society at DHS.
- Majoring in business administration.
- Recipient of the Emily Yoakum Winners' Circle Scholarship.
- Follow @\_kodakmoment\_ on Twitter and @\_kayh\_ on Instagram.







# MEME JACKSON

## GUARD/FORWARD

**10**

SOPHOMORE • 1L • 5-11

MURFREESBORO, TENN. • BLACKMAN H.S.

### 2015-16 - FRESHMAN

- Saw time in 21 games off the bench and averaged 1.0 points and 0.6 rebounds per game.
- Scored two points and grabbed a board in seven minutes against Syracuse in the Elite Eight.
- Grabbed two boards and handed out two assists in three minutes off the bench against Georgia.
- Scored four points and notched one rebound, one assist and one steal in eight minutes vs. Ole Miss.
- Knocked in both of her free throw attempts against No. 13 Mississippi State on Jan. 28.
- Tallied a career-high three rebounds in only two minutes against #7/7 Oregon State.
- Recorded two assists in the game against Virginia Tech.
- Scored her first collegiate points with a three-pointer at the top of the key with 7:12 remaining in the second quarter against Chattanooga.
- Made her Lady Vol debut with 1:30 remaining in the second quarter vs. Syracuse, tallying a steal three seconds after coming in for the first time.

### USA/AAU BASKETBALL

- Participated in the 2014 USA Basketball Women's U18 National Team Trials.

### HIGH SCHOOL

- Ranked No. 21 by Blue Star.
- Ranked No. 25 by All Star Girls Report.
- Ranked No. 35 overall and the No. 7 ranked wing in the 2015 espnW HoopGurlz Top 100 Class.
- Ranked No. 37 overall and the No. 9 wing by ProspectsNation.com.

- Ranked No. 39 overall by D1Spects.com.
- Tennessee Sportswriters Association All-State Team (2014, 2015).
- TSSAA State Championship All-Tournament Team (2014, 2015).
- District MVP (2014).
- All-District (2012, 2014, 2015).
- District All-Tournament (2015).
- Region All-Tournament (2012, 2014, 2015).
- Region Tournament MVP (2015).
- Led BHS to records of 34-1 in 2013-14 and 32-2 in 2014-15 for back-to-back state titles.
- Jackson hit for 15 points in the 2015 state title game, a double-overtime win over crosstown rival Oakland.
- Her team was the No. 1-ranked team in the country by ESPN, USA Today and MaxPreps in 2014.
- Averaged 9.3 ppg., 5.3 rpg., 4.3 apg., 1.5 spg., as a senior but 14.2 over the last six games as Blackman won its second-straight state title.
- Started all 35 games as a junior and averaged 9.4 ppg., 4.4 rpg., 3.4 apg. and 2.3 spg. on a team featuring five NCAA Division I prospects.

### PERSONAL

- Full name is Jamasha Starr "Meme" Jackson.
- Parents are Jevell and Lanesha Jackson.
- Siblings include: Marlon, Jaquell and Tyrique.
- Majoring in sociology.
- Recipient of the Richard & Donna Fraser Winners' Circle Scholarship.
- Follow @Hoopin-Mj on Twitter or @mj.ten on Instagram.

## JACKSON'S CAREER STATISTICS

Season	GP-GS	MIN/MPG	FGs	FG Pct	3FGs	3FG Pct	FTs	FT Pct	O-R-Reb	RPG	PF-FO	Asst	TO	Blk	Stl	Pts	PPG
15-16	21-0	137/6.5	9-35	.257	1-16	.063	3-6	.500	5-8-13	0.6	16-0	8	8	0	5	22	1.0
15-16	21-0	137/6.5	9-35	.257	1-16	.063	3-6	.500	5-8-13	0.6	16-0	8	8	0	5	22	1.0

## 2015-16 SEASON HIGHS

<b>Points:</b>	4 // Ole Miss, 2/18/16*
<b>Rebounds:</b>	3 // Oregon State, 19/16/15
<b>Assists:</b>	2 // Georgia, 2/28/16*
<b>Steals:</b>	1 // Ole Miss, 2/18/16*
<b>Blocks:</b>	--
<b>Field Goals:</b>	2 // Ole Miss, 2/18/16
<b>3-Pointers:</b>	1 // Chattanooga, 11/23/15
<b>Free Throws:</b>	2 // Mississippi St., 1/28/16
<b>Minutes:</b>	17 // ETSU, 12/2/15*

## CAREER HIGHS

<b>Points:</b>	4 // Ole Miss, 2/18/16*
<b>Rebounds:</b>	3 // Oregon State, 19/16/15
<b>Assists:</b>	2 // Georgia, 2/28/16*
<b>Steals:</b>	1 // Ole Miss, 2/18/16*
<b>Blocks:</b>	--
<b>Field Goals:</b>	2 // Ole Miss, 2/18/16
<b>3-Pointers:</b>	1 // Chattanooga, 11/23/15
<b>Free Throws:</b>	2 // Mississippi St., 1/28/16
<b>Minutes:</b>	17 // ETSU, 12/2/15*





## ■ SEC HIGHS

<b>Points:</b>	4 // Ole Miss, 2/18/16
<b>Rebounds:</b>	2 // Georgia, 2/28/16
<b>Assists:</b>	2 // Georgia, 2/28/16
<b>Steals:</b>	1 // Ole Miss, 2/18/16
<b>Blocks:</b>	--
<b>Field Goals:</b>	2 // Ole Miss, 2/18/16
<b>3-Pointers:</b>	--
<b>Free Throws:</b>	2 // Mississippi St., 1/28/16
<b>Minutes:</b>	8 // Ole Miss, 2/18/16

\*Indicates most recent high

## ■ NCAA HIGHS

<b>Points:</b>	2 // Syracuse, 3/27/16
<b>Rebounds:</b>	--
<b>Assists:</b>	1 // Syracuse, 3/27/16
<b>Steals:</b>	--
<b>Blocks:</b>	--
<b>Field Goals:</b>	1 // Syracuse, 3/27/16
<b>3-Pointers:</b>	--
<b>Free Throws:</b>	--
<b>Minutes:</b>	7 // Syracuse, 3/27/16



# ALEXA MIDDLETON

## GUARD

## 33

JUNIOR • 2L • 5-9

MURFREESBORO, TENN. • RIVERDALE H.S.

### CAREER HONORS

- SEC Academic Honor Roll -- 2015-16
- SEC First-Year Academic Honor Roll -- 2014-15

### 2015-16 - SOPHOMORE

- Averaged 3.0 points, 1.2 rebounds and 1.4 assists in 29 games during the 2015-16 season.
- Led the team in assists three times and three pointers twice.
- Notched a season-best 15 points, five rebounds and six assists on 5-of-8 shooting in the season opener against Central Arkansas.
- Recorded SEC highs with eight points, four rebounds and two assists on 4-of-6 shooting from the field vs. Auburn.
- Missed four straight games in December due to a foot injury.
- Returned to action with 17 minutes against Stetson, hitting both shots from behind the three-point line to help her finish with eight points, two rebounds and three assists.
- Tallied seven points on 3-for-4 shooting off the bench in the win over #20 Mizzou.
- Scored seven points in nine minutes off the bench against UAlbany.
- Notched five assists, three rebounds and three steals in 22 minutes against ETSU.
- Notched six points on 2-of-3 shooting in eight minutes off the bench in the SEC quarters vs. Texas A&M.
- Went 2-of-3 from the three-point line, finishing with six points at home versus Arkansas on Feb. 4.
- Led the team with five assists off the bench at Arkansas on Jan. 14.

### 2014-15 - FRESHMAN

- Played in all 36 games in her first season at Tennessee, starting the first three.
- She became the 18th freshman to start her first game as a Lady Vol.
- Carded a double-double of 20 points and 11 assists in the opener vs. Penn, recording the most assists by a Lady Vol in a freshman debut.
- It marked the seventh double-double by a UT freshman but the first ever of the points/assists variety.
- She was only the fifth Lady Vol to score 20 or more in her rookie debut.

- Scored in double figures five times as a freshman, including 12 points on 5-of-6 shooting in a top-10 showdown vs. Oregon State.
- Was 4-of-4 from the field vs. Wichita State and finished with 10 points.
- Ended up on the positive side for assists and turnovers, charting 49 and 40, respectively.
- Committed only one turnover over her final five games of the 2014-15 season.
- Nabbed three or more steals on three occasions, including four vs. Saint Francis to go along with 11 points, seven rebounds and four assists.
- Finished fifth on the team in steals with 26 despite ranking ninth in minutes played.

### USA/AAU BASKETBALL

- Played for the Tennessee Flight AAU team.

### HIGH SCHOOL

- Ranked No. 28 in 2014 espnW HoopGurlz Top 100.
- Rated as a five-star recruit on that list and the No. 4-ranked guard.
- Blue Star rated her as the No. 22 player in the country.
- Full Court ranked her the No. 32 player in the nation.
- All-Star Girls Report had her 46th.
- WBCA All-American (2014).
- McDonald's All-American (2014).
- Had three points, five assists and four rebounds in 20 minutes in the 2014 McDonald's All-American Game.
- Won Powerade Jam Fest skills competition and three-point shootout in conjunction with the McDonald's Game.
- Became first McDonald's All-American to win two contests at the Powerade Jam Fest.
- USA TODAY All-American - Third Team (2014).
- SchollyMe All-World Game participant (2014).
- Class AAA Miss Basketball (2014) and Miss Basketball finalist (2013).
- *Tennessean* Mid-State Player of the Year (2013).
- Played on back-to-back state championship teams in 2012 and 2013.
- Helped 2013 Riverdale team to national championship.
- Four-time Class AAA all-state honoree.
- Four-time all-district and all-region selection.
- Averaged 17.8 ppg., 4.2 rpg., 3.4 apg. and 2.8 spg. as a senior.



## PLAYERS

- She shot 44% from the field, 35% on threes and 77% from the free throw line.
- As a junior, she averaged 16.0 ppg., 4.0 apg. and 2.5 spg.

### PERSONAL

- Full name is Alexa C. Middleton.
- Born on Oct. 31, 1995, in Nashville, Tenn.
- Parents are Michael and Celeste Middleton.

- Celeste played basketball at Murfreesboro Oakland High School and at Lipscomb University.
- Has an older brother, Killen.
- Majoring in advertising.
- Recipient of the Marion D. Hoppe Winners' Circle Scholarship.
- Follow @AMidd33 on Twitter and @alexacm33 on Instagram.

### MIDDLETON'S CAREER STATISTICS

Season	GP-GS	MIN/MPG	FGs	FG Pct	3FGs	3FG Pct	FTs	FT Pct	O-R-Reb	RPG	PF-FO	Asst	TO	Blk	Stl	Pts	PPG
14-15	36-3	483/13.4	53-145	.366	12-42	.286	20-28	.714	18-37-55	1.5	39-0	49	40	1	26	138	3.8
15-16	29-2	346/11.9	32-84	.381	9-35	.257	14-18	.778	14-20-34	1.2	22-1	41	37	0	17	87	3.0
<b>Totals</b>	<b>65-5</b>	<b>829/12.8</b>	<b>85-229</b>	<b>.371</b>	<b>21-77</b>	<b>.273</b>	<b>34-46</b>	<b>.739</b>	<b>32-57-89</b>	<b>1.4</b>	<b>61-1</b>	<b>90</b>	<b>77</b>	<b>1</b>	<b>43</b>	<b>225</b>	<b>3.5</b>

### 2015-16 SEASON HIGHS

<b>Points:</b>	15 // Central Ark., 11/15/15
<b>Rebounds:</b>	5 // Central Ark., 11/15/15
<b>Assists:</b>	6 // Central Ark., 11/15/15
<b>Steals:</b>	3 // ETSU, 12/2/15*
<b>Blocks:</b>	--
<b>Field Goals:</b>	5 // Central Ark., 11/15/15
<b>3-Pointers:</b>	2 // Arkansas., 2/4/16*
<b>Free Throws:</b>	4 // Central Ark., 11/15/15
<b>Minutes:</b>	31 // Central Ark., 11/15/15

### SEC HIGHS

<b>Points:</b>	8 // Auburn, 1/10/16
<b>Rebounds:</b>	4 // Auburn, 1/10/16
<b>Assists:</b>	5 // Arkansas, 1/14/16
<b>Steals:</b>	2 // LSU, 2/21/16*
<b>Blocks:</b>	--
<b>Field Goals:</b>	4 // Auburn, 1/10/16
<b>3-Pointers:</b>	2 // Arkansas., 2/4/16
<b>Free Throws:</b>	5 // Alabama, 2/19/15
<b>Minutes:</b>	23 // LSU, 2/21/16

\*Indicates most recent high

### CAREER HIGHS

<b>Points:</b>	20 // Penn, 11/14/14
<b>Rebounds:</b>	7 // Saint Francis, 12/3/14
<b>Assists:</b>	11 // Penn, 11/14/14
<b>Steals:</b>	4 // Saint Francis, 12/3/14
<b>Blocks:</b>	1 // Kentucky, 3/7/15
<b>Field Goals:</b>	8 // Penn, 11/14/14
<b>3-Pointers:</b>	2 // Arkansas., 2/4/16*
<b>Free Throws:</b>	5 // Alabama, 2/19/15
<b>Minutes:</b>	32 // Penn, 11/14/14

### NCAA HIGHS

<b>Points:</b>	5 // Gonzaga, 3/28/15
<b>Rebounds:</b>	2 // Maryland, 3/30/15
<b>Assists:</b>	1 // Arizona State, 3/20/16*
<b>Steals:</b>	1 // Maryland, 3/30/15*
<b>Blocks:</b>	--
<b>Field Goals:</b>	2 // Gonzaga, 3/28/15
<b>3-Pointers:</b>	1 // Gonzaga, 3/28/15
<b>Free Throws:</b>	--
<b>Minutes:</b>	16 // Gonzaga, 3/28/15



# JAMIE NARED

## GUARD/FORWARD

31

JUNIOR • 2L • 6-2  
PORTLAND, ORE. • WESTVIEW H.S.

### CAREER HONORS

- VOLeaders Academy -- 2016-17
- SEC Academic Honor Roll -- 2015-16
- SEC First-Year Academic Honor Roll -- 2014-15

### 2015-16 - SOPHOMORE

- Averaged 8.3 points, 4.8 rebounds and 1.6 assists while starting 26 of her 27 games played in 2015-16 after missing the first nine games due to a broken left hand.
- Scored in double figures 13 times and led the team in scoring four times during the 2015-16 season.
- Led the team in three-pointers made on six occasions.
- Tallied a season-high 18 points and added four assists and five boards at Vanderbilt.

- Recorded her first career double-double with 17 points and 10 rebounds, six of which came on the offensive end, while also notching three assists, one block and two steals on 7-of-12 shooting against Alabama.
- Tallied 14 points, nine rebounds and a career-high six assists in 35 minutes against Syracuse on March 27.
- Recorded team bests of 13 points and three steals as the Lady Vols took down #20 Mizzou.
- Tallied 13 points, seven rebounds and a career-high three blocks at Alabama.
- Notched nine points, a career-high 11 rebounds and five assists in 37 minutes in the Sweet 16 against #9 Ohio State.
- Started her first game back in the lineup from injury and



- finished with a team-best 12 points and a career-high two three-pointers while also adding three boards and two steals against Stanford.
- Scored 12 points in the SEC Tournament semifinals against Mississippi State.
- Tossed in 12 points in the second half while also adding two boards, three assists and two steals in the win over Stetson.
- Recorded 11 points and six boards in the second round of the NCAA Tournament against Arizona State.
- Registered 11 points and three rebounds on 4-for-8 shooting against #3 Notre Dame.
- Notched 11 points, three rebounds and three assists in the SEC Tourney opener vs. Arkansas.
- Recorded 10 points and eight boards as the Lady Vols defeated Ole Miss.
- Scored 10 points and pulled down six boards against Florida.

### 2014-15 - FRESHMAN

- Played in all 36 games and started three, averaging 5.2 pts. and 3.5 rebounds per contest.
- Scored in double figures nine times as a rookie, hitting for a career-best 20 points while shooting 7-of-12 from the field and 5-of-5 from the free throw line vs. Saint Francis.
- Had double-figure point totals in three of her first four games, making her Lady Vol debut with 10 points, five rebounds, four assists and a block vs. Penn.
- Ranked second on the team in free throw percentage at 83.1 percent.
- Played in all three games of the SEC Tournament and averaged 8.3 points and 5.3 rebounds per contest.
- Produced 10 points, six rebounds and four assists in the SEC quarterfinal win over Georgia.
- Followed that effort with nine points vs. Kentucky in the SEC semifinals and matched a (then) career high with seven rebounds.
- Played a key role in Tennessee's come-from-behind NCAA Sweet 16 win over Gonzaga, tallying 12 points, six rebounds and a block in 28 minutes.
- Scored a personal SEC-high 13 points and added five boards, two assists and a steal in the regular-season finale vs. Vanderbilt.
- Turned in 12 minutes of gritty play and tallied four points, a (then) SEC personal-high three steals, two rebounds and an assist in a 73-72 win at #10/10 Kentucky.
- Grabbed a career-high 10 rebounds and tallied six points and an assist in the win over Boise State in the NCAA First Round.

### USA/AAU BASKETBALL

- Participated in 2012 USA U17 World Championship Team Trials along with current Lady Vols Alexa Middleton and Mercedes Russell.

- Participated in the 2011 USA U16 Team Trials.
- Played for Team Concept AAU team with current Lady Vol teammates and fellow Oregonians Russell and Jordan Reynolds.

### HIGH SCHOOL

- Ranked No. 6 in 2014 espnW HoopGurlz Top 100.
- Rated as a five-star recruit on that list and the No. 1 wing.
- Full Court ranked her the No. 9 player in the nation.
- Blue Star rated her No. 19 nationally.
- The All-Star Girls Report had her at No. 25 in the country.
- McDonald's All-American (2014).
- Tallied a team-leading 15 points, four rebounds and two steals in 17 minutes to help the West to victory in the 2014 McDonald's All-American Game.
- Parade All-American (2014).
- USA TODAY All-American - Second Team (2014).
- Max Preps All-American - Second Team (2014).
- Gatorade Oregon Girls Basketball Player of the Year (2014).
- Oregon 6A Player of the Year (2014).
- The *Oregonian* Player of the Year (2014).
- Three-time recipient of 6A OSAA All-State accolades (2012, 2013, 2014).
- Three-time Metro League Player of the Year (2012, 2013, 2014).
- Four-time All-Metro League First Team (2011, 2012, 2013, 2014).
- Carded 30 points and 13 rebounds vs. Beaverton in 2014 6A third-place game.
- Helped WHS finish second in state as a sophomore and fourth as a junior.
- Averaged 28.2 ppg., 14.0 rpg., 4.1 spg. and 3.0 apg. in 2014.
- Posted 23.7 ppg., 9.6 rpg., 4.7 spg., 2.5 apg. and 1.0 bpg. during junior season.
- Featured in *New York Times*, *Good Morning America* and *CNN* in 2008 as a 12-year-old being banned from a boys basketball league for being too good.

### PERSONAL

- Jaime Nicole Nared was born Sept. 14, 1995, in Portland, Ore.
- Parents are Reiko Williams and Greg Nared.
- Father played basketball at Maryland from 1985-89.
- Has two sisters, Jackie Nared and Eboni Clay.
- Jackie signed to play basketball at Maryland, transferred and finished her career in 2013-14 at St. Mary's College in California.
- Majoring in communication studies.
- Recipient of the Betty J. Basler Winners' Circle Scholarship.
- Follow @jaimenaredd on Twitter and @jaimenared on Instagram.

## NARED'S CAREER STATISTICS

Season	GP-GS	MIN/MPG	FGs	FG Pct	3FGs	3FG Pct	FTs	FT Pct	O-R-Reb	RPG	PF-FO	Asst	TO	Blk	Stl	Pts	PPG
14-15	36-3	566/15.7	60-159	.377	8-36	.222	59-71	.831	55-72-127	3.5	45-0	38	32	12	24	187	5.2
15-16	27-26	676/25.0	75-219	.342	13-49	.265	60-81	.741	60-70-130	4.8	55-2	44	47	8	22	223	8.3
<b>Totals</b>	<b>63-29</b>	<b>1242/19.7</b>	<b>135-378</b>	<b>.357</b>	<b>21-85</b>	<b>.247</b>	<b>119-152</b>	<b>.783</b>	<b>115-142-257</b>	<b>4.1</b>	<b>100-2</b>	<b>82</b>	<b>79</b>	<b>20</b>	<b>46</b>	<b>410</b>	<b>6.5</b>





## ■ 2015-16 SEASON HIGHS

Points:	18 // Vanderbilt, 2/11/16
Rebounds:	11 // Ohio State, 3/25/16
Assists:	6 // Syracuse, 3/27/16
Steals:	3 // Georgia, 2/28/16*
Blocks:	3 // Alabama, 2/25/16
Field Goals:	7 // Alabama, 1/31/16
3-Pointers:	2 // Stanford, 12/16/15
Free Throws:	6 // Vanderbilt, 2/11/16*
Minutes:	37 // Ohio State, 3/25/16

## ■ SEC HIGHS

Points:	18 // Vanderbilt, 2/11/16
Rebounds:	10 // Alabama, 1/31/16
Assists:	5 // Alabama, 2/19/15
Steals:	3 // Georgia, 2/28/16*
Blocks:	3 // Alabama, 2/25/16
Field Goals:	7 // Alabama, 1/31/16
3-Pointers:	1 // Alabama, 1/31/16*
Free Throws:	7 // Vanderbilt, 3/1/15
Minutes:	33 // Alabama, 2/25/16*

\*Indicates most recent high

## ■ CAREER HIGHS

Points:	20 // Saint Francis, 12/3/14
Rebounds:	11 // Ohio State, 3/25/16
Assists:	6 // Syracuse, 3/27/16
Steals:	4 // Saint Francis, 12/3/14
Blocks:	3 // Alabama, 2/25/16
Field Goals:	7 // Alabama, 1/31/16*
3-Pointers:	2 // Stanford, 12/16/15
Free Throws:	7 // Vanderbilt, 3/1/15*
Minutes:	37 // Ohio State, 3/25/16

## ■ NCAA HIGHS

Points:	14 // Syracuse, 3/27/16
Rebounds:	11 // Ohio State, 3/25/16
Assists:	6 // Syracuse, 3/27/16
Steals:	1 // Ohio State, 3/25/16
Blocks:	1 // Syracuse, 3/27/16*
Field Goals:	4 // Syracuse, 3/27/16*
3-Pointers:	1 // Syracuse, 3/27/16*
Free Throws:	5 // Syracuse, 3/27/16*
Minutes:	37 // Ohio State, 3/25/16



# SCHAQUILLA NUNN

## FORWARD

## 4

RS-SENIOR • TR • 6-3

FAYETTEVILLE, GA. • FAYETTE COUNTY H.S. • WINTHROP

### 2012-16 - THREE SEASONS AT WINTHROP

- Missed 2015-16 season with broken right foot and transferred to Tennessee after earning her degree in business.
- Averaged a double-double of 11.2 points and 10.3 rebounds in her three seasons with the Eagles.
- Holds Winthrop career records for most rebounds (910) and blocked shots (279) while starting 86 of 88 games played.
- Was a preseason first-team All-Big South pick entering her senior season at WU.
- Nunn put up 13.7 points and 11.3 rebounds per contest as a junior in 2014-15, tallying Winthrop single-season records of 333 rebounds and 109 blocks.
- She finished her junior year ranked ninth in NCAA Division I in blocks per game (3.63) and 15th in rebounds per contest (11.3).
- She was named All-Big South First Team and Big South Defensive Player of the Year in 2014-15 for her efforts.
- With 20 double-doubles as a junior, Nunn ran her career total to 49, including a 12-point and 15-rebound effort vs. Tennessee in Knoxville on Nov. 21, 2014.
- Nunn has 53 career double-digit rebounding efforts.
- She also holds a record for triple-doubles, becoming the

quickest Division I women's player to record her first one, doing so in the second game of her rookie campaign in 2012.

### HIGH SCHOOL

- Averaged a team-high 10.5 rebounds and 3.5 blocked shots as a senior at Fayette County H.S.
- Named second-team all-region and to the Fayette County All-Conference Team.
- Also lettered in volleyball and track in high school.
- Graduated in top five percent of her high school class

### PERSONAL

- Full name is Schaquilla Marie Nunn.
- Nickname is "Qui."
- Born on July 7, 1994, in New York, N.Y.
- Daughter of Charles and June Nunn and stepmother Lydia.
- Siblings include sisters Cheraunda, Shauntrice and Showniequa.
- Pursuing a master's degree in human resource management.
- Earned a B.S. in Business Administration with a concentration in finance from Winthrop.
- Recipient of the Doris Lewis Winners' Circle Scholarship.

### ■ NUNN'S CAREER STATISTICS (AT WINTHROP)

Season	GP-GS	MIN/MPG	FGs	FG Pct	3FGs	3FG Pct	FTs	FT Pct	O-R-Reb	RPG	PF-FO	Asst	TO	Blk	Stl	Pts	PPG
12-13	30-28	882/29.4	108-218	.495	0-0	.000	47-75	.627	110-194-304	10.1	83-3	11	53	97	17	263	8.8
13-14	28-28	841/30.0	124-239	.519	0-0	.000	59-52	.641	107-166-273	9.8	73-1	2	53	73	22	307	11.0
14-15	30-30	968/32.3	162-320	.506	0-0	.000	88-138	.638	122-211-333	11.1	95-4	20	92	109	34	412	13.7
<b>Totals</b>	<b>88-86</b>	<b>2691/30.6</b>	<b>394-777</b>	<b>.507</b>	<b>0-0</b>	<b>.000</b>	<b>194-305</b>	<b>.636</b>	<b>339-571-910</b>	<b>10.3</b>	<b>251-8</b>	<b>33</b>	<b>198</b>	<b>279</b>	<b>73</b>	<b>982</b>	<b>11.2</b>





## 2014-15 SEASON HIGHS

<b>Points:</b>	39 // Gallaudet, 11/15/14
<b>Rebounds:</b>	20 // Campbell, 1/27/15
<b>Assists:</b>	3 // Longwood, 12/30/14
<b>Steals:</b>	5 // Gallaudet, 11/15/14
<b>Blocks:</b>	9 // Gallaudet, 11/15/14
<b>Field Goals:</b>	18 // Gallaudet, 11/15/14
<b>3-Pointers:</b>	--
<b>Free Throws:</b>	11 // Presbyterian, 2/28/15
<b>Minutes:</b>	40 // Campbell, 3/5/15*

## BIG SOUTH HIGHS

<b>Points:</b>	24 // Radford, 1/13/15
<b>Rebounds:</b>	20 // Campbell, 1/27/15
<b>Assists:</b>	3 // Longwood, 12/30/14*
<b>Steals:</b>	4 // Charleston Southern, 1/3/15*
<b>Blocks:</b>	9 // Liberty, 1/20/15
<b>Field Goals:</b>	10 // Radford, 1/13/15*
<b>3-Pointers:</b>	--
<b>Free Throws:</b>	11 // Presbyterian, 2/28/15
<b>Minutes:</b>	40 // Campbell, 3/5/15*

\*Indicates most recent high

## CAREER HIGHS

<b>Points:</b>	39 // Gallaudet., 11/15/14
<b>Rebounds:</b>	20 // Campbell, 1/27/15
<b>Assists:</b>	3 // Longwood, 12/30/14*
<b>Steals:</b>	5 // Gallaudet, 11/15/14
<b>Blocks:</b>	10 // Mississippi St., 11/20/12
<b>Field Goals:</b>	18 // Gallaudet, 11/15/14
<b>3-Pointers:</b>	--
<b>Free Throws:</b>	11 // Presbyterian, 2/28/15
<b>Minutes:</b>	40 // Campbell, 3/5/15*

## NCAA HIGHS

<b>Points:</b>	5 // Duke, 3/22/14
<b>Rebounds:</b>	5 // Duke, 3/22/14
<b>Assists:</b>	--
<b>Steals:</b>	--
<b>Blocks:</b>	--
<b>Field Goals:</b>	2 // Duke, 3/22/14
<b>3-Pointers:</b>	--
<b>Free Throws:</b>	1 // Duke, 3/22/14
<b>Minutes:</b>	20 // Duke, 3/22/14



# JORDAN REYNOLDS

**GUARD**

**0**

SENIOR • 3L • 5-11

PORTLAND, ORE. • CENTRAL CATHOLIC H.S.

### CAREER HONORS

- SEC All-Tournament Team -- 2014-15
- SEC First-Year Academic Honor Roll -- 2013-14

### 2015-16 - JUNIOR

- Led the team with 2.6 assists per game while also adding 4.8 points and 2.3 rebounds per contest in 2015-16.
- Led the team in assists 12 times a year ago.
- Scored in double figures four times and led the team in scoring twice.
- Played in 34 games as a junior, starting on 19 occasions.
- Notched her first career double-double with 15 points and a career-high 11 rebounds in 41 minutes while also recording three assists against #13 Mississippi State on Jan. 28.
- Posted a season-high 16 points as well as seven rebounds and three assists at Texas A&M.
- Scored 12 points on 4-of-7 shooting while adding three boards, two assists and two steals against Arizona State in the NCAA Second Round.
- Tallied 10 points, eight rebounds, four assists and two steals in the SEC Tourney game vs. Arkansas.
- Scored nine points on 4-of-6 shooting and added three rebounds, two assists and two steals at Kentucky.
- Registered nine points, five rebounds and a season-high seven assists against #3 Notre Dame.
- Scored a (then) season-high eight points and tied for the team lead with two assists in front of her home-state crowd at #7/7 Oregon State.

### 2014-15 - SOPHOMORE

- Played in every game, starting in 31 of those, and averaged 7.3 points and 3.6 rebounds per contest.
- Scored 10-plus points in 10 contests, including a career high 17 vs. South Carolina in the final game of the SEC tourney.
- Led the team in scoring on three occasions and notched back-to-back double-digit point games on two occasions for the first time in her career.
- Shot 79.4 percent from the free throw line, the fourth-best mark on the team.
- Recorded 83 assists vs. only 56 turnovers, sporting a 1.5 assist-to-turnover ratio.
- Led the team in steals on nine occasions, including eight outings with three or more swipes.
- Averaged 11.3 points and 5.7 rebounds per game and made the SEC All-Tournament Team.
- Scored a career-high 17 points vs. South Carolina in the SEC Tournament championship game.
- Posted 13 points and seven boards vs. Kentucky in the SEC tourney semifinal contest.
- Had 12 points, seven rebounds, three assists and a block, and she hit the game-tying free throw vs. Gonzaga to send the game into overtime after UT had been down 17 points in the NCAA Sweet 16.
- Finished with 13 points, three steals and a pair of rebounds at Florida, setting the tone in the second half with 10 points over the final 20 minutes.
- Carded a career-high seven steals vs. Oral Roberts, the most by a Lady Vol sophomore since Loree Moore had seven in 2002.



**2013-14 - FRESHMAN**

- Key player off the bench as a rookie, earning more time as a reserve guard during the second half of the season.
- In 34 games, she posted 62 assists compared to only 34 turnovers during her first college season.
- That differential resulted in a 1.8 assist-to-turnover ratio, which ranked her second on the team.
- Connected on 18-of-23 free throw attempts, making her final 14 shots of the season to finish at 78.3 percent for the year.
- Driving force in UT's 17th SEC Tournament title, scoring a career-best 11 points, going 4-of-6 from the field and a perfect 3-for-3 from the free throw line vs. Kentucky.
- Scored nine of those points in the game's final five minutes vs. the Wildcats.
- Was trending nationally on Twitter because of her contributions in the win over UK in that game.
- Instrumental in UT's SEC semifinal game victory vs. Texas A&M, tallying nine points on four field goals made.
- With Ariel Massengale out because of injury and Andraya Carter in foul trouble, Reynolds stepped up at Ole Miss and contributed seven points, three rebounds and a steal toward the road victory.
- Sidelined during the Missouri game due to a turned left ankle in practice the day before, marking the only game of the season she did not play.

**USA/AAU BASKETBALL**

- Participated in USA tryouts for U19 team in 2013 and U16 in 2011 but was not chosen for those squads.
- Played on AAU club Team Concept along with fellow Oregonian Mercedes Russell.

**HIGH SCHOOL**

- Rated No. 26 player nationally by Women's BB Insider.
- Ranked 40th by Full Court, 42nd by espnW/HoopGurlz.

- Blue Star rated her as the No. 53 overall player.
  - Chosen a McDonald's All-American and a fourth-team MaxPreps All-American (2013).
  - Tallied 10 points, 11 rebounds, three assists and a steal to help West triumph at the McDonald's All-American game in Chicago on April 3.
  - Class 6A Player of the Year (2012)
  - Class 6A All-State First Team (2012, 2013)
  - Class 5A All-State Second Team (2011) while playing at Jefferson High School.
  - Averaged 18.5 points per contest as a senior during the 2013 season.
  - Scored a double-double of 15 points and 13 rebounds and added six assists as Central Catholic won its first-ever 6A state title (2013).
  - Named to OSAA Class 6A All-Tournament Team for her play in state tourney.
- Averaged 18.3 points, 7.5 rebounds, 5.0 assists and 4.9 steals as a junior.
- Was on Jefferson's 5A state title team in 2010.

**PERSONAL**

- Full name is Jordan Aires Reynolds.
- Born on Aug. 4, 1995, in Portland, Ore.
- Parents are Kimberly James and Gary Thomas, and her stepfather is Mark James.
- Her mom played basketball at San Diego State, and her aunt, Deborah Lange, played at Oregon.
- Siblings include Kevin, Darius, Ariel and Payton Reynolds.
- Majoring in recreation and sport management.
- Recipient of the Jim Stockdale Basketball Scholarship Endowment.
- Follow @kobeereynolds on Twitter and @jordanreynolds on Instagram.

**REYNOLDS' CAREER STATISTICS**

Season	GP-GS	MIN/MPG	FGs	FG Pct	3FGs	3FG Pct	FTs	FT Pct	O-R-Reb	RPG	PF-FO	Asst	TO	Blk	Stl	Pts	PPG
13-14	34-0	549/16.1	49-129	.380	12-49	.245	18-23	.783	7-57-64	1.9	39-0	62	34	4	31	128	3.8
14-15	36-35	923/25.6	95-253	.375	21-66	.318	50-63	.794	31-100-131	3.6	38-0	83	56	10	53	261	7.3
15-16	34-19	857/25.2	66-193	.342	7-36	.194	24-33	.727	38-98-136	4.0	56-0	89	55	7	36	163	4.8
<b>Totals</b>	<b>104-54</b>	<b>2329/22.4</b>	<b>210-575</b>	<b>.365</b>	<b>40-151</b>	<b>.265</b>	<b>92-119</b>	<b>.773</b>	<b>76-255-331</b>	<b>3.2</b>	<b>133-0</b>	<b>234</b>	<b>145</b>	<b>21</b>	<b>120</b>	<b>552</b>	<b>5.3</b>

**2015-16 SEASON HIGHS**

<b>Points:</b>	16 // Texas A&M, 2/7/16
<b>Rebounds:</b>	11 // Mississippi St., 1/28/16
<b>Assists:</b>	7 // Notre Dame, 1/18/16
<b>Steals:</b>	4 // ETSU, 12/2/15
<b>Blocks:</b>	2 // Alabama, 1/31/16
<b>Field Goals:</b>	5 // Mississippi St., 1/28/16
<b>3-Pointers:</b>	2 // Texas A&M, 2/7/16
<b>Free Throws:</b>	4 // Arizona St., 3/20/16*
<b>Minutes:</b>	41 // Mississippi St., 1/28/16

**SEC HIGHS**

<b>Points:</b>	16 // Texas A&M, 2/7/16
<b>Rebounds:</b>	11 // Mississippi St., 1/28/16
<b>Assists:</b>	6 // Arkansas, 2/6/16*
<b>Steals:</b>	4 // Vanderbilt, 3/1/15
<b>Blocks:</b>	2 // Alabama, 1/31/16*
<b>Field Goals:</b>	5 // Mississippi St., 1/28/16*
<b>3-Pointers:</b>	2 // Texas A&M, 2/7/16*
<b>Free Throws:</b>	6 // Kentucky, 2/16/14
<b>Minutes:</b>	41 // Mississippi St., 1/28/16

\*Indicates most recent high

**CAREER HIGHS**

<b>Points:</b>	17 // S. Carolina, 3/8/15
<b>Rebounds:</b>	11 // Mississippi St., 1/28/16
<b>Assists:</b>	8 // Lipscomb, 12/29/13
<b>Steals:</b>	7 // Oral Roberts, 11/17/14
<b>Blocks:</b>	2 // Alabama, 1/31/16*
<b>Field Goals:</b>	6 // S. Carolina, 3/8/15
<b>3-Pointers:</b>	3 // Kentucky, 3/7/15
<b>Free Throws:</b>	7 // Gonzaga, 3/28/15*
<b>Minutes:</b>	41 // Mississippi St., 1/28/16

**NCAA HIGHS**

<b>Points:</b>	12 // Arizona St., 3/20/16*
<b>Rebounds:</b>	7 // Maryland, 3/30/15*
<b>Assists:</b>	4 // Green Bay, 3/18/16*
<b>Steals:</b>	2 // Arizona St., 3/20/16*
<b>Blocks:</b>	1 // Gonzaga, 3/28/15*
<b>Field Goals:</b>	4 // Arizona St., 3/20/16*
<b>3-Pointers:</b>	1 // Gonzaga, 3/28/15*
<b>Free Throws:</b>	7 // Gonzaga, 3/28/15
<b>Minutes:</b>	38 // Gonzaga, 3/28/15





# MERCEDES RUSSELL

**CENTER**

**21**

RS-JUNIOR • 2L • 6-6  
SPRINGFIELD, ORE. • SPRINGFIELD H.S.

## CAREER HONORS

- NCAA Sioux Falls Regional All-Tournament Team -- 2016
- Coaches Preseason All-SEC Second Team -- 2015-16
- SEC First-Year Academic Honor Roll -- 2013-14
- SEC Freshman of the Week -- 2013-14 (12/23-12/30)

## 2015-16 - RS-SOPHOMORE

- Averaged 9.9 points and led the team with 8.3 rebounds and 1.8 blocks per game while shooting a team best 54.8 percent from the field.
- Recorded 66 blocks in the 2015-16 season, tying Kelley Cain (2011-12) for eighth-most blocks in a single season by a Lady Vol
- Averaged 1.83 blocks per game, which is the tenth-best single-season mark.
- Currently ranks sixth in career blocks per game with an average of 1.49 rejections per contest.
- Scored in double figures 20 times and had efforts of 20 or more points against Central Arkansas (20 on 11/15) and Ohio State (25 on 3/25).
- Led the team in rebounding 14 times and was the leading shot blocker 25 times, including the 11 occasions when she recorded three or more rejections.
- Averaged a double-double with 13.0 points, 10.3 rebounds and 1.0 blocks while shooting 68.6 percent in NCAA Tournament play and was named to the NCAA Sioux Falls Regional All-Tournament Team.
- Finished third all-time among UT sophomores with 11 double-doubles, trailing only Candace Parker (21) and Chamique Holdsclaw (16).
- Tallied career highs with a double-double of 25 points and 15 rebounds on 12-of-16 shooting in 37 minutes vs. #9 Ohio State in the NCAA Sweet 16
- Recorded her first-ever double-double by posting 20 points and 13 rebounds on 10-of-16 shooting against Central Arkansas in the season opener.
- Scored 15 points, pulled down 11 rebounds and added three assists and blocks vs. Arkansas on Feb. 4.
- Notched a career-high 15 rebounds and added 14 points vs. Virginia Tech.
- Tallied another double-double with a 14-point, 13-rebound, two-block effort against Penn State on Nov. 18.
- Recorded her third double-double of the season with 13 points and 10 boards on 6-of-11 shooting vs. ETSU.
- Tallied 13 points along with eight rebounds and four blocks against Syracuse on Nov. 20.
- Recorded 12 points, six boards and a team-high three assists and two blocks vs. Arizona State in the NCAA Second Round.
- Posted 12 points and 13 rebounds while also tying her career high with three assists against Alabama on Jan. 31.
- Recorded a double-double with 12 points and 10 rebounds against Kentucky.
- Scored 12 points and added two blocks in her return to her home state against #7/7 Oregon State.
- Scored a team-high 12 points and had five blocks in the 63-55 victory over UAlbany, opening the season with five straight games in double figures.

## 2014-15 - SOPHOMORE

- Sat out 2014-15 season as a redshirt, recovering from off-season surgery on both feet.

## 2013-14 - FRESHMAN

- Played in all 35 games, starting five, leading UT with 40 blocks and in field goal pct. at 59.6 percent (93-156).
- Was team's fourth-leading rebounder (5.0 rpg.) and seventh-best scorer (6.3), averaging 18.5 minutes per contest as a rookie.
- Scored in double figures nine times and had 10 or more rebounds on two occasions.
- Shot 60 percent or better from the field in 18 games as a freshman.
- Finished at 51.4 percent from the free throw line after getting off to a rocky start, but nailed 19-of-23 for 82.6 percent over the final 14 games.
- Recorded a career-best 15 points against Chattanooga, hitting seven of 11 field goals and grabbing four rebounds in 22 minutes.
- Scored 14 points against Georgia Tech, connecting on 6-of-8 shots from the field and 2-of-2 from the free throw line.
- Instrumental in UT's SEC semifinal win vs. Texas A&M, scoring 11 points, going 4-for-4 from the field and 3-for-3 from the line, and grabbing six rebounds.
- Posted career-best 11-rebound efforts vs. Missouri and at Texas A&M.
- Picked up SEC Freshman of the Week honors (Dec. 30) after scoring 12 points and tallying seven rebounds and five blocks against Lipscomb.
- Made her college debut at Middle Tennessee and contributed 11 points, seven rebounds and three blocks to the come-from-behind victory.
- Racked up a career-best six blocks against Tennessee State to go with 12 points and seven caroms.
- Shot 77.8 percent from the field (7-for-9) in NCAA post-season action.
- Led UT in scoring for the first time with 12 points against Northwestern State in the NCAA First Round, going 5-for-6 from the field and a perfect 2-for-2 from the free throw line.

## USA/AAU BASKETBALL

- Three-time gold medalist with USA Basketball.
- Most recently, she was victorious at the 2015 World University Games alongside UT teammate Diamond DeShields and with Holly Warlick serving as an assistant.
- Led 2015 WUG team with 9.2 rpg. and was third in scoring at 13.0 ppg., recording three double-doubles and shooting 53.7 percent as the USA went 6-0 in the tourney.
- Won two gold medals in international play with USA Basketball, playing for former Lady Vol Jill Rankin-Schneider.
- Member of USA squad that won FIBA U17 World Championship in Amsterdam, The Netherlands, in August 2012.
- Started all eight games for the U17 squad, averaging 8.9 points and 6.9 rebounds and hitting 64.0% from the field.
- Also struck gold in June 2011 with the USA U16 team at the FIBA Americas Championship in Merida, Mexico.

GENERAL

STAFF

PLAYERS

REVIEW

HISTORY

FACILITIES

NCAA

SEC

RECORDS

MEDIA INFO





## PLAYERS

- Set USA U16 single-game records for rebounds (15) and blocks (5) and tournament records for rebounds (11.4) and blocks (4.0) averaged.
- Started all five games, contributing 11.6 points, 11.4 rebounds and 4.0 blocks for that unit.

### HIGH SCHOOL

- Named No. 1 player in the nation in 2013 by espnW Hoop-Gurlz and Women's Basketball Insider.
- Blue Star Basketball and Full Court both ranked her as the No. 2 player.
- Highest ranked player to sign with Tennessee since Candace Parker in 2004.
- Gatorade National Girls Player of the Year (2013).
- Was presented the award on March 20 by Olympic gold medalist and WNBA star Maya Moore.
- Attended 2013 ESPYs as Gatorade National Female Athlete of the Year finalist.
- American Family Insurance All-USA Girls Basketball First Team (2013).
- Finalist for Naismith Girls High School Player of the Year (2013).
- Named a WBCA and McDonald's All-American and a first-team MaxPreps All-American (2013).
- Named MVP of McDonald's All-American game in Chicago on April 3, turning in 16 points, 12 rebounds and three blocked shots.
- Class 5A State Player of the Year (2011, 2012, 2013).

- Class 5A All-State First team (2011, 2012, 2013)
- Led Springfield to a pair of 5A state titles (2011, 2012) and a runner-up finish (2013).
- Averaged 25.1 points, 12.3 rebounds, 5.5 blocks, 3.9 assists and 2.0 steals as a senior.
- Finished her prep career with 2,273 points to rank number four all-time in the state.
- Also added 1,642 rebounds and 562 blocked shots during her career.
- Averaged 26.0 points, 15.0 rebounds, 6.0 blocks and 5.0 assists as a junior.
- Produced 24.5 points, 15.0 rebounds and 5.0 blocks per contest as a sophomore.
- Honor roll student at SHS.

### PERSONAL

- Full name is Mercedes Briann Russell.
- Born on July 27, 1995, in Springfield, Ore.
- Parents are Tammy Hill and Lorenzo Russell.
- Shoots right-handed but writes with her left hand.
- Lists Candace Parker as a role model.
- Joins Kelley Cain and Vonda Ward as the three tallest players in UT history at 6-6.
- Majoring in communication studies.
- Recipient of the Lloyd Lawson Thornton Winners' Circle Scholarship.
- Follow @MerSladezz on Twitter and @mersladezz on Instagram.

### RUSSELL'S CAREER STATISTICS

Season	GP-GS	MIN/MPG	FGs	FG Pct	3FGs	3FG Pct	FTs	FT Pct	O-R-Reb	RPG	PF-FO	Asst	TO	Blk	Stl	Pts	PPG
13-14	35-5	647/18.5	93-156	.596	0-0	.000	36-70	.514	67-107-174	5.0	53-0	18	45	40	14	222	6.3
14-15	Redshirted																
15-16	36-31	1054/29.3	148-270	.548	0-0	.000	61-112	.545	104-195-299	8.3	75-1	28	61	66	16	357	9.9
<b>Totals</b>	<b>71-36</b>	<b>1701/24.0</b>	<b>241-426</b>	<b>.566</b>	<b>0-0</b>	<b>.000</b>	<b>97-182</b>	<b>.533</b>	<b>171-302-473</b>	<b>6.7</b>	<b>128-1</b>	<b>46</b>	<b>106</b>	<b>106</b>	<b>30</b>	<b>579</b>	<b>8.2</b>

### 2015-16 SEASON HIGHS

<b>Points:</b>	25 // Ohio State., 3/25/16
<b>Rebounds:</b>	15 // Ohio State, 3/25/16*
<b>Assists:</b>	3 // Arizona St., 3/20/16*
<b>Steals:</b>	2 // LSU, 2/21/16*
<b>Blocks:</b>	5 // Albany, 11/27/15
<b>Field Goals:</b>	12 // Ohio State, 3/25/16
<b>3-Pointers:</b>	--
<b>Free Throws:</b>	6 // Albany, 11/27/15
<b>Minutes:</b>	38 // Texas A&M, 2/7/16

### SEC HIGHS

<b>Points:</b>	15 // Arkansas, 2/4/16*
<b>Rebounds:</b>	13 // Alabama, 1/31/16*
<b>Assists:</b>	3 // Arkansas, 2/4/16*
<b>Steals:</b>	2 // LSU, 2/21/16*
<b>Blocks:</b>	3 // Texas A&M, 2/7/16*
<b>Field Goals:</b>	5 // Arkansas, 2/4/16*
<b>3-Pointers:</b>	-
<b>Free Throws:</b>	5 // Arkansas, 2/4/16*
<b>Minutes:</b>	38 // Texas A&M, 2/7/16

\*Indicates most recent high

### CAREER HIGHS

<b>Points:</b>	25 // Ohio State., 3/25/16
<b>Rebounds:</b>	15 // Ohio State, 3/25/16*
<b>Assists:</b>	3 // Arizona St., 3/20/16*
<b>Steals:</b>	2 // LSU, 2/21/16*
<b>Blocks:</b>	6 // Tenn. State, 12/17/13
<b>Field Goals:</b>	12 // Ohio State, 3/25/16
<b>3-Pointers:</b>	--
<b>Free Throws:</b>	6 // UAlbany, 11/27/15
<b>Minutes:</b>	38 // Texas A&M, 2/7/16

### NCAA HIGHS

<b>Points:</b>	25 // Ohio State., 3/25/16
<b>Rebounds:</b>	15 // Ohio State, 3/25/16
<b>Assists:</b>	3 // Arizona St., 3/20/16*
<b>Steals:</b>	2 // St. John's, 3/24/14
<b>Blocks:</b>	3 // Maryland, 3/30/14
<b>Field Goals:</b>	12 // Ohio State, 3/25/16
<b>3-Pointers:</b>	-
<b>Free Throws:</b>	2 // Arizona St., 3/20/16*
<b>Minutes:</b>	36 // Ohio State, 3/25/16



**CAREER GAME-BY-GAME STATISTICS**

**TE'A COOPER**

2015-16 Opp.	Pts.	Reb.	Asts.	Blk	Stl.
*Central Ark.	22	2	6	0	4
*Penn State	14	1	1	0	3
*Syracuse	10	3	4	0	1
*Chattanooga	4	2	4	0	4
*UALbany	7	1	0	0	0
*Texas	5	1	1	0	1
ETSU	23	2	4	0	2
Virginia Tech	4	0	3	0	1
at Wichita State	9	3	0	0	1
at Stanford	4	0	2	0	1
at Oregon State	2	1	2	0	0
Stetson	13	7	6	0	4
Missouri	2	1	0	0	0
Florida	7	1	2	0	3
Auburn	0	5	1	0	1
Arkansas	2	3	0	0	0
Notre Dame	0	0	0	0	1
Vanderbilt	13	1	1	0	0
Kentucky	18	1	3	0	1
Mississippi St.	11	3	1	0	1
*Alabama	17	1	4	0	1
*Arkansas	13	5	3	0	4
*Texas A&M	2	1	2	0	0
*Vanderbilt	11	2	3	0	2
*South Carolina	4	4	2	0	1
*Ole Miss	10	1	5	0	1
*LSU	7	0	2	0	3
*Alabama	2	2	1	0	0
Georgia	21	2	3	0	0
vs. Arkansas	9	2	4	0	0
vs. Texas A&M	3	2	0	0	1
vs. Mississippi St.	3	1	0	0	0
vs. Green Bay	15	3	2	0	0
at Arizona St.	0	0	0	0	0
vs. Ohio State	16	1	2	0	0
*vs. Syracuse	8	3	0	0	1

**DIAMOND DeSHIELDS**

2013-14 Opp.	Pts.	Reb.	Asts.	Blk	Stl.
<b>At UNC</b>					
Air Force	16	1	1	0	4
Tennessee	8	1	1	0	3
at UCLA	3	5	2	0	0
Coastal Carolina	21	7	4	1	3
Coppin State	16	7	2	0	5
vs. Arkansas St.	24	4	2	0	1
vs. Arizona St.	28	8	0	0	5
vs. Illinois	18	8	4	0	2
Nebraska	11	4	4	0	0
Charleston So.	10	5	7	0	2
vs. New Orleans	20	1	4	0	2
vs. South Car.	17	6	1	0	1
High Point	4	4	0	0	1
Maryland	12	5	3	2	1
NC State	251	9	4	1	2
at Florida State	25	7	1	0	1
Clemson	24	4	3	0	0
at Boston Coll.	12	4	1	0	1
at Wake Forest	19	7	0	0	3
Syracuse	21	8	5	0	2
Miami	18	6	2	0	2
at Georgia Tech	22	9	5	0	2
at Duke	30	3	3	2	1
Pittsburgh	19	6	4	0	1
at NC State	38	4	1	0	2
at Virginia	13	5	3	0	0
Virginia Tech	8	7	3	1	1
at Notre Dame	17	9	3	0	0

Duke	18	4	4	0	0
vs. Wake Forest	17	8	3	1	3
vs. Maryland	22	1	3	0	1
vs. Duke	25	6	2	0	2
vs. UT Martin	15	1	4	0	1
vs. Michigan St.	24	12	2	0	3
vs. South Car.	19	3	0	2	2
vs. Stanford	13	4	1	1	1

**2015-16 Opp. Pts. Reb. Asts. Blk Stl.**

2015-16 Opp.	Pts.	Reb.	Asts.	Blk	Stl.
<b>At UT</b>					
Central Ark.	12	4	7	0	2
Penn State	4	3	4	0	2
Syracuse	0	3	2	0	1
Chattanooga	17	6	2	2	4
UALbany	11	1	1	0	1
Texas	24	11	1	1	1
*ETSU	31	8	5	0	7
*Virginia Tech	15	6	0	0	1
*at Wichita State	8	4	4	0	0
*at Stanford	12	4	1	1	1
at Oregon State	14	9	1	3	1
*Stetson	30	4	0	1	2
*Missouri	11	9	2	1	1
*Florida	16	4	2	2	1
*Auburn	25	6	7	2	2
*Arkansas	14	6	1	1	3
*Notre Dame	17	5	1	1	5
*Vanderbilt	11	2	4	3	3
*Kentucky	13	4	2	2	0
Mississippi St.	3	0	1	0	0
Alabama	2	5	3	0	0
Arkansas	15	7	2	2	2
Texas A&M	9	4	0	1	0
Vanderbilt	12	9	0	0	0
South Carolina	21	4	2	1	0
Ole Miss	0	4	2	1	1
LSU	19	2	1	0	2
Alabama	0	4	0	0	1
*Georgia	22	7	2	1	1
*vs. Arkansas	15	6	1	0	3
*vs. Texas A&M	21	6	4	0	1
*vs. Miss. St.	22	5	1	1	2
*vs. Green Bay	14	4	2	1	2
*at Arizona St.	24	5	1	0	3
*vs. Ohio State	10	5	7	0	1
*vs. Syracuse	20	10	5	1	1

**KORTNEY DUNBAR**

2014-15 Opp.	Pts.	Reb.	Asts.	Blk	Stl.
Penn	15	1	0	2	1
Oral Roberts	10	6	1	0	1
Winthrop	3	1	0	1	1
Tennessee St.	8	0	0	1	1
Saint Francis	6	5	0	1	0
at Lipscomb	3	1	0	1	0
Stanford	0	0	0	0	0
Missouri	0	2	1	0	0
at Vanderbilt	0	1	0	0	0
Texas A&M	0	1	0	0	0
at Arkansas	0	0	0	0	0
at Auburn	0	2	0	0	0
LSU	0	1	0	0	0
Georgia	3	0	0	0	0
at Florida	0	0	0	0	0
at Ole Miss	5	1	0	0	0
Kentucky	2	1	0	0	0
Vanderbilt	3	3	0	0	1
Georgia	3	1	0	0	0
Kentucky	0	0	0	0	0

**2015-16 Opp. Pts. Reb. Asts. Blk Stl.**

*Central Ark.	24	13	0	0	2
*Penn State	3	0	1	0	0
Syracuse	0	0	0	0	0
Chattanooga	0	2	0	0	0
UALbany	3	0	0	0	0
at Wichita State	0	1	0	0	1
at Stanford	3	0	0	1	0
*at Oregon State	0	2	0	0	1
*Stetson	5	7	1	1	1
Missouri	3	2	0	1	1
Florida	0	0	0	0	0
Auburn	6	0	0	1	0
Arkansas	6	1	0	0	0
Notre Dame	3	0	0	0	0
Alabama	6	0	0	0	1
Texas A&M	9	2	0	0	0
South Carolina	0	0	0	0	0
Ole Miss	5	1	0	0	0
LSU	6	1	0	0	0
Alabama	0	0	0	0	1
Georgia	6	0	0	0	0
vs. Arkansas	0	3	0	0	0
vs. Texas A&M	0	1	0	0	0
vs. Green Bay	3	1	0	0	0
at Arizona St.	0	0	0	0	0
vs. Ohio State	0	0	0	0	0
vs. Syracuse	3	1	0	0	0

**MEME JACKSON**

2015-16 Opp.	Pts.	Reb.	Asts.	Blk	Stl.
Syracuse	0	0	0	0	1
Chattanooga	4	2	0	0	1
UALbany	0	1	1	0	0
Texas	2	1	0	0	0
ETSU	2	1	1	0	1
Virginia Tech	0	0	2	0	0
at Wichita State	2	1	0	0	1
at Stanford	2	0	0	0	0
at Oregon State	0	3	0	0	0
Stetson	2	1	0	0	0
Missouri	0	0	0	0	0
Auburn	0	0	0	0	0
Mississippi St.	2	0	0	0	0
Alabama	0	0	0	0	0
Ole Miss	4	1	1	0	1
Alabama	0	0	0	0	0
Georgia	0	2	2	0	0
vs. Arkansas	0	0	0	0	0
vs. Green Bay	0	0	0	0	0
at Arizona St.	0	0	0	0	0
vs. Syracuse	2	0	1	0	0

**ALEXA MIDDLETON**

2014-15 Opp.	Pts.	Reb.	Asts.	Blk	Stl.
*Penn	20	6	11	0	3
*Oral Roberts	6	2	2	0	1
*Winthrop	4	1	2	0	2
Tennessee State	6	3	2	0	3
at Chattanooga	0	0	0	0	0
at Texas	0	0	0	0	0
Saint Francis	11	7	4	0	4
at Lipscomb	12	4	3	0	1
at Rutgers	0	1	0	0	0
Wichita State	10	3	1	0	0
Stanford	2	2	2	0	1
Oregon State	12	1	0	0	1
Missouri	4	3	2	0	0
at Vanderbilt	0	1	0	0	1

GENERAL

STAFF

PLAYERS

REVIEW

HISTORY

FACILITIES

NCAA

SEC

RECORDS

MEDIA INFO





# PLAYERS

Texas A&M	0	2	0	0	0
at Arkansas	0	1	2	0	1
at Auburn	0	0	0	0	0
at Notre Dame	0	1	1	0	0
LSU	7	2	2	0	0
Georgia	5	3	1	0	0
at Kentucky	0	0	0	0	0
Mississippi St.	2	2	0	0	0
at Florida	1	1	1	0	1
at Ole Miss	4	2	2	0	0
Kentucky	1	1	0	0	0
Alabama	7	1	2	0	2
at S. Carolina	0	1	0	0	0
at Georgia	3	0	1	0	0
Vanderbilt	2	0	0	0	1
Georgia	7	1	3	0	2
Kentucky	0	0	2	1	0
S. Carolina	3	1	1	0	0
Boise St.	0	0	1	0	1
Pitt	2	0	1	0	0
Gonzaga	5	0	0	0	0
Maryland	2	2	0	0	1

## 2015-16 Opp. Pts. Reb. Asts. Blk Stl.

*Central Ark.	15	5	6	0	3
*Penn State	1	2	2	0	1
Syracuse	0	3	2	0	0
Chattanooga	2	1	0	0	2
UAlbany	7	1	1	0	0
Texas	0	0	1	0	0
ETSU	0	3	5	0	3
Stetson	8	2	3	0	1
Missouri	7	0	0	0	0
Florida	2	3	1	0	2
Arkansas	2	1	5	0	0
Notre Dame	5	0	0	0	1
Vanderbilt	0	2	0	0	1
Kentucky	0	0	1	0	0
Mississippi St.	4	0	0	0	0
Alabama	5	0	2	0	0
Arkansas	6	1	0	0	1
Texas A&M	0	0	1	0	0
LSU	5	2	3	0	2
Alabama	0	0	1	0	0
Georgia	0	0	2	0	0
vs. Arkansas	4	2	1	0	0
vs. Texas A&M	6	0	0	0	0
vs. Miss. St.	0	0	0	0	0
vs. Green Bay	0	1	1	0	0
at Arizona St.	0	0	1	0	0
vs. Ohio State	0	0	0	0	0
vs. Syracuse	0	1	0	0	0

## JAIME NARED

### 2014-15 Opp. Pts. Reb. Asts. Blk Stl.

Penn	10	5	4	1	0
*Oral Roberts	9	6	4	0	1
*Winthrop	10	2	1	0	2
Tennessee St.	11	6	2	1	3
at Chattanooga	3	1	0	0	0
at Texas	0	2	0	2	1
Saint Francis	20	6	1	0	4
at Lipscomb	2	2	1	1	1
at Rutgers	2	6	2	0	0
Wichita State	2	1	0	0	1
Stanford	3	3	0	0	1
Oregon State	0	0	0	0	0
Missouri	5	4	0	0	0
at Vanderbilt	0	1	1	0	1
Texas A&M	2	2	1	0	0
at Arkansas	0	0	0	0	1
at Auburn	0	2	0	0	0
at Notre Dame	0	0	0	0	0

LSU	4	3	1	0	1
Georgia	7	1	0	2	1
at Kentucky	4	2	1	0	3
Mississippi St.	6	0	0	0	0
at Florida	10	7	0	0	0
at Ole Miss	0	5	2	1	0
Kentucky	10	4	0	2	1
*Alabama	4	3	5	0	0
at S. Carolina	2	5	1	1	0
at Georgia	0	4	1	0	0
Vanderbilt	13	5	2	0	1
Georgia	10	6	4	0	0
Kentucky	9	7	0	0	0
S. Carolina	6	3	1	0	1
Boise St.	6	10	1	0	0
Pitt	3	3	2	0	0
Gonzaga	12	6	0	1	0
Maryland	2	4	0	0	0

## 2015-16 Opp. Pts. Reb. Asts. Blk Stl.

*at Stanford	12	3	0	0	2
*at Oregon State	0	6	2	0	0
Stetson	12	2	3	0	2
*Missouri	13	3	0	0	3
*Florida	10	6	2	0	1
*Auburn	4	5	2	1	0
*Arkansas	4	6	1	0	0
*Notre Dame	11	3	0	0	0
*Vanderbilt	7	4	0	0	2
*Kentucky	5	6	1	0	0
*Mississippi St.	0	2	0	0	0
*Alabama	17	10	3	1	2
*Arkansas	7	8	4	0	0
*Texas A&M	9	5	0	0	0
*Vanderbilt	18	5	4	0	1
*South Carolina	2	1	0	0	0
*Ole Miss	10	8	0	0	1
*LSU	2	1	0	0	1
*Alabama	13	7	1	3	1
*Georgia	2	4	3	0	3
*vs. Arkansas	11	3	3	1	1
*vs. Texas A&M	4	3	2	1	0
*vs. Miss. St.	12	2	0	0	1
*vs. Green Bay	4	1	0	0	0
*at Arizona St.	11	6	2	0	0
*vs. Ohio State	9	11	5	0	1
*vs. Syracuse	14	9	6	1	0

## SCHAQUILLA NUNN

### 2012-13 Opp. Pts. Reb. Asts. Blk Stl.

At Winthrop					
*Troy	18	15	0	4	0
*at Ohio St.	4	3	0	1	0
*vs. Miss. St.	10	13	0	10	2
*vs. Oregon St.	8	7	1	4	0
*vs. Gonzaga	8	11	1	0	2
*at C of C	12	16	0	4	1
*at Bradley	0	2	0	0	0
*St. Augustine's	12	13	0	3	0
*at NC Central	6	8	0	2	1
*High Point	16	16	0	3	2
*Liberty	3	7	0	1	0
*at Saint Louis	11	10	0	5	0
at Wilm & Mary	9	6	0	1	0
at Longwood	5	16	3	1	0
*at Gard.-Webb	12	14	0	4	0
*Charleston So.	12	10	0	1	1
*Presbyterian	10	17	0	7	0
*at Campbell	6	7	1	3	0
*at Presbyterian	5	9	1	4	0
*at Char. So.	16	14	1	5	0
*Campbell	6	8	0	4	1
*at Liberty	2	5	0	1	0

*at High Point	10	11	0	4	0
*Longwood	11	8	0	3	2
*Radford	17	11	0	6	0
*Gardner-Webb	3	2	1	6	1
*UNC Asheville	10	12	0	5	2
*vs. Longwood	2	11	2	2	0
*at FGCU	17	13	0	1	1
*vs. Florida	2	9	0	2	1

## 2013-14 Opp. Pts. Reb. Asts. Blk Stl.

At Winthrop					
C of C	12	14	0	4	0
*at Davidson	11	13	0	2	2
*St. Louis	14	8	0	3	0
*William & Mary	11	13	0	3	2
*at Charlotte	12	10	0	2	0
*vs. UT Martin	30	14	0	4	0
*at Robert Morris	13	10	0	2	0
*at High Point	13	15	0	3	0
*at S Carolina	2	10	0	0	0
*Presbyterian	10	13	0	4	0
*Charleston So.	17	7	0	5	0
*at UNC Ashe.	4	8	1	4	0
*at C. Carolina	6	4	0	2	1
*Liberty	20	13	0	5	2
*Longwood	14	12	0	1	0
*at Campbell	16	13	0	3	2
*at Presbyterian	13	12	0	1	1
*Gardner-Webb	2	6	0	5	1
*UNC Asheville	10	11	0	4	0
*Radford	17	12	0	4	4
*at Longwood	2	11	0	2	2
*at Liberty	6	6	0	2	0
*High Point	10	7	0	2	1
*Campbell	10	10	1	3	2
*at C. Carolina	11	8	0	4	0
*vs. Liberty	8	6	0	1	1
*vs. High Point	8	2	0	0	1
*at Duke	5	5	0	0	0

## 2014-15 Opp. Pts. Reb. Asts. Blk Stl.

At Winthrop					
*Gallaudet	39	16	0	9	5
*Furman	19	12	0	7	3
*at Tennessee	12	15	0	1	1
*at NC Central	3	4	0	0	0
*Auburn	6	10	1	1	2
*Campbell	7	10	2	5	2
*at Ohio St.	4	10	1	0	0
*Davidson	15	16	2	6	2
*Mason	14	9	0	2	0
*at Wichita St.	8	11	0	1	0
*Longwood	21	17	3	2	1
*at Char. So.	19	5	0	3	4
*Gardner-Webb	8	6	0	8	0
*UNC Asheville	18	14	0	4	1
*at High Point	7	5	0	4	0
*at Radford	24	16	0	6	1
*at C. Carolina	10	8	0	3	0
*Liberty	11	8	2	9	2
*Presbyterian	15	14	1	2	0
*at Longwood	14	17	2	4	0
*Charleston So.	5	12	0	6	0
*at Campbell	8	13	1	0	3
*at UNC Ashe.	10	10	1	6	1
*High Point	18	12	0	1	3
*at Gard.-Webb	5	3	0	3	0
*Radford	17	12	1	5	0
*C. Carolina	22	5	1	4	1
*at Liberty	11	11	1	2	1
*at Presbyterian	21	12	0	4	0
*vs. Campbell	21	20	1	1	1



### JORDAN REYNOLDS

2013-14 Opp.	Pts.	Reb.	Asts.	Blk	Stl.
at MTSU	0	0	0	0	0
at UNC	5	3	0	0	1
Chattanooga	9	4	1	0	0
Georgia Tech	0	0	2	0	1
Oakland	5	4	4	0	3
Virginia	5	1	0	0	0
SMU	5	4	3	0	2
Texas	2	1	1	0	2
Troy	5	2	1	0	1
Tennessee State	6	3	6	0	2
at Stanford	0	1	1	0	0
Lipscomb	5	6	8	0	1
LSU	0	0	0	0	0
Georgia	0	2	1	0	0
Ole Miss	7	5	4	1	1
Vanderbilt	0	0	0	0	0
Mississippi State	0	1	0	0	0
Notre Dame	0	0	0	0	0
Florida	4	2	2	0	3
Texas A&M	2	1	0	0	0
Arkansas	5	1	3	0	0
Alabama	1	2	0	0	1
Ole Miss	7	3	2	0	1
Vanderbilt	4	1	2	1	0
Kentucky	8	1	2	0	2
Auburn	2	2	3	0	2
LSU	0	1	3	0	1
South Carolina	4	1	3	0	1
LSU	6	3	3	2	3
Texas A&M	9	0	1	0	0
Kentucky	11	3	1	0	1
Northwestern St.	7	3	3	0	0
St. John's	2	1	1	0	1
Maryland	2	2	1	0	1

2014-15 Opp.	Pts.	Reb.	Asts.	Blk	Stl.
*Penn	0	8	5	0	3
*Oral Roberts	5	4	7	1	7
*Winthrop	6	8	7	0	0
*Tennessee St.	7	1	4	0	3
*at Chattanooga	6	3	1	0	1
*at Texas	10	3	0	0	2
*Saint Francis	2	4	1	0	2
*at Lipscomb	4	3	2	0	1
*at Rutgers	6	2	1	1	0
*Wichita State	4	0	3	0	0
*Stanford	2	3	3	0	3
*Oregon State	7	4	1	0	3
*Missouri	10	4	3	0	1
*at Vanderbilt	11	1	1	0	0
*Texas A&M	7	0	6	0	1
*at Arkansas	8	6	1	0	0
*at Auburn	11	5	2	0	3
*at Notre Dame	4	0	0	0	0
*LSU	9	1	1	0	0
*Georgia	15	4	1	0	2
*at Kentucky	8	3	3	1	2
*Mississippi St.	5	1	1	0	0
*at Florida	13	2	1	0	3
*at Ole Miss	8	2	0	0	1
*Kentucky	2	0	1	0	1
Alabama	2	7	2	0	1
*at S. Carolina	10	1	3	0	0
*at Georgia	8	6	2	1	1
*Vanderbilt	0	3	5	2	4
*Georgia	4	6	2	1	1
*Kentucky	13	7	2	1	1
*S. Carolina	17	4	1	1	1
*Boise St.	8	5	1	0	1
*Pitt	9	6	4	1	1
*Gonzaga	12	7	3	1	1
*Maryland	8	7	2	0	2

2015-16 Opp.	Pts.	Reb.	Asts.	Blk	Stl.
Penn State	4	1	5	0	1
*Syracuse	4	6	1	0	2
*Chattanooga	2	5	0	0	1
*UAlbany	6	6	4	0	1
*Texas	4	2	1	0	3
*ETSU	4	2	3	0	4
*Virginia Tech	1	3	2	0	0
*at Wichita State	3	2	3	0	2
at Stanford	1	3	1	0	0
at Oregon State	8	1	2	0	0
Stetson	2	3	2	0	0
Missouri	5	5	1	0	1
Florida	3	5	1	1	1
Auburn	4	4	5	0	2
Arkansas	7	8	3	1	1
Notre Dame	9	5	7	0	1
Vanderbilt	3	2	2	0	1
Kentucky	9	3	2	0	2
*Mississippi St.	15	11	3	0	1
*Alabama	0	5	5	2	1
*Arkansas	8	2	6	1	1
*Texas A&M	16	7	3	0	0
*Vanderbilt	0	0	0	0	2
South Carolina	2	6	1	1	0
Ole Miss	6	8	3	1	1
LSU	0	1	1	0	0
Alabama	2	8	2	0	3
*Georgia	5	3	5	0	1
*vs. Arkansas	10	8	4	0	2
*vs. Texas A&M	0	1	1	0	0
*vs. Miss. St.	2	3	2	0	0
*vs. Green Bay	4	3	4	0	0
*at Arizona St.	12	3	2	0	2
*vs. Ohio State	2	1	2	0	0

### MERCEDES RUSSELL

2013-14 Opp.	Pts.	Reb.	Asts.	Blk	Stl.
at MTSU	11	7	1	3	1
at UNC	2	4	0	1	1
Chattanooga	15	4	0	1	0
Georgia Tech	14	5	0	0	0
Oakland	10	5	0	0	0
Virginia	4	3	0	1	1
SMU	9	7	0	0	1
*Texas	2	4	0	0	0
Troy	10	8	1	2	2
Tennessee State	12	7	0	6	0
at Stanford	2	2	1	1	0
Lipscomb	12	7	2	5	0
LSU	9	4	0	1	0
*Georgia	7	5	1	1	0
*Ole Miss	2	7	0	3	1
*Vanderbilt	2	5	1	0	0
*Mississippi State	6	5	0	1	0
Notre Dame	7	4	1	1	0
Florida	6	8	1	0	0
Texas A&M	8	11	1	1	1
Arkansas	7	0	1	1	0
Alabama	2	2	1	1	0
Ole Miss	6	7	1	0	0
Vanderbilt	7	2	0	2	0
Kentucky	2	3	0	0	0
Auburn	7	5	0	1	1
Missouri	6	11	0	2	0
LSU	2	4	0	0	2
South Carolina	2	4	0	0	0
LSU	2	1	0	1	1
Texas A&M	11	6	1	0	0
Kentucky	2	1	0	0	0
Northwestern St.	12	5	1	0	0
St. John's	2	9	3	1	2
Maryland	2	2	0	3	0

2015-16 Opp.	Pts.	Reb.	Asts.	Blk	Stl.
*Central Ark.	20	13	2	3	0
*Penn State	14	13	1	2	0
*Syracuse	13	8	1	4	2
*Chattanooga	13	4	0	0	1
*UAlbany	12	5	1	5	1
*Texas	6	7	0	3	1
*ETSU	13	10	1	1	1
*Virginia Tech	14	15	1	2	0
*at Wichita State	4	8	1	0	0
*at Stanford	7	8	0	0	0
*at Oregon State	12	2	0	2	1
*Stetson	11	8	0	2	0
*Missouri	11	7	0	3	0
*Florida	8	7	0	3	2
*Auburn	10	13	1	3	1
*Arkansas	10	11	1	1	0
*Notre Dame	6	6	1	1	0
*Vanderbilt	8	5	1	1	0
*Kentucky	12	10	0	1	0
*Mississippi St.	8	10	1	1	0
*Alabama	12	13	3	2	0
*Arkansas	15	11	3	3	0
*Texas A&M	11	9	2	3	0
*Vanderbilt	11	8	0	2	1
*South Carolina	5	8	0	2	1
*Ole Miss	0	0	0	0	0
LSU	7	7	0	2	2
*Alabama	10	11	1	1	1
Georgia	4	5	0	1	0
vs. Arkansas	6	4	0	1	0
vs. Texas A&M	8	5	0	3	0
vs. Miss. St.	4	7	0	4	0
*vs. Green Bay	8	13	1	2	0
*vs. Arizona St.	12	6	3	2	1
*vs. Ohio State	25	15	1	0	0
*vs. Syracuse	7	7	0	0	0

GENERAL

STAFF

PLAYERS

REVIEW

HISTORY

FACILITIES

NCAA

SEC

RECORDS

MEDIA INFO





## LADY VOL CAREER PRODUCTION TRACKER

<b>TE'A COOPER</b>	<b>2015-16</b>	<b>Career</b>
Had a Double-Double	--	--
Scored 10+ Points	15	15
Scored 20+ Points	3	3
Led UT in Scoring	4	4
Led UT in 3-pt Made	8	8
Led UT in Assists	10	10
Led UT in Steals	10	10
Made 3+ 3-pt	5	5
Had 3+ Steals	7	7

<b>DIAMOND DESHIELDS</b>	<b>2015-16</b>	<b>Career</b>
Had a Double-Double	2	3
Scored 10+ Points	28	56
Scored 20+ Points	10	24
Led UT in Scoring	20	20
Led UT in 3-pt Made	17	17
Led UT in Assists	9	9
Led UT in Steals	12	12
Made 3+ 3-pt	4	9
Had 3+ Steals	7	15

<b>KORTNEY DUNBAR</b>	<b>2015-16</b>	<b>Career</b>
Had a Double-Double	1	1
Scored 10+ Points	1	3
Scored 20+ Points	1	1
Led UT in Scoring	1	1
Led UT in 3-pt Made	6	11
Led UT in Rebounding	1	1
Led UT in Steals	--	--
Made 3+ 3-pt	2	3
Had 3+ Steals	--	--

<b>MEME JACKSON</b>	<b>2015-16</b>	<b>Career</b>
Had a Double-Double	--	--
Scored 10+ Points	--	--
Scored 20+ Points	--	--
Led UT in Scoring	--	--
Led UT in 3-pt Made	1	1
Led UT in Rebounding	--	--
Led UT in Steals	--	--
Made 3+ 3-pt	--	--
Had 3+ Steals	--	--

<b>ALEXA MIDDLETON</b>	<b>2015-16</b>	<b>Career</b>
Had a Double-Double	--	1
Scored 10+ Points	1	6
Scored 20+ Points	--	1
Led UT in Scoring	--	--
Led UT in 3-pt Made	2	2
Led UT in Assists	3	6
Led UT in Steals	--	5
Made 3+ 3-pt	--	--
Had 3+ Steals	1	4

<b>JAIME NARED</b>	<b>2015-16</b>	<b>Career</b>
Had a Double-Double	1	1
Scored 10+ Points	13	22
Scored 20+ Points	--	1
Led UT in Scoring	4	5
Led UT in 3-pt Made	6	6
Led UT in Rebounding	--	--
Led UT in Steals	2	7
Made 3+ 3-pt	--	--
Had 3+ Steals	2	5

<b>SCHAQUILLA NUNN</b>	<b>2014-15</b>	<b>Career</b>
Had a Double-Double	15	44
Scored 10+ Points	21	55
Scored 20+ Points	6	8
Led UT in Scoring	--	--
Led UT in Blocks	--	--
Led UT in Rebounding	--	--
Led UT in Steals	--	--
Had 3+ Blocks	18	51
Had 10+ Rebounds	21	55

<b>JORDAN REYNOLDS</b>	<b>2015-16</b>	<b>Career</b>
Had a Double-Double	1	1
Scored 10+ Points	4	15
Scored 20+ Points	--	--
Led UT in Scoring	2	5
Led UT in 3-pt Made	2	9
Led UT in Assists	12	25
Led UT in Steals	8	21
Made 3+ 3-pt	--	1
Had 3+ Steals	3	14

<b>MERCEDES RUSSELL</b>	<b>2015-16</b>	<b>Career</b>
Had a Double-Double	11	11
Scored 10+ Points	20	29
Scored 20+ Points	2	2
Led UT in Scoring	3	4
Led UT in Blocks	25	42
Led UT in Rebounding	14	17
Led UT in Steals	2	4
Had 3+ Blocks	11	16
Had 10+ Rebounds	13	15





2015-16  
**REVIEW**



## ■ 2015-16 POSTSEASON NOTEBOOK

### **NCAA ELITE EIGHT PLAYING THEIR BEST WHEN IT COUNTS**

- Tennessee advanced to the NCAA Elite Eight for the third time in four seasons under Holly Warlick and the 28th time in school history.
- The No. 7 seed Lady Vols fell to No. 4 seed Syracuse in the Sioux Falls Regional Championship game, 89-67.
- Seniors Bashaara Graves and Nia Moore played their final game as Lady Vols against Syracuse.
- That game also was the last in uniform for red-shirt juniors Andraya Carter and Jasmine Jones, both of whom retired from basketball a year early due to chronic injuries.
- Diamond DeShields and Mercedes Russell were named to the Sioux Falls Regional All-Tournament Team.
- UT made it to the regional title game by leading for 38:10 of game action and taking down No. 3 seed Ohio State, 78-62. Mercedes Russell had a career-high 25 points and tied a career-best mark with 15 rebounds in leading the Lady Vols to a win over the number-nine-ranked team in the country.
- Tennessee traveled to Tempe, Arizona for the first two rounds of the NCAA Tournament.
- The Lady Vols defeated No. 2 seed Arizona State, 75-64, on their home court, thanks in part to 16-of-18 free throw shooting while dealing with the Sun Devils' famed "Curtain of Distraction."
- Tennessee completed their largest comeback of the season against No. 10 seed Green Bay in the opening round of the NCAA Tournament. The Phoenix were up 24-16 in the first half, but the Lady Vols closed the period on an 11-3 run to tie the game and went on to win, 59-53.

### **SEC SEMIFINALS**

#### **LADY VOLS WIN TWICE AT SEC TOURNEY**

- The Lady Vols advanced to the semifinals of the SEC Tournament with two double-digit wins at the first SEC Tourney held in Jacksonville, Fla.
- UT entered the tournament as the No. 7 seed and defeated Arkansas, 68-51, as Jordan Reynolds had 10 points, eight rebounds and four assists.
- The Lady Vols won their second consecutive game the next day, defeating No. 2 seed and #16/16 ranked Texas A&M, 70-60, as Diamond DeShields and Bashaara Graves combined for 40 points.
- Tennessee fell to No. 3 seed and #15/15-ranked Mississippi State, 58-48, while playing their third game in three days. DeShields scored 22 points and Graves pulled down 15 rebounds.
- Diamond DeShields was named to the SEC All-Tournament Team, averaging 19.3 points and 5.7 rebounds during the Lady Vols' three-game run.

### **UT WINS 22 GAMES 20 WINS IN 40 STRAIGHT SEASONS**

- Tennessee finished in a tie for seventh place in the SEC with Missouri and Auburn at 8-8.

- UT finished with 22 wins in 2015-16 which is the 40th consecutive season the Lady Vols have reached the 20-victory plateau.
- Tennessee used 14 different starting lineup combinations in 2015-16. The most they were able to use any one starting lineup combination was an eight-game stretch where Bashaara Graves, Jaime Nared, Mercedes Russell, Andraya Carter and Diamond DeShields started together in the middle of the season.

### **SAD GOODBYES FOUR PLAYERS SAY FAREWELL**

- Tennessee lost two seniors off its 2015-16 squad, including 6-foot-2 forward Bashaara Graves and 6-3 center Nia Moore. UT also lost 6-2 forward Jasmine Jones and 5-9 guard Andraya Carter, a pair of redshirt juniors who saw their careers end early due to injuries.
- The four players were part of the first recruiting class for Head Coach Holly Warlick.
- Graves and Jones earned degrees in sociology, while Moore earned a degree in psychology. Carter finished her undergraduate work in communication studies in August 2015 and began work on a master's in sport psychology during what turned out to be her final season.
- All of the players but Carter were saluted on Senior Night, when Tennessee defeated Georgia on Feb. 28, 2016, 80-60. Carter didn't announce her decision not to return until Aug. 3, 2016.

### **WNBA TAKES GRAVES GRAVES IS 37TH LADY VOL SELECTED**

- Graves became the 37th Lady Vol to be taken in the 20 years of the WNBA draft when she was selected in the second round, 22nd overall by the Minnesota Lynx.
- Graves is the sixth Tennessee student-athlete taken in the Holly Warlick's four years as head coach. Graves joins Kamiko Williams (2013, 2nd round, 15th pick), Meighan Simmons (2014, 3rd round, 26th pick), Isabelle Harrison (2015, 1st round, 12th pick), Cierra Burdick (2015, 2nd round, 14th pick) and Ariel Massengale (3rd round, 29th pick).

### **1000-POINT CLUB**

#### **DESHIELDS AMONG QUICKEST TO 1000**

- Diamond DeShields reached the 1,000-point plateau in her college career vs. LSU on February 21. She hit a three-pointer with 9:38 to go in the third quarter. She entered the game needing five points to reach 1,000 career points.
- DeShields became only the sixth player to surpass 1,000 points while in her second season as a Lady Vol and the 45th UT player in a career.
- The only Lady Vols to have more points after their sophomore seasons at UT are Chamique Holdsclaw (1,386), Candace Parker (1,328) and Tamika Catchings (1,274).



- DeShields scored 648 points as a freshman at North Carolina in 2013-14 before sitting out the 2014-15 season due to NCAA transfer rules.
- DeShields notched 514 points in 2015-16.

## **GRAVES JOINS ELITE FIFTH WITH 1,500 POINTS/1,000 BOARDS**

- Bashaara Graves joined a very select group of players in Lady Vol basketball history as she became the fifth player in program history to rack up 1,500 career points and 1,000 rebounds.
- Graves reached 1,500 points in her final career game against Syracuse in the Elite Eight.
- With her first rebound at the 8:27 mark of the first quarter against Mississippi State, Graves became the fifth member of UT's 1000-rebound club.
- Graves finished her UT career with 1,509 career points, which is 19th most in Tennessee history, and 1,044 career boards, which ranks third all-time in Lady Vol history.
- Chamique Holdsclaw (3,025 pts., 1,295 rebs., 1995-99), Glory Johnson (1,642 pts., 1,218 rebs., 2008-12), Sheila Frost (1,790 pts., 1,043 rebs., 1985-89) and Tamika Catchings (2,113 pts., 1,004 rebs., 1997-01) are the other four players to accomplish that feat in Tennessee's rich history.

## **AWARDS & HONORS COOPER, DESHIELDS, GRAVES & RUSSELL**

- The SEC coaches postseason awards were announced on March 1, and Te'a Cooper was named to the SEC Coaches' All-Freshman team.
- Redshirt junior guard Andraya Carter was named to the SEC Community Service Team.
- Carter also earned the Arthur Ashe Jr. Female Sports Scholar of the Year as well as the Arthur Ashe Jr. Women's Basketball Award winner.
- The AP named Diamond DeShields and Bashaara Graves to its All-SEC Second Team.
- The AP tabbed Bashaara Graves as an Honorable Mention All-American.
- Te'a Cooper was named SEC Freshman of the Week on January 26 after averaging 15.5 points and two assists while shooting 56.5 percent from the field and 80 percent from the three-point arc against Vandy and Kentucky.
- Graves earned SEC Co-Player of the Week and TSWA Player of the Week on Nov. 24 after tallying three double-doubles and starting her season with 16 straight made shots.

## **ACADEMIC ACCLAIM SIX MAKE SEC ACADEMIC HONOR ROLL**

- UT had six on the SEC Academic Honor Roll.
- The group included Andraya Carter, Diamond DeShields, Kortney Dunbar, Bashaara Graves, Alexa Middleton and Jaime Nared.

## **DOUBLE-DOUBLES RUSSELL, GRAVES LEAD THE WAY**

- In 36 games, Tennessee had six players post a combined total of 24 double-doubles.

- Mercedes Russell finished with 11, Bashaara Graves had eight, Diamond DeShields recorded two, and Kortney Dunbar, Jordan Reynolds and Jaime Nared each notched one.
- Russell played 35 games as a freshman without a double-double, but secured 11 as a redshirt sophomore to stand tied for third all-time among UT sophomores and tied for 26th among all Lady Vols.
- Graves finished the season with eight double-doubles, which is 10th-most by a senior and brought her career total to 29. That tally ranked Graves ninth at UT.
- Graves finished the year second among all active players in the SEC behind Alaina Coates of South Carolina who has 42 career double-doubles.
- Kortney Dunbar had career highs with her double-double vs. Central Arkansas, tallying 24 points and 13 rebounds in 34 minutes.
- Diamond DeShields posted 24 points and 11 rebounds for her first Lady Vol double-double to go with one she had at North Carolina.
- DeShields recorded a double-double against Syracuse in the Elite Eight of the NCAA Tournament as she finished with 20 points and 10 rebounds.
- Jaime Nared recorded her first career double-double vs. Alabama, carding 17 points and 10 rebounds to lead Tennessee vs. the Tide. Russell had 12 points and 13 rebounds in that contest.
- Jordan Reynolds recorded her first career double-double, notching 15 points and 11 rebounds in 41 minutes against #13 Mississippi State.

## **WARLICK NABS 100 SEVENTH MOST WINS IN FOUR YEARS**

- On Feb. 4, 2016, Holly Warlick became the 17th coach in NCAA Division I history to reach 100 career wins in her first four seasons as an NCAA Division I head coach, as the Lady Vols defeated Arkansas, 75-57.
- Warlick became only the sixth coach since 1992 to reach 100 wins and joined Kristy Curry (Purdue, 1999-2003/now at Alabama) as the only Power Five coaches in the past 24 years to win 100 in their first four years.
- Warlick was the seventh fastest in the number of days to reach 100, doing so in 1,182. The only others arriving faster were Sonja Hogg, Louisiana Tech (1107); Jody Conradt, Texas (1128); Leon Barmore, Louisiana Tech (1131); Matt Bollant, Wisconsin-Green Bay (1163); Andy Landers, Georgia (1170); Karl Smesko, Florida Gulf Coast (1174).
- Warlick finished the season with 108 career victories, which is the seventh most by a coach in her first four years. She won 27 in 2012-13, 29 in 2013-14, 30 in 2014-15 before a 22-win season in 2015-16.
- Warlick had the second most wins by a Power Five coach in their first four seasons only trailing Jody Conradt (Texas, 1982-86), who had 125 wins.
- Warlick ranks second in most wins in her first four seasons in the past 25 years, trailing only Matt Bollant (Wisconsin-Green Bay, 2007-11) who notched 116 wins in his first four years at the helm of the Phoenix.

GENERAL

STAFF

PLAYERS

REVIEW

HISTORY

FACILITIES

NCAA

SEC

RECORDS

MEDIA INFO





■ 2015-16 CUMULATIVE STATISTICS (36 GAMES)

PLAYER	GP-GS	MIN-AVG	TOTAL		3-PTS		FT-FTA	PCT	REBOUNDS				PF	FO	A	TO	BLK	STL	PTS	AVG
			FG-FGA	PCT	3FG-FGA	PCT			OFF	DEF	TOT	AVG								
DESHIELDS	36-20	965/26.8	195-499	.391	36-145	.248	88-115	.765	50	136	186	5.2	91	2	82	115	29	58	514	14.3
GRAVES	33-30	979/29.7	128-238	.538	0-3	.000	84-114	.737	109	164	273	8.3	69	0	44	46	11	31	340	10.3
RUSSELL	36-31	1054/29.3	148-270	.548	0-0	.000	61-112	.545	104	195	299	8.3	75	1	28	61	66	16	357	9.9
COOPER	36-15	795/22.1	117-317	.369	25-96	.260	52-72	.722	14	54	68	1.9	110	4	74	97	0	43	311	8.6
NARED	27-26	676/25.0	75-219	.342	13-49	.265	60-81	.741	60	70	130	4.8	55	2	44	47	8	22	223	8.3
JONES	6-3	102/17.0	12-35	.343	0-2	.000	6-7	.857	11	16	27	4.5	9	0	8	10	5	5	30	5.0
CARTER	36-25	943/26.2	59-165	.358	15-59	.254	40-50	.800	32	52	84	2.3	66	2	62	61	10	54	173	4.8
REYNOLDS	34-19	857/25.2	66-193	.342	7-36	.194	24-33	.727	38	98	136	4.0	56	0	89	55	7	36	163	4.8
DUNBAR	27-4	222/8.2	34-88	.386	25-75	.333	1-3	.333	10	28	38	1.4	13	0	2	6	4	8	94	3.5
MIDDLETON	29-2	346/11.9	32-84	.381	9-35	.257	14-18	.778	14	20	34	1.2	22	1	41	37	0	17	87	3.0
MOORE	24-5	174/7.3	21-54	.389	0-0	.000	6-8	.750	21	24	45	1.9	24	1	3	12	10	5	48	2.0
JACKSON	21-0	137/6.5	9-35	.257	1-16	.063	3-6	.500	5	8	13	0.6	16	0	8	8	0	5	22	1.0
TEAM									72	76	148	4.1	1		23				0	
<b>TOTAL</b>	<b>36</b>		<b>896-2197</b>	<b>.408</b>	<b>131-516</b>	<b>.254</b>	<b>439-619</b>	<b>.709</b>	<b>540</b>	<b>941</b>	<b>1481</b>	<b>41.1</b>	<b>607</b>	<b>13</b>	<b>485</b>	<b>578</b>	<b>150</b>	<b>300</b>	<b>2362</b>	<b>65.6</b>
<b>OPPONENTS</b>	<b>36</b>		<b>772-2092</b>	<b>.369</b>	<b>180-581</b>	<b>.310</b>	<b>401-572</b>	<b>.701</b>	<b>450</b>	<b>839</b>	<b>1289</b>	<b>35.8</b>	<b>666</b>	<b>-</b>	<b>375</b>	<b>585</b>	<b>107</b>	<b>290</b>	<b>2125</b>	<b>59.0</b>

■ 2015-16 SEC STATISTICS (16 GAMES)

Player	GP-GS	Min-Avg	TOTAL		3-PTS		FT-FTA	Pct	REBOUNDS				PF	FO	A	TO	Blk	Stl	Pts	Avg
			FG-FGA	Pct	3FG-FGA	Pct			Off	Def	Tot	Avg								
DESHIELDS	16-7	395/24.7	73-201	.363	13-59	.220	34-46	.739	20	57	77	4.8	39	1	31	64	17	17	193	12.1
GRAVES	14-12	426/30.4	52-111	.468	0-2	.000	34-43	.791	46	72	118	8.4	28	0	19	22	5	6	138	9.9
RUSSELL	16-14	433/27.1	53-104	.510	0-0	.000	36-65	.554	44	91	135	8.4	39	1	13	23	29	8	142	8.9
COOPER	16-8	372/23.3	57-153	.373	13-45	.289	13-23	.565	5	28	33	2.1	47	2	33	37	0	18	140	8.8
NARED	16-16	383/23.9	44-115	.383	5-24	.208	30-41	.732	41	40	81	5.1	31	1	21	26	5	15	123	7.7
CARTER	16-15	441/27.6	29-78	.372	12-38	.316	22-28	.786	13	29	42	2.6	31	0	25	31	5	21	92	5.8
REYNOLDS	16-6	403/25.2	33-88	.375	5-15	.333	14-20	.700	19	59	78	4.9	24	0	43	26	7	17	85	5.3
DUNBAR	11-0	81/7.4	16-41	.390	14-39	.359	1-1	1.000	2	5	7	0.6	4	0	0	2	2	3	47	4.3
MIDDLETON	13-0	170/13.1	16-40	.400	4-15	.267	3-5	.600	3	10	13	1.0	13	1	18	16	0	6	39	3.0
MOORE	13-2	112/8.6	14-36	.389	0-0	.000	6-8	.750	17	16	33	2.5	15	0	3	8	7	4	34	2.6
JACKSON	7-0	34/4.9	2-5	.400	0-0	.000	2-2	1.000	1	2	3	0.4	3	0	3	3	0	1	6	0.9
JONES	1-0	0/0.0	0-1	.000	0-1	.000	0-0	.000	0	0	0	0.0	0	0	0	0	0	0	0	0.0
TEAM									33	33	66	4.1	1		8				0	
<b>TOTAL</b>	<b>16</b>		<b>389-973</b>	<b>.400</b>	<b>66-238</b>	<b>.277</b>	<b>195-282</b>	<b>.691</b>	<b>244</b>	<b>442</b>	<b>686</b>	<b>42.9</b>	<b>275</b>	<b>6</b>	<b>209</b>	<b>266</b>	<b>77</b>	<b>116</b>	<b>1039</b>	<b>64.9</b>
<b>OPPONENTS</b>	<b>16</b>		<b>337-946</b>	<b>.356</b>	<b>62-214</b>	<b>.290</b>	<b>197-278</b>	<b>.709</b>	<b>201</b>	<b>367</b>	<b>568</b>	<b>35.5</b>	<b>312</b>	<b>-</b>	<b>157</b>	<b>245</b>	<b>42</b>	<b>124</b>	<b>933</b>	<b>58.3</b>

■ 2015-16 NCAA STATISTICS (4 GAMES)

Player	GP-GS	Min-Avg	TOTAL		3-PTS		FT-FTA	Pct	REBOUNDS				PF	FO	A	TO	Blk	Stl	Pts	Avg
			FG-FGA	Pct	3FG-FGA	Pct			Off	Def	Tot	Avg								
DESHIELDS	4-4	136/34.0	24-67	.358	5-20	.250	15-21	.714	5	19	24	6.0	13	1	16	9	2	7	68	17.0
RUSSELL	4-4	133/33.2	24-35	.686	0-0	.000	4-9	.444	12	29	41	10.3	7	0	5	7	4	1	52	13.0
COOPER	4-1	90/22.5	16-27	.593	2-5	.400	5-5	1.000	4	3	7	1.8	12	1	4	12	0	1	39	9.8
GRAVES	4-4	111/27.8	14-27	.519	0-1	.000	10-12	.833	9	21	30	7.5	9	0	6	7	1	4	38	9.5
NARED	4-4	116/29.0	11-37	.297	3-8	.375	13-16	.813	10	17	27	6.8	6	0	13	12	1	1	38	9.5
REYNOLDS	3-3	69/23.0	6-14	.429	0-1	.000	6-7	.857	2	5	7	2.3	3	0	8	2	0	2	18	6.0
CARTER	4-0	75/18.8	3-11	.273	0-2	.000	4-4	1.000	3	6	9	2.3	5	0	5	6	1	4	10	2.5
MOORE	4-0	19/4.8	4-5	.800	0-0	.000	0-0	.000	1	2	3	0.8	6	1	0	2	1	0	8	2.0
DUNBAR	4-0	22/5.5	2-7	.286	2-7	.286	0-0	.000	1	1	2	0.5	1	0	0	0	0	0	6	1.5
JACKSON	3-0	12/4.0	1-2	.500	0-1	.000	0-0	.000	0	0	0	0.0	1	0	1	1	0	0	2	0.7
MIDDLETON	4-0	17/4.3	0-2	.000	0-0	.000	0-0	.000	1	1	2	0.5	0	0	2	1	0	0	0	0.0
TEAM									12	9	21	5.3	0		2				0	
<b>TOTAL</b>	<b>4</b>		<b>105-234</b>	<b>.449</b>	<b>12-45</b>	<b>.267</b>	<b>57-74</b>	<b>.770</b>	<b>60</b>	<b>113</b>	<b>173</b>	<b>43.2</b>	<b>63</b>	<b>3</b>	<b>60</b>	<b>61</b>	<b>10</b>	<b>20</b>	<b>279</b>	<b>69.8</b>
<b>OPPONENTS</b>	<b>4</b>		<b>97-255</b>	<b>.380</b>	<b>33-97</b>	<b>.340</b>	<b>41-54</b>	<b>.759</b>	<b>52</b>	<b>78</b>	<b>130</b>	<b>32.5</b>	<b>79</b>	<b>-</b>	<b>44</b>	<b>38</b>	<b>8</b>	<b>38</b>	<b>268</b>	<b>67.0</b>



## 2015-16 GAME-BY-GAME RESULTS

RECORD:	OVERALL	HOME	AWAY	NEUTRAL
<b>ALL GAMES</b>	22-14	13-4	5-8	4-2
<b>CONFERENCE</b>	8-8	6-2	2-6	0-0
<b>NON-CONFERENCE</b>	14-6	7-2	3-2	4-2
<b>NCAA</b>	3-1	0-0	1-0	2-1

DATE	TIME	OPPONENT	W/L	SCORE	ATTEND	HIGH POINTS	HIGH REBOUNDS
11/15/15	2:01 p.m.	CENT. ARKANSAS	W	102-47	9709	(24)Dunbar, Kortney	(13)Russell, Mercedes (13)Dunbar, Kortney
11/18/15	8:01 p.m.	PENN STATE	W	74-66	8858	(24)Graves, Bashaara	(13)Graves, Bashaara (13)Russell, Mercedes
11/20/15	7:01 p.m.	SYRACUSE	W	57-55	10007	(16)Graves, Bashaara	(10)Graves, Bashaara
11/23/15	7:01 p.m.	CHATTANOOGA	W	59-57	9449	(17)DeShields, Diamond	(11)Graves, Bashaara
11/27/15	12:01 p.m.	ALBANY	W	63-55	9806	(12)Russell, Mercedes	(7)Jones, Jasmine (7)Graves, Bashaara
11/29/15	2:32 p.m.	TEXAS	L	53-64	10204	(24)DeShields, Diamond	(11)DeShields, Diamond (11)Jones, Jasmine
12/02/15	7:01 p.m.	EAST TENN. STATE	W	85-49	9328	(31)DeShields, Diamond	(10)Russell, Mercedes
12/06/15	2:01 p.m.	VIRGINIA TECH	L	43-57	9431	(15)DeShields, Diamond	(15)Russell, Mercedes
12/11/15	7 p.m.	at Wichita State	W	58-51	2424	(18)Graves, Bashaara	(13)Graves, Bashaara
12/16/15	6:00 PM	at Stanford	L	55-69	3768	(12)Nared, Jaime (12)DeShields, Diamond	(8)Russell, Mercedes
12/19/15	6 p.m.	at Oregon State	W	53-50	8223	(14)DeShields, Diamond	(9)DeShields, Diamond
12/30/15	7:01 p.m.	STETSON	W	90-56	10705	(30)DeShields, Diamond	(8)Russell, Mercedes
01/04/15	6 p.m.	*at Missouri	W	71-55	7989	(13)Nared, Jaime	(9)DeShields, Diamond
01/07/16	7:31 p.m.	*FLORIDA	L	66-74	9774	(16)DeShields, Diamond	(19)Graves, Bashaara
01/10/16	2:01 p.m.	*AUBURN	W	79-52	11539	(25)DeShields, Diamond	(13)Russell, Mercedes
01/14/16	8:05 p.m.	*at Arkansas	L	59-64	1644	(14)DeShields, Diamond	(11)Russell, Mercedes
01/18/16	7 p.m.	at Notre Dame	L	66-79	8961	(17)DeShields, Diamond	(10)Graves, Bashaara
01/21/16	7:01 p.m.	*VANDERBILT	W	58-49	11159	(13)Cooper, Te'a	(6)Graves, Bashaara
01/25/16	7:01 PM	*at Kentucky	L	63-64	6188	(18)Cooper, Te'a	(12)Graves, Bashaara
01/28/16	8:05 pm	*at Mississippi State	Lot	63-65	5710	(15)Jordan Reynolds	(11)Jordan Reynolds
01/31/16	3:05 p.m.	*ALABAMA	W	70-42	12613	(17)Nared, Jaime (17)Cooper, Te'a	(13)Russell, Mercedes
02/04/16	7:02 p.m.	*ARKANSAS	W	75-57	9414	(15)DeShields, Diamond (15)Russell, Mercedes	(11)Russell, Mercedes
02/07/16	3 p.m.	*at Texas A&M	Lot	71-76	4791	(16)Reynolds, Jordan	(9)Russell, Mercedes
02/11/16	8 p.m.	*at Vanderbilt	W	69-51	4980	(18)Nared, Jaime	(9)DeShields, Diamond
02/15/16	7:01 p.m.	*SOUTH CAROLINA	L	56-62	12014	(21)DeShields, Diamond	(10)Graves, Bashaara
02/18/16	7:02 p.m.	*OLE MISS	W	57-51	10548	(15)Graves, Bashaara	(12)Graves, Bashaara
02/21/16	1:01 pm	*at LSU	L	56-57	3132	(19)DeShields, Diamond	(8)Graves, Bashaara
02/25/16	7:30 p.m.	*at Alabama	L	46-54	2767	(15)Graves, Bashaara	(11)Russell, Mercedes
02/28/16	1:01 p.m.	*GEORGIA	W	80-60	12446	(22)DeShields, Diamond	(10)Graves, Bashaara
03/03/16	6:04 pm	#vs Arkansas	W	68-51	3094	(15)DeShields, Diamond	(8)Reynolds, Jordan
03/04/16	6:04 PM	#vs Texas A&M	W	70-60	4214	(21)DeShields, Diamond	(7)Graves, Bashaara
03/05/16	7:27 PM	#vs Mississippi State	L	48-58	5632	(22)DeShields, Diamond	(15)Graves, Bashaara
03/18/16	2:00 p.m. PT	\$vs Green Bay	W	59-53	2842	(15)Cooper, Te'a	(13)Russell, Mercedes
03/20/16	6:05 PM PT	\$at Arizona State	W	75-64	2957	(24)DeShields, Diamond	(11)Graves, Bashaara
3/25/16	8:30 p.m.	\$vs Ohio State	W	78-62	4610	(25)Russell, Mercedes	(15)Russell, Mercedes
3/27/16	2:30 p.m.	\$vs Syracuse	L	67-89	4055	(20)DeShields, Diamond	(10)DeShields, Diamond

\* - Conference game  
# - SEC Tournament  
\$ - NCAA Tournament

ATTENDANCE SUMMARY	GAMES	TOTALS	AVG/GAME
<b>HOME</b>	17	177004	10412
<b>AWAY</b>	13	63534	4887
<b>NEUTRAL</b>	6	24447	4074
<b>TOTAL</b>	36	264985	7361

GENERAL

STAFF

PLAYERS

REVIEW

HISTORY

FACILITIES

NCAA

SEC

RECORDS

MEDIA INFO





# BREAKING IT DOWN

## 2015-16 Lineup Combinations

Gms.	Rec.	Line-up (F-F-C-G-G)
1-2	2-0	Dunbar, Russell, Carter, Cooper, Middleton (1)
3	1-0	Graves, Russell, Carter, Cooper, Reynolds (2)
4-6	2-1	Graves, Jones, Russell, Cooper, Reynolds (3)
7-9	2-1	Graves, Russell, Carter, DeShields, Reynolds (4)
10, 13-19	3-5	Graves, Nared, Russell, Carter, DeShields (5)
11	1-0	Graves, Dunbar, Russell, Nared, Carter (6)
12	1-0	Graves, Dunbar, Russell, DeShields, Carter (7)
20	0-1	Graves, Nared, Russell, Reynolds, Carter (8)
21-24	3-1	Nared, Russell, Reynolds, Cooper, Carter (9)
25-26, 28	1-2	Graves, Nared, Russell, Cooper, Carter (10)
27	0-1	Graves, Nared, Moore, Cooper, Carter (11)
29-32	3-1	Graves, Nared, Moore, Reynolds, DeShields (12)
33-35	3-0	Graves, Nared, Russell, Reynolds, DeShields (13)
36	0-1	Graves, Nared, Russell, Reynolds, Cooper (14)

**Wins (22):** UCA (+55); ETSU (+36); STET (+34); ALA1 (+28); AUB (+27); UGA (+20); ARK2, VAN2 (+18); ARK3 (+17); MIZ, OHSU (+16); ASU (+11); A&M2 (+10); PSU, VAN1 (+9); UALB (+8); WSU (+7); OM, GB (+6); OSU (+3); SU1, UTC (+2)

**Losses (14):** SU2 (-22), VT, STAN (-14); N.D. (-13), TEX (-11); MSU2 (-10); FLA, ALA2 (-8); USC (-6); ARK, A&M1 (-5); MSU (-2); UK, LSU (-1)

## Offensive Opportunities

Tennessee shooting from the field (all games):  
**20%FG:** ALA2 (.261); MSU2 (.281); FLA (.293);  
**30%FG:** TEX (.304); VT (.309); STAN (.317); USC (.340); ARK (.348); OM (.377); ARK3 (.379); LSU, GB (.382); A&M1 (.386); SU2, UTC (.393); WSU (.396)  
**40%FG:** SU1 (.400); MIZ, VAN1 (.407); PSU (.417); UK (.418); UALB, A&M2 (.426); N.D. (.429); MSU (.436); OSU (.439); ALA1 (.443); ARK2 (.446); UGA (.461); VAN2 (.463); ETSU (.486)  
**50%FG:** AUB (.596); UCA (.542); STET (.530); ASU (.518), OHSU (.500)  
**60%FG:** None

## Dee -- Fense

Opponents shooting from the field (all games):  
**10%FG:** None  
**20%FG:** UCA (.265); ALA1 (.275); AUB (.294)  
**30%FG:** OSU (.308); ARK3 (.313); SU (.318); MSU2 (.321); MIZ, OHSU (.328); MSU (.329); GB (.333)  
 A&M1 (.338); OM (.345); STET (.350); ALA2 (.353); A&M2 (.358); ARK2 (.361); UK (.362); LSU (.364); USC (.367); VAN1 (.370); ARK (.373); VAN2 (.383); WSU (.389); ASU (.390); TEX, UALB (.396);  
**40%FG:** VT (.422); UGA (.426); UTC (.438); PSU (.435); FLA (.448); ETSU (.459), SU2 (.464)  
**50%FG:** STAN (.500); N.D. (.519)

**Leading at the Break (21):** UCA (+43); UGA (+20); UTC (+19); OSU (+17); AUB, ARK3 (+15); ARK2, VAN2 (+14); ALA1 (+12); ARK (+11); STET (+10); ETSU (+9); OHSU (+8); MIZ, UK (+7); FLA (+6); PSU (+5); VT, VAN1, A&M2 (+3); UALB (+2)

**Tied at the Break (5):** SU, WSU, MSU1, GB, ASU

**Trailing at the Break (10):** STAN (-15); ALA2 (-11); LSU (-10); N.D. (-7); SU2 (-6); TEX (-5); USC, OM, MSU2 (-3); A&M (-1)

## 2015-16 LADY VOL WEEK-BY-WEEK RANKINGS

WEEK	GAMES PLAYED	RECORD	AP/USA TODAY
Pre	W vs. CARSON-NEWMAN (EXH.), W vs. CENTRAL ARKANSAS	1-0	4/4
Nov. 16-22	W vs. PENN STATE, W vs. #25/RV SYRACUSE	2-0	4/5
Nov. 23-29	W vs. NR/RV CHATTANOOGA, W vs. NR/RV ALBANY, L vs. #8/8 TEXAS	2-1	4/5
Nov. 30-Dec. 6	W vs. ETSU, L vs. VIRGINIA TECH	1-1	8/8
Dec. 7-13	W @ Wichita State	1-0	16/15
Dec. 14-20	L @ #15/14 Stanford, W @ #7/7 Oregon State	1-1	14/16
Dec. 21-27	--	0-0	14/16
Dec. 28-Jan. 3	W vs. STETSON	1-0	13/16
Jan. 4-10	W vs. @ #20/RV Missouri, L vs. RV/RV FLORIDA, W vs. AUBURN	2-1	12/11
Jan. 11-17	L @ Arkansas	0-1	13/15
Jan. 18-24	L @ #3/3 Notre Dame, W vs. VANDERBILT	1-1	18/22
Jan. 25-31	L @ #12/9 Kentucky, L @ #13/13 Mississippi State, W vs. ALABAMA	1-2	19/23
Feb. 1-7	W vs. ARKANSAS, L @ #12/11 Texas A&M	1-1	23/25
Feb. 8-14	W @ Vanderbilt,	1-0	25/RV
Feb. 15-21	L vs. #3/2 SOUTH CAROLINA, W vs. OLE MISS, L @ LSU	1-2	24/RV
Feb. 22-28	L @ Alabama, W vs. GEORGIA	1-1	-/-
Feb. 29- Mar. 6	W vs. Arkansas, W #16/16 Texas A&M, L vs. #15/15 Mississippi State	2-1	-/-
Mar. 7-13	--	0-0	-/-
Mar. 14-20	W vs. NR/RV Green Bay, W @ #11/11 Arizona State	2-0	RV/-
Mar. 21-27	W vs. #9/9 Ohio State, L vs. #14/15 Syracuse	1-1	RV/-
Final	--	--	RV/19



## GAME 1

#4/4 UT vs. Central Arkansas // Nov. 15, 2015

Central Arkansas (1-1)		FG	3PT	FT	REBS	PF	TP	A	TO	Bl	St	Min
11	Watts, Kendara	f	4-11	4-4	0-0	3-3-6	3	12	2	4	0	29
4	Logan, Raquel	c	3-5	0-0	1-2	2-2-4	0	7	1	3	0	16
10	Mullins, Brianna	g	2-10	0-5	1-2	2-1-3	4	5	3	4	0	19
22	Proffitt, Maggie	g	1-12	1-5	0-0	0-0-0	3	3	1	4	0	27
5	Watkins, Jameka	g	0-2	0-1	0-0	0-5-5	4	0	1	2	1	28
15	Paylor, Tieraney		0-2	0-0	0-0	1-0-1	1	0	0	2	0	11
2	Lane, Rakia		2-6	1-3	0-0	0-0-0	1	5	0	1	0	14
21	Williams, Angel		0-1	0-1	0-0	0-0-0	2	0	1	1	0	8
23	Baudoin, Taylor		6-13	1-5	0-2	7-3-10	3	13	0	3	1	28
25	McWilliams, Olivia		0-1	0-0	0-0	0-0-0	0	0	0	1	0	4
33	Jackson, Sandy		0-5	0-0	2-2	1-2-3	2	2	1	2	0	9
50	Novokreshchenova, Ta		0-0	0-0	0-0	0-1-1	0	0	0	0	1	7
TEAM						7-3-10				1		
Totals.....			18-68	7-24	4-8	23-20-43	23	47	10	28	4	7 200

TOTAL FG%	1st Half: 6-31 19.4%	2nd Half: 12-37 32.4%	Game: 26.5%
3-Pt. FG%	1st Half: 4-10 40.0%	2nd Half: 3-14 21.4%	Game: 29.2%
F Throw %	1st Half: 4-6 66.7%	2nd Half: 0-2 0.0%	Game: 50.0%

Tennessee (1-0)		FG	3PT	FT	REBS	PF	TP	A	TO	Bl	St	Min
13	Dunbar, Kortney	f	10-15	4-6	0-2	3-10-13	2	24	0	2	0	34
21	Russell, Mercedes	c	10-16	0-0	0-2	5-8-13	3	20	2	3	0	36
14	Carter, Andraya	g	3-11	1-4	2-4	5-2-7	2	9	5	3	1	36
20	Cooper, Te'a	g	6-10	3-5	7-9	0-2-2	3	22	6	2	0	38
33	Middleton, Alexa	g	5-8	1-2	4-5	3-2-5	2	15	6	3	0	31
11	DeShields, Diamond		5-12	0-2	2-2	0-4-4	1	12	7	1	0	25
TEAM						2-1-3						
Totals.....			39-72	9-19	15-24	18-29-47	13	102	26	14	4	17 200

TOTAL FG%	1st Half: 23-39 59.0%	2nd Half: 16-33 48.5%	Game: 54.2%
3-Pt. FG%	1st Half: 6-11 54.5%	2nd Half: 3-8 37.5%	Game: 47.4%
F Throw %	1st Half: 11-13 84.6%	2nd Half: 4-11 36.4%	Game: 62.5%

Officials: Laura Morris, Gina Cross, Charlie Hust

Technical fouls: Central Arkansas-None. Tennessee-None.

Attendance: 9709

Score by Periods	1st	2nd	3rd	4th	Total
Central Arkansas	12	8	12	15	47
Tennessee	35	28	22	17	102

Points in the paint-UCA 18, UT 54. Points off turnovers-UCA 4, UT 29.

2nd chance points-UCA 17, UT 23. Fast break points-UCA 3, UT 6.

Bench points-UCA 20, UT 12. Score tied-0 times. Lead changed-0 times.

Last FG-UCA 4th-00:14, UT 4th-00:54.

Largest lead-UCA None, UT by 62 4th-05:11.

UCA led for 00:00. UT led for 39:45. Game was tied for 00:15.

**KNOXVILLE, Tenn.** -- Five players reached double-figures in scoring to lead No. 4/4 Tennessee to a dominating 102-47 win over Central Arkansas in the regular-season opener at Thompson-Boling Arena before a crowd of 9,709.

With the win, the Lady Vols extended their home winning streak to 23 consecutive games and also improved to 38-4 in season-openers over the past 42 seasons. UT shot 54 percent from the floor and scored 102 points, which is the most since scoring 111 in a victory over Saint Francis on Dec. 3 last season.

Sophomore forwards Kortney Dunbar and Mercedes Russell led the charge as Tennessee finished with a 54-18 advantage in points in the paint. Both Dunbar and Russell recorded double-doubles and posted career highs in points and rebounds on the afternoon. Dunbar finished with a game-high 24 points and pulled down 13 rebounds while Russell scored 20 points and grabbed 13 boards of her own.

True freshman guard Te'a Cooper had a dazzling debut, scoring 22 points and recording six assists. Her 22-point scoring performance ranks tied for second in program history for points by a freshman in their first game, tying Meighan Simmons, who had 22 points against Louisville on Nov. 12, 2010. Her six assists was also tied for third most in a debut by a freshman for Tennessee.

Tennessee had three players score 20 or more points in Dunbar, Cooper and Russell, marking the first time that has occurred since Feb. 26, 2006, when Candace Parker, Tye'sha Fluker and Shanna Zolman accomplished the feat in a 95-93 loss to Florida.

The Lady Vols led 34-12 at the end of the first quarter after dominating down low. UT outscored UCA 18-2 in the paint during the opening 10 minutes. The sophomore duo of Dunbar and Alexa Middleton led the first-quarter charge, combining for 17 of the team's 34 points.

Tennessee rattled off a 20-2 run to begin the second quarter, sparked by a highlight-reel assist from Diamond DeShields that brought the crowd to its feet. The redshirt sophomore led the team and tied her career high with seven assists. She also finished the game with 12 points and four rebounds.

The Big Orange outscored the Sugar Bears, 28-8, in the second quarter to take a commanding 63-20 lead into the break. As impressive as the offensive output was, the Lady Vols were just as impressive on the defensive end, holding UCA to just 19 percent shooting in the first half while forcing 14 turnovers.

Tennessee outscored UCA 39-27 in the second half as the Sugar Bears were held to just 26 percent shooting and committed 28 turnovers for the game.

## GAME 2

#4/5 UT vs. Penn State // Nov. 18, 2015

Penn State (2-1)		FG	3PT	FT	REBS	PF	TP	A	TO	Bl	St	Min
15	Mitchell, Kaliyah	f	4-8	1-4	2-2	0-1-1	5	11	1	1	0	21
25	Whitted, Peyton	f	8-16	0-3	1-3	4-12-16	3	17	1	4	0	39
1	Agee, Candice	c	1-4	0-0	1-2	1-3-4	5	3	1	2	1	24
11	Page, Teniya	g	6-16	1-3	2-2	0-4-4	1	15	5	4	0	38
3	Banks, Brianna	g	0-0	0-0	0-0	0-1-1	0	0	0	0	0	2
10	Sevillian, Keke		1-3	0-1	0-0	1-1-2	3	2	0	2	0	23
12	Spann, Lindsey		5-12	3-7	1-2	0-3-3	2	14	5	2	1	33
23	Williams, Jaylen		0-0	0-0	0-0	0-0-0	1	0	0	0	0	8
24	Thomas, Ashanti		2-3	0-0	0-2	0-2-2	4	4	0	0	2	12
TEAM						1-1-2						
Totals.....			27-62	5-18	7-13	7-28-35	24	66	13	17	4	11 200

TOTAL FG%	1st Half: 11-29 37.9%	2nd Half: 16-33 48.5%	Game: 43.5%
3-Pt. FG%	1st Half: 2-9 22.2%	2nd Half: 3-9 33.3%	Game: 27.8%
F Throw %	1st Half: 6-10 60.0%	2nd Half: 1-3 33.3%	Game: 53.8%

Tennessee 2-0		FG	3PT	FT	REBS	PF	TP	A	TO	Bl	St	Min
13	Dunbar, Kortney	f	1-2	1-2	0-0	0-0-0	2	3	1	0	0	9
21	Russell, Mercedes	c	5-9	0-0	4-6	4-9-13	3	14	1	0	2	33
14	Carter, Andraya	g	1-1	0-0	2-4	0-2-2	1	4	1	3	0	28
20	Cooper, Te'a	g	3-6	0-3	8-9	0-1-1	3	14	1	4	0	19
33	Middleton, Alexa	g	0-3	0-3	1-2	0-2-2	0	1	2	1	0	16
0	Reynolds, Jordan		2-8	0-1	0-0	1-0-1	2	4	5	2	0	30
1	Moore, Nia		0-1	0-0	0-0	0-0-0	0	0	0	0	0	1
11	DeShields, Diamond		2-11	0-3	0-0	1-2-3	4	4	4	3	0	18
12	Graves, Bashaara		8-8	0-0	8-8	3-10-13	1	24	0	1	1	30
2	Jones, Jasmine		3-11	0-0	0-0	3-2-5	2	6	1	3	0	16
TEAM						0-4-4						
Totals.....			25-60	1-12	23-29	12-32-44	18	74	16	17	3	12 200

TOTAL FG%	1st Half: 12-25 48.0%	2nd Half: 13-35 37.1%	Game: 41.7%
3-Pt. FG%	1st Half: 1-7 14.3%	2nd Half: 0-5 0.0%	Game: 8.3%
F Throw %	1st Half: 10-15 66.7%	2nd Half: 13-14 92.9%	Game: 79.3%

Officials: Bob Trammell, Mark Zentz, Carla Fountain

Technical fouls: Penn State-None. Tennessee-None.

Attendance: 8858

Score by Periods	1st	2nd	3rd	4th	Total
Penn State	15	15	21	15	66
Tennessee	16	19	19	20	74

Points in the paint-PSU 34, UT 48. Points off turnovers-PSU 7, UT 14.

2nd chance points-PSU 7, UT 15. Fast break points-PSU 15, UT 8.

Bench points-PSU 20, UT 38. Score tied-9 times. Lead changed-12 times.

Last FG-PSU 4th-02:29, UT 4th-03:26.

Largest lead-PSU by 2 1st-08:26, UT by 9 2nd-02:46.

PSU led for 07:21. UT led for 27:53. Game was tied for 04:44.

**KNOXVILLE, Tenn.** -- Bashaara Graves' perfect night lifted #4 Tennessee to a 74-66 win over Penn State at Thompson-Boling Arena.

The senior led the Lady Vols (2-0) with a career-high tying 24 points and 13 rebounds. She was peerless in all shooting aspects in the game, finishing 8-of-8 from the floor and 8-of-8 at the foul line in her season debut.

There has never been a more 'perfect' game in Tennessee history as Graves made the most field goals without a miss to go without missing a free throw on 16 shots. The closest historically was Sheila Frost in 1987 at Oregon State, who made all nine field goals and two free throws in a game.

Sophomore Mercedes Russell also posted a double-double for the second consecutive game with 14 points and 13 rebounds. Te'a Cooper added 14 points for the Lady Vols' third scorer in double figures.

Penn State (2-1), playing without their top scorer (Brianna Banks) -- who was injured minutes into the game -- and mired in foul trouble all night, gave Tennessee all it could handle. The lead changed hands 12 times and was tied nine times before the Lady Vols took control in the final minutes, finishing the game on a 10-2 run.

The Lady Vols have now won 24 games in a row at Thompson-Boling Arena overall and 14 in a row vs. non-conference foes. Tennessee has also won 41 consecutive games vs. unranked non-conference teams

With the game tied at 64 with five minutes left in regulation, the Lady Vols reeled off six consecutive points to take a lead they would never relinquish.

Diamond DeShields' second basket of the night broke a 64 all tie on a tip-in with 4:55 left in regulation. Penn State had tied the game on a 3-pointer by Lindsey Spann just moments earlier.

Cooper's free throws and Andraya Carter's putback layup put Tennessee up 70-64 with 3:26 left in the fourth. Graves finished her perfect night with a pair of free throws with 29 seconds left to push the lead to 72-66.

The Lady Vols led 54-51 after three quarters with the Lady Lions outscoring Tennessee 21-19, setting the stage for the decisive fourth quarter.

Down 19-18 early in the second quarter, Tennessee connected on six consecutive field goals to take a 32-23 lead on a Graves' layup -- her third in a row -- with 2:46 left in the first half. Penn State went on a 6-0 run late in the first half to cut the Lady Lions' halftime deficit to 35-30.

The first quarter was tight with neither team leading by more than four points as Tennessee held a narrow 16-15 edge after the first 10 minutes.

Tennessee and Penn State had not played on the hardwood since the 2003 NCAA Tournament. The Lady Vols now lead the all-time series 9-1.

GENERAL

STAFF

PLAYERS

REVIEW

HISTORY

FACILITIES

NCAA

SEC

RECORDS

MEDIA INFO





**GAME 3**

#4/5 UT vs. #25/RV Syracuse // Nov. 20, 2015

Syracuse (1-1)		FG	3PT	FT	REBS	PF	TP	A	TO	Bl	St	Min
10	Slim, Isabella	f	0-1	0-1	0-0	0-1-1	2	0	0	0	1	11
50	Day, Briana	c	1-9	0-0	0-0	5-4-9	0	2	0	3	1	30
1	Peterson, Alexis	g	7-12	2-7	3-4	2-5-7	1	19	2	4	0	36
13	Butler, Brianna	g	4-19	2-13	0-0	0-1-1	2	10	2	0	0	32
20	Sykes, Brittney	g	5-13	1-4	2-4	1-3-4	2	13	0	4	1	37
11	Fondren, Cornelia		1-4	0-0	0-2	7-4-11	4	2	2	3	0	25
22	Ford, Taylor		0-3	0-2	0-0	1-1-2	1	0	0	2	0	11
3	Chandler, Julia		0-0	0-0	0-0	0-0-0	0	0	0	0	0	5
34	Grant, Abby		2-3	2-3	0-0	0-0-0	0	6	0	0	0	6
4	Morrison, Maggie		1-2	1-2	0-0	0-0-0	1	3	0	1	0	1
55	Day, Bria		0-0	0-0	0-0	0-1-1	0	0	0	0	1	6
TEAM						5-2-7						
Totals.....			21-66	8-32	5-10	21-22-43	13	55	6	17	4	12 200

TOTAL FG%	1st Half: 12-30 40.0%	2nd Half: 9-36 25.0%	Game: 31.8%
3-Pt. FG%	1st Half: 5-15 33.3%	2nd Half: 3-17 17.6%	Game: 25.0%
F Throw %	1st Half: 2-4 50.0%	2nd Half: 3-6 50.0%	Game: 50.0%

Tennessee (3-0)		FG	3PT	FT	REBS	PF	TP	A	TO	Bl	St	Min
12	Graves, Bashaara	f	8-9	0-0	0-0	3-7-10	4	16	2	2	1	29
21	Russell, Mercedes	c	6-11	0-0	1-2	1-7-8	1	13	1	1	4	35
0	Reynolds, Jordan	g	2-7	0-0	0-0	2-4-6	1	4	1	2	0	28
14	Carter, Andraya	g	1-4	0-2	0-0	3-1-4	2	2	3	2	0	25
20	Cooper, Te'a	g	4-17	1-6	1-2	1-2-3	2	10	4	5	0	26
1	Moore, Nia		0-1	0-0	0-0	0-0-0	0	0	0	1	0	2
10	Jackson, MeMe		0-0	0-0	0-0	0-0-0	0	0	0	0	0	2
11	DeShields, Diamond		0-5	0-2	0-0	0-3-3	1	0	2	2	0	20
13	Dunbar, Kortney		0-1	0-1	0-0	0-0-0	0	0	0	0	0	5
2	Jones, Jasmine		5-9	0-0	2-3	1-1-2	3	12	0	2	2	17
33	Middleton, Alexa		0-1	0-1	0-0	3-0-3	1	0	2	2	0	11
TEAM						4-2-6						
Totals.....			26-65	1-12	4-7	18-27-45	15	57	15	19	7	9 200

TOTAL FG%	1st Half: 14-39 35.9%	2nd Half: 12-26 46.2%	Game: 40.0%
3-Pt. FG%	1st Half: 0-9 0.0%	2nd Half: 1-3 33.3%	Game: 8.3%
F Throw %	1st Half: 3-5 60.0%	2nd Half: 1-2 50.0%	Game: 57.1%

Officials: Dee Kantner, Jesse Dickerson, Kevin Pethtel  
 Technical fouls: Syracuse-None. Tennessee-None.  
 Attendance: 10007

Score by Periods	1st	2nd	3rd	4th	Total
Syracuse	17	14	13	11	55
Tennessee	16	15	17	9	57

Points in the paint-SU 18, UT 46. Points off turnovers-SU 15, UT 18.  
 2nd chance points-SU 11, UT 16. Fast break points-SU 8, UT 12.  
 Bench points-SU 11, UT 12. Score tied-3 times. Lead changed-6 times.  
 Last FG-SU 4th-05:12, UT 4th-02:48.  
 Largest lead-SU by 7 3rd-03:30, UT by 7 1st-06:15.  
 SU led for 08:24. UT led for 26:38. Game was tied for 04:54.

**KNOXVILLE, Tenn.** -- In a closely contested game from start to finish, No. 4/5 Tennessee used another sparkling performance from Bashaara Graves to outlast No. 25/RV Syracuse, 57-55, in front of a crowd of 10,007 at Thompson-Boling Arena.

Graves was 8-for-9 with a team-high 16 points while also pulling down 10 rebounds for her 23rd career double-double, tying her with South Carolina's Alaina Coates for the most double-doubles among active players in the SEC.

The senior forward's layup with 2:48 remaining turned out to be the game-winning basket as UT locked down the Orange defensively, holding them scoreless for the final 5:12 of the game.

The Lady Vols (3-0) also got double-digit scoring efforts from Mercedes Russell (13), Jasmine Jones (12) and Te'a Cooper (10) on the night. Cooper has now scored at least 10 points in all three games this season.

Tennessee dominated the paint, outscoring the Orange, 46-18, down low on the night. The frontcourt trio of Graves, Russell and Jones combined for 39 of the Lady Vols' 57 points.

"Everyone knew we wanted to get them the ball and we continued to do it. They got great looks," head coach Holly Warlick said in regards to the Tennessee bigs.

"We may not be hitting from the outside, but we are still getting the ball inside and getting good looks. Both of those two battled. They willed us to a win."

Alexis Peterson led three Syracuse players in double figures with a game-high 19 points on 7-for-12 shooting.

**GAME 4**

#4/5 UT vs. NR/RV Chattanooga // Nov. 23, 2015

Chattanooga (3-2)		FG	3PT	FT	REBS	PF	TP	A	TO	Bl	St	Min
20	Gilbert, Keiana	f	4-12	0-2	0-0	2-7-9	1	8	4	10	0	3 40-
3	Joyner, Jasmine	f	3-7	2-4	0-0	1-6-7	4	8	2	1	3	1 28
1	Payne, Alicia	g	1-4	0-1	1-2	0-1-1	1	3	5	1	0	1 40
10	Alford, Queen	g	5-13	2-3	7-9	1-3-4	1	19	1	2	0	2 32
35	Gilbert, Aryanna	g	1-1	0-0	0-0	0-0-0	1	2	2	3	0	4 19
21	Vanlandingham, Sydney		0-0	0-0	0-0	1-0-1	1	0	1	1	0	0 6
23	Johnson, Moses		1-4	0-1	0-0	0-3-3	0	2	0	3	0	1 8
30	Chilton, Ansley		6-7	3-4	0-0	0-2-2	0	15	0	0	0	0 27
TEAM						0-3-3						
Totals.....			21-48	7-15	8-11	8-22-30	9	57	15	21	3	12 200

TOTAL FG%	1st Half: 9-28 32.1%	2nd Half: 12-20 60.0%	Game: 43.8%
3-Pt. FG%	1st Half: 1-7 14.3%	2nd Half: 6-8 75.0%	Game: 46.7%
F Throw %	1st Half: 0-0 0.0%	2nd Half: 8-11 72.7%	Game: 72.7%

Tennessee (4-0)		FG	3PT	FT	REBS	PF	TP	A	TO	Bl	St	Min
12	Graves, Bashaara	f	4-7	0-0	2-2	4-7-11	2	10	1	4	0	3 28
2	Jones, Jasmine	f	2-6	0-0	0-0	1-1-2	0	4	2	1	1	0 19
21	Russell, Mercedes	c	5-8	0-0	3-4	2-2-4	1	13	0	1	0	1 27
0	Reynolds, Jordan	g	1-3	0-1	0-0	1-4-5	2	2	0	1	0	1 23
20	Cooper, Te'a	g	2-8	0-3	0-0	1-1-2	4	4	4	3	0	4 22
1	Moore, Nia		0-2	0-0	0-0	0-0-0	1	0	0	1	1	0 6
10	Jackson, MeMe		1-3	1-3	1-2	1-1-2	1	4	0	1	0	1 13
11	DeShields, Diamond		7-16	1-5	2-2	3-3-6	1	17	2	2	2	4 21
13	Dunbar, Kortney		0-3	0-3	0-0	1-1-2	1	0	0	1	0	0 10
14	Carter, Andraya		1-2	1-1	0-0	1-1-2	0	3	1	1	1	1 17
33	Middleton, Alexa		1-3	0-2	0-0	1-0-1	2	2	0	2	0	2 14
TEAM						1-0-1						1
Totals.....			24-61	3-18	8-10	17-21-38	15	59	10	19	5	17 200

TOTAL FG%	1st Half: 15-31 48.4%	2nd Half: 9-30 30.0%	Game: 39.3%
3-Pt. FG%	1st Half: 3-8 37.5%	2nd Half: 0-10 0.0%	Game: 16.7%
F Throw %	1st Half: 5-6 83.3%	2nd Half: 3-4 75.0%	Game: 80.0%

Officials: Beverly Roberts, Amy Bonner, Doug Knight  
 Technical fouls: Chattanooga-None. Tennessee-None.  
 Attendance: 9449

Score by Periods	1st	2nd	3rd	4th	Total
Chattanooga	7	12	17	21	57
Tennessee	26	12	7	14	59

Points in the paint-UTC 24, UT 32. Points off turnovers-UTC 16, UT 20.  
 2nd chance points-UTC 6, UT 6. Fast break points-UTC 6, UT 14.  
 Bench points-UTC 17, UT 26. Score tied-1 time. Lead changed-0 times.  
 Last FG-UTC 4th-00:02, UT 4th-01:23.  
 Largest lead-UTC None, UT by 23 2nd-04:47.  
 UTC led for 00:00. UT led for 39:31. Game was tied for 00:27.

**KNOXVILLE, Tenn.** -- After leading by as many as 23 points, Tennessee had to fend off a hard-charging Chattanooga team as the #4 Lady Vols posted a 59-57 win at Thompson-Boling Arena.

After trailing by double-figures for most of the night, the Mocs used a late 22-4 run to cut their deficit to two points three times in the fourth quarter. But Tennessee was able to hold on thanks to Diamond DeShields' best game as a Lady Vol. The preseason All-American scored 17 points, more than her output from her first three games (16) as a Lady Vol combined. She scored four of the Lady Vols' final six points to seal the win.

Tennessee (4-0) won its second game in a row by a slim two-point margin, beating Syracuse, 57-55, last Friday. Sophomore Mercedes Russell scored in double-figures for the fourth time in as many games this season with 13.

Senior Bashaara Graves continued her sensational start to the season as she tallied 10 points and grabbed 11 rebounds for her third consecutive double-double to start the year and 24th of her career, tying Alaina Coates of South Carolina for most double-double by an active player in the SEC. In her 100th career start, Graves corralled her 800th career rebound becoming the 17th Lady Vol to accomplish that feat.

After leading 38-19 at halftime, the Lady Vols were outscored 38-21 in the second half as Queen Alford had 16 of her game-high 19 points in the final 20 minutes for the Mocs (3-2). Ansley Chilton added 15 for Chattanooga. UTC shot 60 percent in the second half in making its run.



# GAME 5

#4/5 UT vs. NR/RV UAlbany // Nov. 27, 2015

Albany (4-1)		FG	3PT	FT	REBS	PF	TP	A	TO	BI	St	Min
25	Richards, Shereesha f	8-19	1-4	2-4	3-7-10	3	19	3	3	0	4	40
34	Edwards, Cassandra f	0-0	0-0	0-0	1-0-1	1	0	1	0	0	0	23
1	Coughlin, Erin g	4-9	4-9	0-0	0-1-1	1	12	0	3	0	1	40
12	Tate, Imani g	5-13	0-1	5-6	1-4-5	5	15	4	6	0	5	36
23	Saunders, Zakiya g	1-7	0-2	1-2	0-4-4	5	3	4	5	0	2	35
13	Aiyalogbe, Bose	0-0	0-0	0-0	0-0-0	0	0	0	0	0	0	0+
22	Forster, Heather	3-5	0-0	0-0	2-2-4	4	6	1	1	0	1	26
	Team				2-2-4	1						
	Totals.....	21-53	5-16	8-12	9-20-29	20	55	13	18	0	13	200

TOTAL FG%	1st Half: 11-24 45.8%	2nd Half: 10-29 34.5%	Game: 39.6%
3-Pt. FG%	1st Half: 2-8 25.0%	2nd Half: 3-8 37.5%	Game: 31.3%
F Throw %	1st Half: 4-4 100%	2nd Half: 4-8 50.0%	Game: 66.7%

Tennessee (5-0)		FG	3PT	FT	REBS	PF	TP	A	TO	BI	St	Min
12	Graves, Bashaara f	2-2	0-0	5-6	0-7-7	1	9	3	0	1	0	30
2	Jones, Jasmine f	1-4	0-1	4-4	4-3-7	2	6	4	3	2	2	27
21	Russell, Mercedes c	3-5	0-0	6-8	2-3-5	3	12	1	0	5	1	31
0	Reynolds, Jordan g	3-6	0-1	0-0	0-6-6	2	6	4	5	0	1	30
20	Cooper, Te'a g	2-6	2-5	1-2	0-1-1	4	7	0	5	0	0	17
10	Jackson, MeMe	0-1	0-1	0-0	0-1-1	1	0	1	1	0	0	4
11	DeShields, Diamond	4-12	3-7	0-0	0-1-1	1	11	1	2	0	1	24
13	Dunbar, Kortney	1-3	1-3	0-0	0-0-0	0	3	0	0	0	0	4
14	Carter, Andraya	1-3	0-1	0-0	1-1-2	2	2	1	0	0	3	24
33	Middleton, Alexa	3-5	1-2	0-0	0-1-1	0	7	1	4	0	0	9
	TEAM				1-1-2							
	Totals.....	20-47	7-21	16-20	8-25-33	16	63	16	21	8	8	200

TOTAL FG%	1st Half: 10-27 37.0%	2nd Half: 10-20 50.0%	Game: 42.6%
3-Pt. FG%	1st Half: 5-13 38.5%	2nd Half: 2-8 25.0%	Game: 33.3%
F Throw %	1st Half: 5-5 100%	2nd Half: 11-15 73.3%	Game: 80.0%

Officials: Bruce Morris, Lawson Newton, Greg Small  
 Technical fouls: Albany-Saunders, Zakiya. Tennessee-None.  
 Attendance: 9806

Score by Periods	1st	2nd	3rd	4th	Total
Albany	13	15	12	15	55
Tennessee	16	14	15	18	63

Points in the paint-ALBANY 28,UT 20. Points off turnovers-ALBANY 23,UT 22.  
 2nd chance points-ALBANY 12,UT 5. Fast break points-ALBANY 6,UT 10.  
 Bench points-ALBANY 6,UT 23. Score tied-2 times. Lead changed-2 times.  
 Last FG-ALBANY 4th-00:55, UT 4th-03:26.  
 Largest lead-ALBANY by 2 3rd-08:25, UT by 12 2nd-07:48.  
 ALBANY led for 00:37. UT led for 37:00. Game was tied for 02:23.

**KNOXVILLE, Tenn.** -- The No. 4/5 Lady Vols held off a scrappy UAlbany team, 63-55, on Friday afternoon at Thompson-Boling Arena to improve to 5-0 for the second time under head coach Holly Warlick.

Tennessee used a balanced scoring attack to stay unbeaten on the year, as nine different players had points for the Lady Vols in the victory. Mercedes Russell led the team in scoring for the first time this season with 12 points. The redshirt sophomore center has scored double-digit points in every game this season. Diamond DeShields added 11 points for her second straight game in double figures.

UT was able to ice the game late from the free throw line and shot an outstanding 16-20 for the game from the stripe. The Big Orange has become accustomed to pulling out close games early on this year, winning four of its five contests by eight points or less.

The Lady Vols led 30-28 at the half thanks to 16 points off the bench. Alexa Middleton led the Lady Vols with seven points at the break. UT also hit five of its seven 3-pointers in the first half after struggling from long range over the previous three games.

Shereesha Richards had a game-high 19 points and was one of three UAlbany players in double figures.

# GAME 6

#4/5 UT vs. #8/8 Texas // Nov. 29, 2015

Texas (5-0)		FG	3PT	FT	REBS	PF	TP	A	TO	BI	St	Min
34	Boyette, Imani c	4-9	0-0	3-4	3-6-9	2	11	3	4	1	1	35
1	Davenport, Empress g	1-6	0-1	2-6	0-4-4	4	4	2	4	0	0	25
11	McCarty, Brooke g	3-12	2-6	4-6	1-6-7	3	12	2	1	0	1	38
2	Rodrigo, Celina g	1-2	1-1	3-4	0-4-4	2	6	7	4	0	3	29
20	Taylor, Brianna g	3-6	0-0	0-0	0-2-2	4	6	1	0	1	0	25
10	Higgs, Lashann	6-14	3-5	3-6	0-5-5	3	18	0	2	0	1	20
22	Foman, Tasia	0-0	0-0	0-0	0-0-0	0	0	1	0	0	0	3
40	Lang, Kelsey	3-4	0-0	1-1	2-2-4	3	7	0	0	1	0	20
5	Hosey, Jordan	0-0	0-0	0-0	0-1-1	1	0	0	0	0	0	5
	TEAM				1-4-5							
	Totals.....	21-53	6-13	16-27	7-34-41	22	64	16	15	3	6	200

TOTAL FG%	1st Half: 11-30 36.7%	2nd Half: 10-23 43.5%	Game: 39.6%
3-Pt. FG%	1st Half: 2-6 33.3%	2nd Half: 4-7 57.1%	Game: 46.2%
F Throw %	1st Half: 5-10 50.0%	2nd Half: 11-17 64.7%	Game: 59.3%

Tennessee (5-1)		FG	3PT	FT	REBS	PF	TP	A	TO	BI	St	Min
12	Graves, Bashaara f	2-5	0-0	0-0	2-6-8	3	4	0	0	0	0	31
2	Jones, Jasmine f	1-4	0-0	0-0	2-9-11	2	2	1	1	0	1	23
21	Russell, Mercedes c	2-8	0-0	2-4	5-2-7	3	6	0	5	3	1	34
0	Reynolds, Jordan g	2-12	0-2	0-0	1-1-2	1	4	1	1	0	3	32
20	Cooper, Te'a g	2-10	0-4	1-2	0-1-1	5	5	1	3	0	1	21
10	Jackson, MeMe	1-1	0-0	0-0	0-1-1	0	2	0	0	0	0	5
11	DeShields, Diamond	9-22	4-7	2-3	4-7-11	3	24	1	3	1	1	30
14	Carter, Andraya	2-7	0-2	2-2	0-2-2	4	6	5	1	0	2	23
33	Middleton, Alexa	0-0	0-0	0-0	0-0-0	2	0	1	0	0	0	1
	TEAM				1-1-2							
	Totals.....	21-69	4-15	7-11	15-30-45	23	53	10	16	4	9	200

TOTAL FG%	1st Half: 10-34 29.4%	2nd Half: 11-35 31.4%	Game: 30.4%
3-Pt. FG%	1st Half: 2-9 22.2%	2nd Half: 2-6 33.3%	Game: 26.7%
F Throw %	1st Half: 2-2 100%	2nd Half: 5-9 55.6%	Game: 63.6%

Officials: Tina Napier, Brian Hall, Maj Forsberg  
 Technical fouls: Texas-None. Tennessee-None.  
 Attendance: 10204

Score by Periods	1st	2nd	3rd	4th	Total
Texas	13	16	20	15	64
Tennessee	16	8	17	12	53

Points in the paint-TEXAS 28,UT 18. Points off turnovers-TEXAS 10,UT 7.  
 2nd chance points-TEXAS 11,UT 10. Fast break points-TEXAS 10,UT 6.  
 Bench points-TEXAS 25,UT 32. Score tied-3 times. Lead changed-3 times.  
 Last FG-TEXAS 4th-04:54, UT 4th-03:15.  
 Largest lead-TEXAS by 11 3rd-02:06, UT by 6 1st-02:19.  
 TEXAS led for 24:43. UT led for 09:46. Game was tied for 05:30.

**KNOXVILLE, Tenn.** --Diamond DeShields scored a season-high 24 points and No. 4/5 Tennessee surged in the fourth quarter to pull within four points, but the late rally was not enough as the Lady Vols fell to No. 8/8 Texas, 64-53, on Sunday at Thompson-Boling Arena.

DeShields was 9-of-22 from the field and made big shot after big shot to keep the Lady Vols (5-1) in the game. She grabbed a season-high 11 rebounds to record the second double-double of her career. Her 24 points were her most as a Lady Vol and her most since recording her only other double-double, a 24-point, 12-rebound effort against Michigan State on March 25, 2014, when she played for North Carolina.

Andraya Carter and Mercedes Russell had six points each. Texas (5-0) held a 28-18 advantage in points in the paint, relying on drives to the basket from its guards and strong post play from Imani Boyette (11 points, nine rebounds). Lashann Higgs led Texas with 18 points on 6-of-14 shooting and Brooke McCarty scored nine of her 11 points in the second half.

The loss snapped Tennessee's 27-game home winning streak, which dated back to a win over Auburn on Feb. 20, 2014. It also stopped Tennessee's home winning streak against ranked teams at eight games.

Carter made two free throws to pull Tennessee to within 56-52 with 1:18 remaining but Texas withstood the Lady Vols' aggressive defense late. Tennessee also went 0-for-5 from the floor in the final minute.

The Longhorns had a strong start to the second half, building a 36-26 lead in the first three minutes of the third quarter.

DeShields kept Tennessee within striking distance, scoring 11 of the team's 17 points in the third quarter.

Tennessee led, 16-13, in a back-and-forth first quarter thanks to six points in the final two minutes by DeShields. The Longhorns took command of the game in the second quarter, outscoring the Lady Vols, 16-8, to take a 29-24 lead into the half.

DeShields scored 10 of her 24 points before the half.

GENERAL

STAFF

PLAYERS

REVIEW

HISTORY

FACILITIES

NCAA

SEC

RECORDS

MEDIA INFO





**GAME 7**

#8/8 UT vs. ETSU // Dec. 2, 2015

ETSU (3-5)		FG	3PT	FT	REBS	PF	TP	A	TO	Bl	St	Min
24	Kendrick, Shomari f	1-2	0-0	0-0	0-1-1	3	2	0	3	0	0	14
30	Tipps, Sadasia f	1-2	0-0	8-10	3-2-5	3	10	1	2	0	1	37
10	Christopher, Chandle g	2-4	1-2	0-0	0-2-2	3	5	5	10	0	4	33
2	Bridges, Shamauria g	9-19	3-9	0-1	0-3-3	1	21	0	1	0	1	33
4	Lytton, Carley g	2-4	2-3	0-0	1-0-1	2	6	3	8	0	0	23
22	Schurr, Mallore	0-0	0-0	0-0	0-3-3	3	0	0	0	0	0	8
3	Vaughan, Adriane	0-4	0-2	0-0	0-1-1	0	0	1	3	0	0	17
32	McNeese, Mendy	0-0	0-0	0-0	0-0-0	0	0	0	4	0	0	9
45	Rodriguez, Yamile	2-2	0-0	1-2	0-4-4	2	5	1	1	4	1	26
Team					2-4-6			3				
Totals.....		17-37	6-16	9-13	6-20-26	17	49	11	35	4	7	200

TOTAL FG%	1st Half: 7-14 50.0%	2nd Half: 10-23 43.5%	Game: 45.9%
3-Pt. FG%	1st Half: 4-7 57.1%	2nd Half: 2-9 22.2%	Game: 37.5%
F Throw %	1st Half: 6-8 75.0%	2nd Half: 3-5 60.0%	Game: 69.2%

Tennessee (6-1)		FG	3PT	FT	REBS	PF	TP	A	TO	Bl	St	Min
12	Graves, Bashaara f	4-6	0-0	0-2	5-2-7	2	8	0	3	0	2	27
21	Russell, Mercedes c	6-11	0-0	1-1	7-3-10	1	13	1	1	1	1	31
0	Reynolds, Jordan g	2-4	0-1	0-0	1-1-2	3	4	3	1	0	4	23
11	DeShields, Diamond g	12-20	3-6	4-5	4-4-8	4	31	5	5	0	7	27
14	Carter, Andraya g	2-6	0-1	0-0	2-0-2	1	4	2	2	0	2	27
10	Jackson, MeMe	1-6	0-3	0-0	1-0-1	4	2	1	0	0	1	17
20	Cooper, Te'a	9-18	3-5	2-3	0-2-2	1	23	4	3	0	2	26
33	Middleton, Alexa	0-3	0-2	0-0	1-2-3	0	0	5	1	0	3	22
TEAM					0-2-2			1				
Totals.....		36-74	6-18	7-11	21-16-37	16	85	21	16	1	22	200

TOTAL FG%	1st Half: 15-39 38.5%	2nd Half: 21-35 60.0%	Game: 48.6%
3-Pt. FG%	1st Half: 0-7 0.0%	2nd Half: 6-11 54.5%	Game: 33.3%
F Throw %	1st Half: 3-6 50.0%	2nd Half: 4-5 80.0%	Game: 63.6%

Officials: Rob Gulbeyan, Meadow Overstreet, Erica Bradley  
 Technical fouls: East Tenn. State-None. Tennessee-None.  
 Attendance: 9328

Score by Periods	1st	2nd	3rd	4th	Total
East Tenn. State	11	13	10	15	49
Tennessee	16	17	22	30	85

Points in the paint-ETSU 8, UT 56. Points off turnovers-ETSU 9, UT 44.  
 2nd chance points-ETSU 9, UT 20. Fast break points-ETSU 6, UT 22.  
 Bench points-ETSU 5, UT 25. Score tied-1 time. Lead changed-2 times.  
 Last FG-ETSU 4th-00:28, UT 4th-00:44.  
 Largest lead-ETSU by 2 2nd-07:16, UT by 38 4th-00:44.  
 ETSU led for 03:03. UT led for 35:40. Game was tied for 01:17.

**KNOXVILLE, Tenn.** -- Diamond DeShields was spectacular with 31 points and seven steals to lead No. 8/8 Tennessee to an 85-49 victory over East Tennessee State at Thompson-Boling Arena.

Tennessee (6-1) thrived thanks to a big night from a trio of players that the Lady Vols did not have last season. DeShields was 12-of-20 from the floor and also tallied eight rebounds and five assists. She was not the only Lady Vol who had a career night. Te'a Cooper shined in the second half to finish with a career-high 23 points on 9-of-18 shooting. Mercedes Russell posted a double-double, her third on the season, with 13 points and 10 rebounds in the win.

The Lady Vols held ETSU (3-5) to 37 shots, which tied for the fewest field goal attempts allowed since the 1980-81 season. Kentucky also went 17-37 on Jan. 14, 1996. UT had 35 shots in just the second half.

Shamauria Bridges led the Bucs with 21 points on 9-of-19 shooting.

UT also racked up 22 steals in the win, which tied for the 11th-most in school history and the Lady Vols' most since recording 22 steals against Alcorn State on Nov. 25, 2012.

DeShields came out of halftime on fire, sparking a 10-0 UT run at the start of the third quarter. Thirteen seconds into the second half, she stole the ball at mid-court and ignited the crowd with a behind-the-back pass in transition to Andraya Carter for a layup. On UT's next possession, DeShields fired a bullet pass inside to Russell for an easy layup. A minute later she made layups off of steals by Jordan Reynolds and Carter and then proceeded to steal the inbounds pass for a third-straight layup, giving Tennessee a 43-24 lead and firm control of the game.

Tennessee led 16-11 after the first quarter, but the Buccaneers surged early in the second quarter, hitting three 3-pointers before a free throw by Sadasia Tipps gave ETSU an 18-16 lead. The Lady Vols finished the first half with a 17-6 run over the final six minutes to take a 33-24 advantage into the break.

Russell scored seven points on the Lady Vols' 17-6 run to close the second quarter. ETSU shot 50 percent from the floor in the first half while Tennessee shot just 38.5 percent.

**GAME 8**

#8/8 UT vs. Virginia Tech // Dec. 6, 2015

Virginia Tech (7-1)		FG	3PT	FT	REBS	PF	TP	A	TO	Bl	St	Min
11	Magarity, Regan f	5-6	3-3	0-3	1-6-7	3	13	2	4	0	3	32
4	Young, Hannah f	1-9	1-6	2-2	0-3-3	3	5	0	1	0	2	31
40	Powell, Dominique f	3-3	0-0	1-2	1-2-3	2	7	3	1	1	1	27
12	Hicks, Chanette g	4-12	0-0	1-7	2-5-7	1	9	2	3	0	3	32
5	Panousis, Vanessa g	5-9	5-8	6-6	0-1-1	0	21	3	6	0	1	35
2	Cook, Sidney	0-5	0-2	0-0	1-4-5	2	0	3	0	0	0	21
23	Camp, Rachel	1-1	0-0	0-0	1-3-4	1	2	0	0	0	0	11
25	Hill, Samantha	0-0	0-0	0-0	0-1-1	0	0	1	1	0	0	11
TEAM					3-1-4			1				
Totals.....		19-45	9-19	10-20	9-26-35	12	57	14	17	1	10	200

TOTAL FG%	1st Half: 8-19 42.1%	2nd Half: 11-26 42.3%	Game: 42.2%
3-Pt. FG%	1st Half: 3-9 33.3%	2nd Half: 6-10 60.0%	Game: 47.4%
F Throw %	1st Half: 3-7 42.9%	2nd Half: 7-13 53.8%	Game: 50.0%

Tennessee (6-2)		FG	3PT	FT	REBS	PF	TP	A	TO	Bl	St	Min
12	Graves, Bashaara f	2-5	0-0	3-4	2-5-7	4	7	0	0	0	1	33
21	Russell, Mercedes c	7-12	0-0	0-1	9-6-15	0	14	1	3	2	0	37
0	Reynolds, Jordan g	0-5	0-3	1-1	0-3-3	4	1	2	3	0	0	35
11	DeShields, Diamond g	6-18	1-8	2-2	2-4-6	4	15	0	4	0	1	32
14	Carter, Andraya g	1-4	0-1	0-0	1-0-1	5	2	4	1	2	29	
10	Jackson, MeMe	0-4	0-3	0-0	0-0-0	1	0	2	0	0	0	13
20	Cooper, Te'a	1-7	0-4	2-2	0-0-0	3	4	3	2	0	1	21
TEAM					0-3-3			1				
Totals.....		17-55	1-19	8-10	14-21-35	21	43	10	17	3	5	200

TOTAL FG%	1st Half: 11-30 36.7%	2nd Half: 6-25 24.0%	Game: 30.9%
3-Pt. FG%	1st Half: 1-9 11.1%	2nd Half: 0-10 0.0%	Game: 5.3%
F Throw %	1st Half: 2-3 66.7%	2nd Half: 6-7 85.7%	Game: 80.0%

Officials: Scott Yarbrough, Carla Fountain, Eric Koch  
 Technical fouls: Virginia Tech-None. Tennessee-None.  
 Attendance: 9431

Score by Periods	1st	2nd	3rd	4th	Total
Virginia Tech	8	14	14	21	57
Tennessee	13	12	12	6	43

Points in the paint-VT 16, UT 24. Points off turnovers-VT 11, UT 10.  
 2nd chance points-VT 11, UT 14. Fast break points-VT 2, UT 4.  
 Bench points-VT 2, UT 4. Score tied-4 times. Lead changed-7 times.  
 Last FG-VT 4th-02:17, UT 4th-06:27.  
 Largest lead-VT by 14 4th-00:16, UT by 9 1st-03:27.  
 VT led for 09:29. UT led for 26:39. Game was tied for 03:30.

**KNOXVILLE, Tenn.** -- No. 8/8 Tennessee fell to Virginia Tech, 57-43, in the final contest of an eight-game homestand to open the season.

The Hokies (7-1) held the Lady Vols to a season-low 43 points on just 31 percent shooting. The big difference came from behind the arc as Virginia Tech finished 9-19 from 3-point range while UT was held to a season-worst 1-19 from long range.

Virginia Tech guard Vanessa Panousis led all scorers with 21 points including 5-8 shooting from beyond the arc.

The Lady Vols led 25-22 at the break in what was a low-scoring opening 20 minutes. Diamond DeShields and Mercedes Russell paced the offense, accounting for 23 of the team's 25 first-half points. DeShields led all scorers at halftime with 15 points, extending her double-digit scoring streak to five straight games while Russell had eight points and nine rebounds.

The Big Orange led by as many as nine points in the first half in addition to holding the Hokies to just 22 points. The Lady Vols also forced 11 turnovers and recorded two blocks in first two quarters.

Tennessee (6-2) led by one entering the final quarter of play but was outscored 21-6 in the fourth as the Hokies snapped UT's 44-game home unbeaten streak against unranked non-conference opponents.

Russell was a bright spot on both ends of the floor for the Lady Vols, scoring 14 points while grabbing a career-high 15 rebounds on the afternoon.



# GAME 9

#16/15 UT at Wichita State // Dec. 11, 2015

Tennessee (7-2)		FG	3PT	FT	REBS	PF	TP	A	TO	Bl	St	Min
12	Graves, Bashaara f	7-9	0-0	4-7	11-2-13	4	18	0	2	0	2	37
21	Russell, Mercedes c	2-7	0-0	0-1	0-8-8	2	4	1	4	0	0	34
00	Reynolds, Jordan g	1-5	1-2	0-0	0-2-2	0	3	3	2	0	2	31
11	DeShields, Diamondg	3-11	0-2	2-2	1-3-4	2	8	4	4	0	0	30
14	Carter, Andraya g	5-7	0-0	4-4	0-1-1	1	14	0	5	0	2	39
10	Jackson, MeMe	1-5	0-2	0-0	0-1-1	1	2	0	0	0	1	7
13	Dunbar, Kortney	0-1	0-1	0-0	0-1-1	0	0	0	0	0	1	5
20	Cooper, Te'a	2-9	0-1	5-6	0-3-3	4	9	0	2	0	1	17
TEAM												
Totals.....		21-54	1-8	15-20	14-23-37	14	58	8	20	0	9	200

TOTAL FG%	1st Half: 8-22 36.4%	2nd Half: 13-32 40.6%	Game: 38.9%
3-Pt. FG%	1st Half: 1-4 25.0%	2nd Half: 0-4 0.0%	Game: 12.5%
F Throw %	1st Half: 6-6 100%	2nd Half: 9-14 64.3%	Game: 75.0%

Wichita State (1-6)		FG	3PT	FT	REBS	PF	TP	A	TO	Bl	St	Min
35	BESSARD, Rangie f	3-8	0-2	3-3	2-1-3	4	9	1	2	2	5	35
03	STOVALL, Aundra g	1-2	0-1	2-2	0-1-1	2	4	3	4	0	0	38
04	LOCKHART, Diamond g	5-12	1-3	0-0	1-1-2	5	11	4	3	0	0	35
23	MIKE, TaQuandra g	4-11	3-9	0-0	1-5-6	1	11	1	3	0	1	33
25	CHAPEL, Jaleesa g	2-7	2-3	0-2	0-6-6	2	6	2	7	1	3	38
14	PACAR, Marija	3-7	2-4	0-0	0-1-1	4	8	0	2	0	4	13
34	LEHNE, Ellie	1-1	0-0	0-0	2-2-4	1	2	0	1	0	0	8
TEAM												
Totals.....		19-48	8-22	5-7	7-22-29	19	51	11	23	3	13	200

TOTAL FG%	1st Half: 9-22 40.9%	2nd Half: 10-26 38.5%	Game: 39.6%
3-Pt. FG%	1st Half: 5-12 41.7%	2nd Half: 3-10 30.0%	Game: 36.4%
F Throw %	1st Half: 0-0 0.0%	2nd Half: 5-7 71.4%	Game: 71.4%

Officials: Beverly Roberts, Tina Napier, Gina Cross  
 Technical fouls: Tennessee-None. Wichita State-None.  
 Attendance: 2424

Score by Periods	1st	2nd	3rd	4th	Total
Tennessee	17	6	17	18	58
Wichita State	10	13	16	12	51

Points in the paint-UT 30,WICH 18. Points off turnovers-UT 22,WICH 18.  
 2nd chance points-UT 14,WICH 5. Fast break points-UT 4,WICH 2.  
 Bench points-UT 11,WICH 10. Score tied-4 times. Lead changed-10 times.  
 Last FG-UT 4th-02:58, WICH 4th-03:48.  
 Largest lead-UT by 8 3rd-02:26, WICH by 2 4th-07:51.  
 UT led for 29:43. WICH led for 05:09. Game was tied for 05:08.

**WICHITA, Kan.** -- Bashaara Graves and Andraya Carter both scored 12 second-half points to lead No. 16/15 Tennessee to a hard-fought 58-51 win over Wichita State at Charles Koch Arena.

The game marked the first road contest this season for the Lady Vols after opening the year with eight consecutive home games at Thompson-Boling Arena.

The Big Orange (7-2) got big performances from two of its most experienced players in Graves and Carter.

Graves posted her fourth double-double of the season and led all players with 18 points and 13 rebounds on the night. Carter also provided a major boost offensively, scoring 12 of her season-high 14 points in the second half while going 5-of-7 from the floor on the night.

UT got off to a solid start and led 17-10 after the first quarter, but was held to only six points in the second quarter and went into the half tied at 23. Graves and Te'a Cooper led Tennessee with six points apiece at the break. Graves also added six rebounds in the opening 20 minutes.

The Lady Vols outscored the Shockers, 18-12, in the fourth quarter and iced the game away from the free-throw line, going 6-6 in the final 1:20 of the game. UT enjoyed a big advantage from the line throughout the game, going 15-20 from the stripe while Wichita State made only five free throws on seven attempts.

Diamond Lockhart and TaQuandra Mike led the Shockers with 11 points each.

# GAME 10

#14/16 UT at #15/14 Stanford // Dec. 16, 2015

Tennessee (7-3)		FG	3PT	FT	REBS	PF	TP	A	TO	Bl	St	Min
12	Graves, Bashaara f	2-6	0-0	6-7	2-3-5	2	10	3	1	0	4	32
31	Nared, Jaime f	4-12	2-6	2-4	1-2-3	3	12	0	1	0	2	22
21	Russell, Mercedes c	3-6	0-0	1-2	4-4-8	1	7	0	4	0	0	25
11	DeShields, Diamondg	6-16	0-3	0-0	0-4-4	4	12	1	1	1	1	28
14	Carter, Andraya g	1-5	0-0	2-2	2-0-2	5	4	2	0	0	0	35
00	Reynolds, Jordan	0-2	0-1	1-2	2-1-3	4	1	1	2	0	0	20
10	Jackson, MeMe	1-3	0-1	0-0	0-0-0	2	2	0	1	0	0	7
13	Dunbar, Kortney	1-2	1-2	0-0	0-0-0	0	3	0	0	1	0	6
20	Cooper, Te'a	2-11	0-1	0-0	0-0-0	4	4	2	2	0	1	25
TEAM												
Totals.....		20-63	3-14	12-17	13-18-31	25	55	9	14	2	8	200

TOTAL FG%	1st Half: 9-34 26.5%	2nd Half: 11-29 37.9%	Game: 31.7%
3-Pt. FG%	1st Half: 0-5 0.0%	2nd Half: 3-9 33.3%	Game: 21.4%
F Throw %	1st Half: 2-4 50.0%	2nd Half: 10-13 76.9%	Game: 70.6%

Stanford (7-2)		FG	3PT	FT	REBS	PF	TP	A	TO	Bl	St	Min
24	McCall, Erica f	7-12	0-0	0-1	4-6-10	3	14	0	2	1	1	36
32	Johnson, Kailee f	1-2	0-0	1-2	0-2-2	2	3	0	2	0	1	19
01	Thompson, Lili g	7-13	1-3	4-4	1-6-7	0	19	4	5	1	1	31
10	Roberson, Briana g	1-4	0-2	0-2	0-2-2	1	2	1	3	0	0	17
44	Samuelson, Karlie g	2-7	1-5	2-2	0-3-3	1	7	1	2	0	2	37
05	Johnson, Kaylee	3-4	0-0	4-6	2-3-5	2	10	0	0	2	0	16
11	Smith, Alanna	1-2	0-0	2-2	1-0-1	1	4	0	0	0	1	8
12	McPhee, Brittany	0-1	0-1	1-2	0-4-4	1	1	0	2	0	0	7
13	Sniezek, Marta	2-3	0-0	5-9	1-2-3	1	9	4	3	0	2	29
TEAM												
Totals.....		24-48	2-11	19-30	10-32-42	12	69	10	20	4	8	200

TOTAL FG%	1st Half: 12-23 52.2%	2nd Half: 12-25 48.0%	Game: 50.0%
3-Pt. FG%	1st Half: 0-5 0.0%	2nd Half: 2-6 33.3%	Game: 18.2%
F Throw %	1st Half: 11-14 78.6%	2nd Half: 8-16 50.0%	Game: 63.3%

Officials: Charles Gonzalez, Brenda Pantoja, Anita Ortega  
 Technical fouls: Tennessee-None. Stanford-None.  
 Attendance: 3768

Score by Periods	1st	2nd	3rd	4th	Total
Tennessee	11	9	10	25	55
Stanford	17	18	13	21	69

Points in the paint-UT 26,STAN 40. Points off turnovers-UT 18,STAN 10.  
 2nd chance points-UT 6,STAN 12. Fast break points-UT 8,STAN 8.  
 Bench points-UT 10,STAN 24. Score tied-1 time. Lead changed-1 time.  
 Last FG-UT 4th-00:56, STAN 4th-01:34.  
 Largest lead-UT by 2 1st-09:50, STAN by 21 3rd-02:05.  
 UT led for 00:50. STAN led for 38:20. Game was tied for 00:50.

**STANFORD, Calif.** -- Jaime Nared and Bashaara Graves combined for 20 fourth-quarter points and nearly led No. 14/16 Tennessee back from a 21-point deficit before the Lady Vols fell to No. 15/14 Stanford, 69-55, at Maples Pavilion.

Nared, who made her season debut on Wednesday, scored all 12 of her points in the fourth quarter and also had three rebounds. Graves scored eight of her 10 points in the fourth quarter and ignited the late Tennessee (7-3) surge. She also had five rebounds and three assists and went 6-of-7 from the free-throw line.

The Lady Vols outscored Stanford (7-2), 25-21, in the fourth, but it was not enough as the Cardinal controlled the first three quarters.

Diamond DeShields added 12 points and four rebounds in the loss. Mercedes Russell had seven points and a team-high eight rebounds.

Stanford's Lili Thompson led all scorers with 19 points on 7-of-13 shooting and also had seven rebounds and four assists. Erica McCall posted a double-double with 14 points and 10 boards and Kaylee Johnson added 10 points.

Neither team shot well from 3-point range as Tennessee was 3-of-14 and Stanford was 2-of-11. Each team went 0-of-5 from beyond the arc in the first half. Stanford mixed mid-range shots and drives into the paint in the first three quarters to control the pace of the game.

Tennessee refused to quit despite trailing by double-digits for most of the game. Andraya Carter made two free throws with 16 seconds left in the third quarter to start an 18-6 Lady Vol run that turned a 19-point deficit into a seven-point deficit. Graves scored the first eight points of the fourth quarter and Nared hit a pair of 3-pointers before making a layup to put UT to within and 54-47 with 5:37 remaining.

Nared closed the gap to seven points again when she hit a jumper with 3:17 remaining as Tennessee trailed 58-51. That is as close as the Lady Vols would get for the rest of the game.

The Cardinal took control of the game in the second quarter when a jumper by Karlie Samuelson with 8:22 remaining sparked an 8-2 run and built a 14-point Stanford lead at 27-13. Thompson hit two free throws with 31 seconds left in the half and Stanford took a 35-20 advantage in to halftime. DeShields and Thompson had 10 points each to lead their respective teams.

Stanford held a 17-11 lead after the first quarter with DeShields scoring eight of those 11 points. The Cardinal out-rebounded the Lady Vols, 10-7, and outshot UT from the field, 58.3 percent to 29.4 percent in the opening period.

GENERAL

STAFF

PLAYERS

REVIEW

HISTORY

FACILITIES

NCAA

SEC

RECORDS

MEDIA INFO





**GAME 11**

#14/16 UT at #7/7 Oregon St. // Dec. 19, 2015

Tennessee (8-3)		FG	3PT	FT	REBS	PF	TP	A	TO	Bl	St	Min	
12	Graves, Bashaara	f	4-6	0-0	1-2	2-0-2	0	9	1	0	0	1	30
13	Dunbar, Kortney	f	0-1	0-1	0-0	0-2-2	0	0	0	0	0	1	12
21	Russell, Mercedes	c	6-8	0-0	0-0	0-2-2	3	12	0	2	2	1	37
14	Carter, Andraya	g	4-8	0-0	0-0	0-1-1	3	8	2	1	0	3	26
31	Nared, Jaime	g	0-7	0-1	0-0	2-4-6	2	0	2	0	0	0	20
00	Reynolds, Jordan		4-9	0-0	0-0	0-1-1	3	8	2	2	0	0	29
10	Jackson, MeMe		0-1	0-0	0-0	1-2-3	1	0	0	1	0	0	2
11	DeShields, Diamond		6-12	0-0	2-8	2-7-9	3	14	1	2	3	1	31
20	Cooper, Te'a		1-5	0-0	0-0	0-1-1	2	2	2	1	0	0	13
TEAM					2-4-6								
Totals.....			25-57	0-2	3-10	9-24-33	17	53	10	9	5	7	200

TOTAL FG%	1st Half: 17-31 54.8%	2nd Half: 8-26 30.8%	Game: 43.9%
3-Pt. FG%	1st Half: 0-2 0.0%	2nd Half: 0-0 0.0%	Game: 0.0%
F Throw %	1st Half: 1-6 16.7%	2nd Half: 2-4 50.0%	Game: 30.0%

Oregon State (8-1)		FG	3PT	FT	REBS	PF	TP	A	TO	Bl	St	Min	
32	Hunter, Deven	f	0-3	0-0	0-0	4-1-5	2	0	3	3	0	0	18
44	Hamblin, Ruth	c	3-8	0-0	0-0	3-9-12	1	6	1	0	3	0	39
11	Hanson, Gabriella	g	2-9	1-3	0-0	1-3-4	2	5	2	1	1	2	26
15	Weisner, Jamie	g	6-23	0-10	4-4	7-5-12	3	16	0	2	0	0	38
24	Wiese, Sydney	g	7-17	3-10	0-0	0-5-5	0	17	0	3	1	2	37
05	Siegner, Samantha		0-0	0-0	0-0	1-1-2	0	0	0	1	0	0	5
10	McWilliams, Katie		0-1	0-1	2-2	0-1-1	0	2	0	0	0	1	16
12	Orum, Kolbie		0-0	0-0	0-0	1-0-1	1	0	0	1	0	0	3
21	Gulich, Marie		2-2	0-0	0-0	1-2-3	2	4	1	2	0	1	15
22	Hill, Jen'Von'Ta		0-2	0-0	0-0	0-0-0	0	0	0	1	0	0	3
TEAM					3-0-3								
Totals.....			20-65	4-24	6-6	21-27-48	11	50	7	15	5	6	200

TOTAL FG%	1st Half: 7-32 21.9%	2nd Half: 13-33 39.4%	Game: 30.8%
3-Pt. FG%	1st Half: 2-14 14.3%	2nd Half: 2-10 20.0%	Game: 16.7%
F Throw %	1st Half: 2-2 100%	2nd Half: 4-4 100%	Game: 100%

Officials: Melissa Barlow, Robert Scofield, Michol Murray  
 Technical fouls: Tennessee-None. Oregon State-None.  
 Attendance: 8223

Score by Periods	1st	2nd	3rd	4th	Total
Tennessee	17	18	10	8	53
Oregon State	11	7	22	10	50

Points in the paint-UT 30, OSU 26. Points off turnovers-UT 14, OSU 9.  
 2nd chance points-UT 8, OSU 9. Fast break points-UT 12, OSU 2.  
 Bench points-UT 24, OSU 6. Score tied-3 times. Lead changed-3 times.  
 Last FG-UT 4th-03:56, OSU 4th-03:13.  
 Largest lead-UT by 19 3rd-09:36, OSU by 2 1st-09:08.  
 UT led for 36:33. OSU led for 00:45. Game was tied for 02:42.

**CORVALLIS, Ore.** -- #14 Tennessee rebounded from a loss at #15 Stanford just three days earlier with a 53-50 win at #7 Oregon State. The Lady Vols (8-3) ended the Beavers' perfect start to the season as they fell to 8-1 overall.

Diamond DeShields scored a team-high 14 points, including two clutch free throws, her first of the night, with 31.4 seconds remaining -- after missing her first six attempts -- to seal the win. She also grabbed nine rebounds.

A pair of Oregonians helped the Lady Vols to their best road win in eight years. Mercedes Russell (12 points) and Jordan Reynolds (eight points) combined for 20 points.

In beating the #7 Beavers on the road, the victory marked the highest ranked foe knocked off by Tennessee in a road game since Feb. 19, 2007, when the Lady Vols clinched the SEC regular-season championship with a win at #7 LSU. Last season, Tennessee won at #10 Kentucky for its first win over a Top 10 team on the road since the 2007-08 season. Saturday's win at Oregon State was Tennessee's second road win at a Top-10 team since winning at #10 Duke on Jan. 28, 2008.

This win was also the best win over a team away from Knoxville since Tennessee defeated #4 Stanford in the 2008 NCAA Championship Game.

The Lady Vols led by as many as 19 points early in the third quarter and withstood Oregon State's charge in the second half. The Beavers used an 18-2 run to cut their deficit to one point at 47-46 with six minutes left in regulation.

Down 51-50, Oregon State had four chances to take the lead in the final two minutes, as the Beavers grabbed four consecutive offensive rebounds but couldn't score.

DeShields made a pair with 31.5 seconds left to put Tennessee up 53-50. Oregon State's Jamie Weisner missed a potential game-tying 3-pointer as time expired.

Sydney Wiese led Oregon State with 17 points. Weisner had a double-double with 16 points and 12 rebounds.

Tennessee played a complete first half on both ends of the floor. The Lady Vols shot 54.8 percent from the floor while limiting Oregon State to just 21.9 percent on 7-of-32. The Beavers made just 2-of-14 3-pointers in the first 20 minutes.

**GAME 12**

#13/16 UT vs. Stetson // Dec. 30, 2015

Stetson (8-5)		FG	3PT	FT	REBS	PF	TP	A	TO	Bl	St	Min	
15	Beal, DeAsia	f	2-8	1-3	0-0	1-8-9	4	5	1	5	0	2	34
23	Bey, Breana	f	4-6	0-0	1-2	0-3-3	4	9	1	4	0	0	26
10	Saunders, Brianti	g	6-15	0-4	3-3	1-2-3	2	15	0	1	1	2	31
2	Beach, McKenna	g	1-6	1-4	2-2	1-1-2	2	5	1	5	0	0	21
25	Turner, Aisha	g	2-6	0-1	2-2	0-2-2	2	6	1	3	0	0	17
1	Sagerer, Sarah		1-7	0-2	2-2	2-4-6	2	4	1	1	3	2	27
21	Johnson-Matthews, Myk		5-10	2-3	0-0	2-1-3	2	12	0	1	0	0	35
22	Andersson, Ida		0-2	0-2	0-0	0-0-0	1	0	1	0	0	1	9
TEAM					2-0-2								
Totals.....			21-60	4-19	10-11	9-21-30	19	56	6	20	4	7	203

TOTAL FG%	1st Half: 13-30 43.3%	2nd Half: 8-30 26.7%	Game: 35.0%
3-Pt. FG%	1st Half: 1-9 11.1%	2nd Half: 3-10 30.0%	Game: 21.1%
F Throw %	1st Half: 4-4 100%	2nd Half: 6-7 85.7%	Game: 90.9%

Tennessee (9-3)		FG	3PT	FT	REBS	PF	TP	A	TO	Bl	St	Min	
12	Graves, Bashaara	f	2-3	0-0	1-1	3-4-7	2	5	3	0	1	2	19
13	Dunbar, Kortney	f	2-8	1-6	0-0	1-6-7	2	5	1	1	1	1	17
21	Russell, Mercedes	c	5-6	0-0	1-2	1-7-8	1	11	0	1	2	0	24
11	DeShields, Diamond	g	11-17	2-7	6-6	3-1-4	2	30	0	3	1	2	23
14	Carter, Andraya	g	1-2	0-1	0-0	0-1-1	1	2	1	0	0	1	14
0	Reynolds, Jordan		1-1	0-0	0-0	1-2-3	1	2	2	2	0	0	16
10	Jackson, MeMe		1-3	0-1	0-2	1-0-1	0	2	0	0	0	0	16
20	Cooper, Te'a		5-10	0-3	3-3	2-5-7	3	13	6	6	0	4	29
31	Nared, Jaime		5-12	0-1	2-4	0-2-2	1	12	3	2	0	2	25
33	Middleton, Alexa		2-4	2-2	2-2	1-1-2	1	8	3	2	0	1	17
TEAM					1-2-3								
Totals.....			35-66	5-21	15-20	14-31-45	14	90	19	17	5	13	204

TOTAL FG%	1st Half: 17-36 47.2%	2nd Half: 18-30 60.0%	Game: 53.0%
3-Pt. FG%	1st Half: 2-12 16.7%	2nd Half: 3-9 33.3%	Game: 23.8%
F Throw %	1st Half: 5-6 83.3%	2nd Half: 10-14 71.4%	Game: 75.0%

Officials: Jesse Dickerson, Kylie Galloway, Kim Thebo  
 Technical fouls: Stetson-None. Tennessee-None.  
 Attendance: 10705

Score by Periods	1st	2nd	3rd	4th	Total
Stetson	14	17	13	12	56
Tennessee	24	17	27	22	90

Points in the paint-STET 34, UT 46. Points off turnovers-STET 14, UT 26.  
 2nd chance points-STET 2, UT 17. Fast break points-STET 4, UT 15.  
 Bench points-STET 16, UT 37. Score tied-0 times. Lead changed-0 times.  
 Last FG-STET 4th-00:59, UT 4th-00:31.  
 Largest lead-STET None, UT by 37 4th-01:40.  
 STET led for 00:00. UT led for 39:48. Game was tied for 00:12.

**KNOXVILLE, Tenn.** -- It was Diamond DeShields' world on Wednesday night and the Tennessee Lady Volunteers were happy to be living in it. The redshirt sophomore scored 30 points to lead UT to a 90-56 win over Stetson at Thompson-Boling Arena.

DeShields scored the first 10 points of the night for Tennessee, a total of 14 in the opening period. Te'a Cooper scored 13, Jamie Nared 12 and Mercedes Russell 11. All 12 of Nared's points came in the second half.

The Lady Vols rushed out to a 24-14 lead after the first quarter, but the Hatters held strong to match Tennessee 17-17 in the second period that gave UT a 10-point halftime advantage.

Tennessee opened the second half with a 3-point barrage that pushed the advantage quickly skyward. DeShields and Kortney Dunbar hit back-to-back 3s on UT's first two possessions of the third quarter. DeShields followed that with a pair of free throws and another made bucket from long range that pushed the lead to 19 and put the game away.

Russell pulled down a team-high eight rebounds for Tennessee (9-3), who will turn its attention to Southeastern Conference play next, with a road trip to face the Missouri Tigers.

Brianti Saunders led Stetson (8-5) with 15 points, Myka Johnson-Matthews added 12.



# GAME 13

#12/11 UT at #20/RV Missouri // Jan. 4, 2016

Tennessee (10-3, 1-0)	FG	3PT	FT	REBS	PF	TP	A	TO	Bl	St	Min
11 DeShields, Diamond*	4-14	0-3	3-4	1-8-9	3	11	2	3	1	1	27
12 Graves, Bashaara *	2-4	0-0	6-6	1-7-8	2	10	4	3	1	1	29
14 Carter, Andraya *	3-6	2-3	1-2	1-2-3	0	9	1	0	0	0	24
21 Russell, Mercedes *	3-6	0-0	5-8	2-5-7	3	11	0	2	3	0	29
31 Nared, Jaime *	3-7	1-2	6-10	1-2-3	2	13	0	2	0	3	22
00 Reynolds, Jordan	2-4	0-0	1-2	0-5-5	2	5	1	0	0	1	23
10 Jackson, MeMe	0-2	0-0	0-0	0-0-0	1	0	0	0	0	0	7
13 Dunbar, Kortney	1-4	1-4	0-0	1-1-2	2	3	0	0	1	1	14
20 Cooper, Te'a	1-3	0-1	0-0	0-1-1	4	2	0	1	0	0	14
33 Middleton, Alexa	3-4	1-2	0-0	0-0-0	5	7	0	2	0	0	11
TEAM				4-1-5							
Totals.....	22-54	5-15	22-32	11-32-43	24	71	8	13	6	7	200

TOTAL FG%	1st Half: 9-26 34.6%	2nd Half: 13-28 46.4%	Game: 40.7%
3-Pt. FG%	1st Half: 3-7 42.9%	2nd Half: 2-8 25.0%	Game: 33.3%
F Throw %	1st Half: 12-21 57.1%	2nd Half: 10-11 90.9%	Game: 68.8%

Missouri (13-1, 0-1)	FG	3PT	FT	REBS	PF	TP	A	TO	Bl	St	Min
03 CUNNINGHAM, Sophie* 4-10	0-3	0-0	3-3-6	4	8	0	2	1	0	0	36
11 CUNNINGHAM, Lindsey* 1-4	0-1	2-2	1-3-4	2	4	4	3	0	2	29	
21 PORTER, Cierra *	2-5	0-0	0-1	2-2-4	4	4	0	0	0	0	18
22 FRERICKS, Jordan *	3-10	0-0	5-7	2-6-8	4	11	2	0	2	0	29
24 MICHAELIS, Sierra *	4-14	1-6	1-3	0-1-1	2	10	2	2	0	1	19
01 DOTY, Lianna	2-2	1-1	0-0	0-1-1	3	5	0	2	0	1	15
02 STOCK, Morgan	2-7	0-5	0-0	0-1-1	2	4	0	2	0	0	14
04 PORTER, Bri	1-4	0-2	0-0	1-1-2	1	2	0	0	0	0	9
10 STOCK, Maddie	0-1	0-1	0-0	0-1-1	1	0	0	1	0	0	8-
12 HUDYN, Michelle	0-0	0-0	0-0	0-0-0	0	0	0	0	0	0	1
20 McDOWELL, Kayla	1-5	0-1	3-4	2-3-5	1	5	1	0	0	0	10
23 ROBINSON, Juanita	1-2	0-1	0-0	0-1-1	1	2	0	2	0	0	12
TEAM				3-3-6							
Totals.....	21-64	2-21	11-17	14-26-40	25	55	9	14	3	4	200

TOTAL FG%	1st Half: 12-31 38.7%	2nd Half: 9-33 27.3%	Game: 32.8%
3-Pt. FG%	1st Half: 1-10 10.0%	2nd Half: 1-11 9.1%	Game: 9.5%
F Throw %	1st Half: 1-4 25.0%	2nd Half: 10-13 76.9%	Game: 64.7%

Officials: Tina Napier, Lisa Mattingly, Denise Brooks  
 Technical fouls: Tennessee-Middleton, Alexa. Missouri-ROBINSON, Juanita.  
 Attendance: 7989

Score by Periods	1st	2nd	3rd	4th	Total
Tennessee	16	17	20	18	71
Missouri	11	15	11	18	55

Points in the paint-UT 26, MU-W 36. Points off turnovers-UT 19, MU-W 14.  
 2nd chance points-UT 17, MU-W 15. Fast break points-UT 2, MU-W 2.  
 Bench points-UT 17, MU-W 18. Score tied-1 time. Lead changed-0 times.  
 Last FG-UT 4th-00:53, MU-W 4th-01:17.  
 Largest lead-UT by 19 4th-04:53, MU-W None.  
 UT led for 38:38. MU-W led for 00:00. Game was tied for 00:42.

**COLUMBIA, Mo.** -- No. 12 Tennessee put together a complete performance to knock No. 20 Missouri from the ranks of the unbeaten with a 71-55 victory at Mizzou Arena.

The Lady Vols (10-3) held the Tigers to a season-low 55 points and 2-for-21 shooting from 3-point range to open Southeastern Conference play with a victory for the second consecutive year.

With the win, UT improved to 3-2 against ranked opponents this season and extended its winning streak to three games.

Tennessee held a 7-point lead at the break thanks in large part to creating and scoring off of turnovers. The Big Orange forced 10 Missouri turnovers in the first half and generated 14 points off them.

The Lady Vols came out hot in the second half and outscored the Tigers, 20-11, in the third quarter to stretch their lead to 16 heading into the final 10 minutes.

Four different players scored in double figures for Tennessee on the night, led by Jaime Nared's season-high 13 points. The sophomore from Portland, Ore., has now scored in double figures in three straight games after missing the first nine contests of the season to injury.

Diamond DeShields and Mercedes Russell chipped in 11 points apiece as well, marking the 10th time that DeShields and Russell have scored in double figures this season. DeShields also led the team with nine rebounds on the night.

Jordan Frericks led Mizzou (13-1) with 11 points and eight rebounds

# GAME 14

#12/11 UT vs. #RV/RV Florida // Jan. 7, 2016

Florida (13-2, 1-1)	FG	3PT	FT	REBS	PF	TP	A	TO	Bl	St	Min
1 Williams, Ronni f	3-7	0-0	0-2	2-8-10	4	6	1	6	0	2	21
21 Christinaki, Eleanna f	8-16	1-3	1-2	3-3-6	1	18	8	2	0	0	31
44 Lorenzen, Haley f	3-7	0-0	2-4	2-2-4	4	8	0	2	1	1	28
3 Miller, January g	5-9	1-1	0-0	2-1-3	3	11	0	0	1	2	18
4 Needles, Carlie g	5-8	5-8	0-0	1-3-4	1	15	3	2	0	0	29
11 Anderson, Dyandria	0-1	0-0	0-0	0-2-2	0	0	0	2	0	0	6
13 Peoples, Cassie	3-7	1-2	2-2	1-3-4	0	9	1	4	0	2	17
15 Dimaite, Viktorija	0-1	0-0	0-0	0-0-0	1	0	0	1	0	0	5
20 Westbrook, Simone	0-3	0-1	0-0	0-2-2	0	0	1	4	0	1	18
23 Copeland, Brooke	1-3	1-3	0-0	0-0-0	0	3	0	0	1	0	4
24 Fleming, Tyshara	1-3	0-0	0-0	1-1-2	5	2	1	0	3	4	15
32 Batchelor, Carla	1-2	0-0	0-0	1-0-1	1	2	0	1	0	0	8
TEAM				4-4-8							
Totals.....	30-67	9-18	5-10	17-29-46	20	74	15	24	6	12	200

TOTAL FG%	1st Half: 12-37 32.4%	2nd Half: 18-30 60.0%	Game: 44.8%
3-Pt. FG%	1st Half: 4-9 44.4%	2nd Half: 5-9 55.6%	Game: 50.0%
F Throw %	1st Half: 1-2 50.0%	2nd Half: 4-8 50.0%	Game: 50.0%

Tennessee (10-4, 1-1)	FG	3PT	FT	REBS	PF	TP	A	TO	Bl	St	Min
12 Graves, Bashaara f	2-13	0-0	3-3	9-10-19	3	7	1	3	0	0	34
31 Nared, Jaime f	4-12	0-2	2-3	6-0-6	3	10	2	1	0	1	25
21 Russell, Mercedes c	3-6	0-0	2-2	3-4-7	1	8	0	0	3	2	28
11 DeShields, Diamond g	6-21	0-5	4-4	1-3-4	1	16	2	7	2	1	33
14 Carter, Andraya g	4-9	3-5	2-3	1-3-4	3	13	1	5	1	3	30
0 Reynolds, Jordan	1-3	0-0	1-2	5-0-5	0	3	1	1	1	1	21
13 Dunbar, Kortney	0-2	0-2	0-0	0-0-0	0	0	0	0	0	0	1
20 Cooper, Te'a	3-11	1-5	0-0	1-0-1	3	7	2	2	0	3	19
33 Middleton, Alexa	1-5	0-3	0-0	1-2-3	2	2	1	2	0	2	9
TEAM				4-1-5							
Totals.....	24-82	4-22	14-17	31-23-54	16	66	10	21	7	13	200

TOTAL FG%	1st Half: 13-38 34.2%	2nd Half: 11-44 25.0%	Game: 29.3%
3-Pt. FG%	1st Half: 2-9 22.2%	2nd Half: 2-13 15.4%	Game: 18.2%
F Throw %	1st Half: 7-10 70.0%	2nd Half: 7-7 100%	Game: 82.4%

Officials: Dee Kantner, Laura Morris, Brian Garland  
 Technical fouls: Florida-None. Tennessee-None.  
 Attendance: 9774

Score by Periods	1st	2nd	3rd	4th	Total
Florida	16	13	24	21	74
Tennessee	25	10	18	13	66

Points in the paint-UF 38, UT 36. Points off turnovers-UF 17, UT 17.  
 2nd chance points-UF 14, UT 21. Fast break points-UF 20, UT 6.  
 Bench points-UF 16, UT 12. Score tied-5 times. Lead changed-8 times.  
 Last FG-UF 4th-01:12, UT 4th-01:26.  
 Largest lead-UF by 8 4th-00:46, UT by 11 1st-02:30.  
 UF led for 10:58. UT led for 22:39. Game was tied for 06:23.

**KNOXVILLE, Tenn.** -- Diamond DeShields had 16 points and Bashaara Graves hauled down a career-high 19 rebounds, but the No. 12/11 Lady Vols fell to Florida, 74-66, in Thompson-Boling Arena after a second-half surge by the Gators.

Tennessee (10-4, 1-1 SEC) led 35-29 at the half. Florida (13-2, 1-1 SEC) knotted the game at 53-53 by the end of the third quarter and outscored the Lady Vols in the fourth, 21-13, to earn its first win over UT since Feb. 8, 2009.

Thursday's game also marked Tennessee's first loss to Florida at Thompson-Boling Arena since Feb. 26, 2006.

DeShields scored in double figures for the 11th-straight game on 6-of-21 shooting from the field and 4-of-4 shooting from the free-throw line. Andraya Carter had 13 points and four rebounds and Jaime Nared added 10 points and six boards.

Eleanna Christinaki led Florida with 18 points on 8-of-16 shooting and also had eight assists and six rebounds. Carlie Needles had 15 points and January Miller added 11.

After the Gators outscored the Lady Vols in the third quarter, 24-18, Florida pulled ahead midway through the fourth thanks to strong outside shooting. UF was 9-of-18 from 3-point range and 5-of-9 in the second half.

Florida went on an 11-4 run to start the second quarter and tie the game at 29-29. UT closed the first half with a 6-0 run over the final three minutes to take a 35-29 lead into halftime. Nared and Te'a Cooper led the Lady Vols with seven points each and Graves had 10 rebounds before the start of the second half.

Tennessee controlled the game in the first quarter. With the game tied at 7-7 four minutes in, Nared hit a free throw and Cooper stole the ball on Florida's next two possessions to spark a 13-2 Tennessee run.

GENERAL

STAFF

PLAYERS

REVIEW

HISTORY

FACILITIES

NCAA

SEC

RECORDS

MEDIA INFO





**GAME 15**

#12/11 UT vs. Auburn // Jan. 10, 2016

Auburn (11-5, 1-2)	FG	3PT	FT	REBS	PF	TP	A	TO	Bl	St	Min
15 Jones, Jazmine f	0-6	0-0	0-0	2-1-3	3	0	0	3	0	0	20
44 Tanner, Tra'Cee c	4-12	0-0	4-5	5-5-10	1	12	4	1	0	3	34
10 Montgomery, Brandy g	4-13	2-6	1-2	1-1-2	1	11	0	3	0	0	26
13 Frerking, Katie g	4-12	1-2	0-0	1-1-2	4	9	1	1	0	5	33
40 Dieng, Khady g	0-1	0-0	0-0	0-1-1	4	0	0	0	0	0	14
12 Garvin, Jonika	1-3	0-0	0-2	1-0-1	0	2	2	1	0	1	12
23 Jones, Jessica	0-0	0-0	0-0	1-0-1	0	0	0	0	0	0	7
3 Sanders, Erica	3-8	0-1	0-0	3-1-4	2	6	1	1	0	2	24
33 McKay, Janiah	3-12	1-6	3-4	0-1-1	1	10	1	2	0	1	27
35 Capers, Cabriana	1-1	0-0	0-0	1-0-1	0	2	0	0	0	0	3
TEAM				4-0-4				1			
Totals.....	20-68	4-15	8-13	19-11-30	16	52	9	13	0	12	200

TOTAL FG%	1st Half: 10-32 31.3%	2nd Half: 10-36 27.8%	Game: 29.4%
3-Pt. FG%	1st Half: 2-10 20.0%	2nd Half: 2-5 40.0%	Game: 26.7%
F Throw %	1st Half: 4-6 66.7%	2nd Half: 4-7 57.1%	Game: 61.5%

Tennessee (11-4, 2-1)	FG	3PT	FT	REBS	PF	TP	A	TO	Bl	St	Min
12 Graves, Bashaara f	8-9	0-0	2-2	2-3-5	2	18	0	1	1	1	24
31 Nared, Jaime f	2-3	0-0	0-0	2-3-5	1	4	2	1	1	0	23
21 Russell, Mercedes c	5-10	0-0	0-0	4-9-13	2	10	1	0	3	1	26
11 DeShields, Diamondg	9-14	2-4	5-6	1-5-6	1	25	7	6	2	2	28
14 Carter, Andraya g	0-2	0-2	0-0	0-0-0	0	0	1	4	0	1	17
0 Reynolds, Jordan	2-4	0-1	0-0	1-3-4	1	4	5	1	0	2	23
1 Moore, Nia	2-2	0-0	0-0	0-0-0	0	4	1	0	0	0	4
10 Jackson, MeMe	0-0	0-0	0-0	0-0-0	0	0	0	1	0	0	4
13 Dunbar, Kortney	2-4	1-3	1-1	0-0-0	0	6	0	1	0	8	
20 Cooper, Te'a	0-3	0-1	0-0	1-4-5	3	0	1	1	0	1	22
33 Middleton, Alexa	4-6	0-0	0-0	0-4-4	0	8	2	3	0	0	21
TEAM								1			
Totals.....	34-57	3-11	8-9	11-31-42	10	79	20	19	8	8	200

TOTAL FG%	1st Half: 19-32 59.4%	2nd Half: 15-25 60.0%	Game: 59.6%
3-Pt. FG%	1st Half: 1-5 20.0%	2nd Half: 2-6 33.3%	Game: 27.3%
F Throw %	1st Half: 2-2 100%	2nd Half: 6-7 85.7%	Game: 88.9%

Officials: Bob Trammell, Cameron Inouye, Kelly Johnson  
 Technical fouls: Auburn-None. Tennessee-None.  
 Attendance: 11539

Score by Periods	1st	2nd	3rd	4th	Total
Auburn	16	10	14	12	52
Tennessee	18	23	16	22	79

Points in the paint-AU 26,UT 48. Points off turnovers-AU 13,UT 18.  
 2nd chance points-AU 13,UT 9. Fast break points-AU 0,UT 22.  
 Bench points-AU 20,UT 22. Score tied-3 times. Lead changed-2 times.  
 Last FG-AU 4th-00:01, UT 4th-00:55.  
 Largest lead-AU by 2 1st-08:13, UT by 31 4th-05:08.  
 AU led for 01:18. UT led for 35:41. Game was tied for 03:01.

**KNOXVILLE, Tenn.** -- Diamond DeShields scored 25 points, Bashaara Graves scored 18 points and Mercedes Russell posted a double-double to lead No. 12/11 Tennessee to a 79-52 win over Auburn at Thompson-Boling Arena.

The Lady Vols (11-4, 2-1 SEC) dominated the paint, outscoring Auburn (11-5, 1-2 SEC), 48-26, down low. UT also enjoyed a 42-30 rebounding edge.

DeShields enjoyed a great all-around game, going 9-of-14 from the floor and contributing seven assists and six rebounds.

Graves scored 14 of her 18 points in the second half and shot an efficient 8-of-9 on the day.

Russell scored 10 points and hauled down 13 rebounds to post her fifth double-double on the year.

Tennessee's bench contributed 22 points in the win. Alexa Middleton had eight points, four rebounds and two assists off the bench and Jordan Reynolds had four points, four rebounds and five assists.

After a close third quarter, the Lady Vols pulled away in the fourth quarter, outscoring the Tigers, 22-12, in the final period. Graves scored six points in the fourth.

Russell hit a jumper with 5:25 left in the second quarter to spark a 17-4 run to close the half. Middleton capped the run with a layup with one second left, giving the Lady Vols a 41-26 lead at halftime. Russell had a double-double by halftime with 10 points and 10 rebounds. DeShields led all players with 13 points and six assists in the first half.

Tennessee led after the first quarter, 18-16, as the Lady Vols focused most of their offense on close and mid-range shots. UT scored 14 of those 18 points in the paint. Russell and DeShields led the way with six points each.

Tra'Cee Tanner paced Auburn with 12 points and 10 rebounds. Brandy Montgomery had 11 points and Janiah McKay had 10 points.

**GAME 16**

#13/15 UT at Arkansas // Jan. 14, 2016

Tennessee (11-5, 2-2)	FG	3PT	FT	REBS	PF	TP	A	TO	Bl	St	Min
12 Graves, Bashaara f	3-5	0-0	1-2	3-4-7	4	7	0	4	0	0	25
31 Nared, Jaime f	2-11	0-1	0-0	4-2-6	1	4	1	1	0	0	20
21 Russell, Mercedes c	4-5	0-0	2-3	6-5-11	5	10	1	3	1	0	29
11 DeShields, Diamondg	6-16	1-5	1-2	1-5-6	5	14	1	7	1	3	24
14 Carter, Andraya g	1-4	1-3	0-0	0-0-0	2	3	0	2	0	0	21
00 Reynolds, Jordan	2-5	1-1	2-2	2-6-8	1	7	3	2	1	1	27
01 Moore, Nia	2-3	0-0	0-0	2-2-4	0	4	0	2	2	2	16
13 Dunbar, Kortney	2-7	2-7	0-0	0-1-1	0	6	0	0	0	0	5
20 Cooper, Te'a	1-9	0-0	0-0	2-1-3	1	2	0	2	0	0	16
33 Middleton, Alexa	1-4	0-2	0-0	1-0-1	2	2	5	1	0	0	17
TEAM				1-1-2							
Totals.....	24-69	5-19	6-9	22-27-49	21	59	11	24	5	6	200

TOTAL FG%	1st Half: 14-34 41.2%	2nd Half: 10-35 28.6%	Game: 34.8%
3-Pt. FG%	1st Half: 1-4 25.0%	2nd Half: 4-15 26.7%	Game: 26.3%
F Throw %	1st Half: 3-5 60.0%	2nd Half: 3-4 75.0%	Game: 66.7%

Arkansas (7-10, 2-2)	FG	3PT	FT	REBS	PF	TP	A	TO	Bl	St	Min
00 JACKSON, Jessica f	7-18	3-7	8-10	1-4-5	2	25	2	4	0	2	35
33 WOLFF, Melissa f	2-4	0-0	0-0	4-3-7	2	4	0	4	1	2	39
35 COOLEY, Alecia c	2-2	0-0	5-6	2-2-4	2	9	0	1	0	1	27
15 BROOKS, Kelsey g	1-8	0-3	1-2	0-3-3	3	3	5	1	0	2	29
21 COSPER, Devin g	4-12	1-4	2-2	1-4-5	3	11	1	0	0	4	31
03 MONK, Malica	0-2	0-0	0-0	0-0-0	1	0	0	1	1	0	6
04 SWENSON, Keiryn	0-1	0-1	0-0	0-0-0	0	0	0	0	0	0	4
12 FREEMAN, Briunna	0-0	0-0	0-0	0-0-0	0	0	0	0	0	0	1
24 DANBERRY, Jordan	5-8	0-1	0-1	1-2-3	2	10	2	1	0	1	15
32 WEST, Khadijah	1-4	0-0	0-0	3-1-4	2	2	0	3	0	0	13
TEAM				1-3-4				2			
Totals.....	22	59	4	16	16	21	13	22	35	17	64
10 17	2	12	200								

TOTAL FG%	1st Half: 8-28 28.6%	2nd Half: 14-31 45.2%	Game: 37.3%
3-Pt. FG%	1st Half: 2-9 22.2%	2nd Half: 2-7 28.6%	Game: 25.0%
F Throw %	1st Half: 3-3 100%	2nd Half: 13-18 72.2%	Game: 76.2%

Officials: Scott Yarbrough, Gina Cross, Frank Steratore  
 Technical fouls: Tennessee-None. Arkansas-None.  
 Attendance: 1644

Score by Periods	1st	2nd	3rd	4th	Total
Tennessee	16	16	8	19	59
Arkansas	15	6	22	21	64

Estimated Actual Attendance: 1,108  
 Fouled out: Tennessee #21, Russell @ 1:02 (Q4); #11, DeShields @ 0:09 (Q4)

Points in the paint-UT 26,AR 24. Points off turnovers-UT 9,AR 27.  
 2nd chance points-UT 14,AR 15. Fast break points-UT 6,AR 12.  
 Bench points-UT 21,AR 12. Score tied-3 times. Lead changed-4 times.  
 Last FG-UT 4th-00:21, AR 4th-02:54.  
 Largest lead-UT by 11 2nd-00:26, AR by 11 4th-01:53.

**FAYETTEVILLE, Ark.** -- Second-half turnovers proved troublesome for No. 13/15 Tennessee on Thursday and the Lady Vols' late rally fell short in a 64-59 loss to Arkansas at Bud Walton Arena.

Diamond DeShields paced Tennessee (11-5, 2-2 SEC) with 14 points on 6-of-16 shooting, but the Lady Vols committed 15 of their season-high 24 turnovers in the second half as Arkansas (7-10, 1-3 SEC) seized control of the game.

Mercedes Russell posted a double-double with 10 points and a game-high 11 rebounds.

Arkansas led by as much as 11 points (55-44) with 1:53 remaining, but Tennessee battled back in the closing minutes to keep the game within two possessions. DeShields hit a 3-pointer from the top of the arc with 21.8 seconds left to pull the Lady Vols to within 60-57. Jordan Reynolds made two free throws with 13.7 seconds left to keep UT within three points at 62-59.

Arkansas' Jessica Jackson made all four of her free throws in the final 20 seconds to hold off UT's late comeback attempt. Jackson led all scorers with 25 points on 7-of-18 shooting and went 3-of-7 from 3-point range.

After trailing by 11 points at halftime, Arkansas opened the third quarter red hot with a 17-2 run, capitalizing on five-straight Tennessee turnovers early on to take a 38-34 lead. Jackson scored 10 points in the third quarter as the Razorbacks played with renewed confidence and headed to the fourth up 43-40.

The Lady Vols closed the first half with a 9-0 run over the final four minutes to take a 32-21 lead in to the break. DeShields led all players with 11 points and also had three steals as Tennessee's press defense hounded the Razorbacks' backcourt throughout the second quarter. Arkansas only scored six points in the second quarter. UT also had a 24-15 rebounding edge at the half.

Tennessee led 16-15 after a mostly-even first quarter. Diamond DeShields scored six points and UT had four offensive boards and five second-chance points early on. After Arkansas jumped out to a quick 5-0 lead, the Lady Vols used the press to challenge Arkansas' young guards and swing momentum.



# GAME 17

#18/15 UT at #3/3 Notre Dame // Jan. 18, 2016

Tennessee (11-6)	FG	3PT	FT	REBS	PF	TP	A	TO	BI	St	Min
12 Graves, Bashaara f	5-9	0-0	3-4	5-5-10	2	13	1	1	0	1	30
21 Russell, Mercedes c	3-5	0-0	0-2	2-4-6	3	6	1	4	1	0	23
11 DeShields, Diamondg	7-13	1-4	2-2	1-4-5	3	17	1	4	1	5	27
14 Carter, Andraya g	1-6	0-2	0-0	0-0-0	3	2	3	0	0	0	32
31 Nared, Jaime g	4-8	1-2	2-4	1-2-3	4	11	0	2	0	0	29
00 Jordan Reynolds	4-8	0-1	1-2	3-2-5	3	9	7	1	0	1	25
01 Nia Moore	0-2	0-0	0-0	0-1-1	1	0	0	0	0	0	6
13 Dunbar, Kortney	1-1	1-1	0-0	0-0-0	0	3	0	0	0	0	4
20 Cooper, Te'a	0-3	0-1	0-0	0-0-0	2	0	0	4	0	1	11
33 Middleton, Alexa	2-8	1-4	0-0	0-0-0	1	5	0	2	0	1	13
TEAM				5-16				2			
Totals.....	27-63	4-15	8-14	17-19-36	22	66	13	20	2	9	200

TOTAL FG%	1st Half: 13-32 40.6%	2nd Half: 14-31 45.2%	Game: 42.9%
3-Pt. FG%	1st Half: 2-9 22.2%	2nd Half: 2-6 33.3%	Game: 26.7%
F Throw %	1st Half: 1-2 50.0%	2nd Half: 7-12 58.3%	Game: 57.1%

Notre Dame (17-2)	FG	3PT	FT	REBS	PF	TP	A	TO	BI	St	Min
11 Brianna Turner f	7-10	0-0	0-0	3-6-9	1	14	3	1	5	0	37
33 Kathryn Westbeld f	6-7	1-1	0-0	2-4-6	3	13	0	2	0	0	28
15 Lindsay Allen g	2-9	0-1	6-7	0-4-4	1	10	7	4	0	4	33
22 Madison Cable g	4-8	2-4	0-0	1-5-6	2	10	2	0	0	0	31
23 Michaela Mabrey g	1-4	0-2	0-0	0-1-1	0	2	5	3	0	1	20
02 Arike Ogunbowale	4-8	1-1	5-6	2-1-3	2	14	1	3	0	1	20
03 Marina Mabrey	4-7	0-0	5-6	2-1-3	4	13	0	0	1	0	15
14 Mychal Johnson	0-0	0-0	2-4	0-0-0	0	2	0	0	0	0	2
21 Kristina Nelson	0-1	0-0	0-0	0-0-0	3	0	0	1	1	0	2
24 Hannah Huffman	0-0	0-0	1-2	0-0-0	1	1	0	2	0	0	12
35 Diamond Thompson	0-0	0-0	0-0	0-0-0	0	0	0	0	0	0	0+
TEAM								2			
Totals.....	28-54	4-9	19-25	10-22-32	17	79	18	18	7	6	200

TOTAL FG%	1st Half: 12-28 42.9%	2nd Half: 16-26 61.5%	Game: 51.9%
3-Pt. FG%	1st Half: 3-6 50.0%	2nd Half: 1-3 33.3%	Game: 44.4%
F Throw %	1st Half: 9-10 90.0%	2nd Half: 10-15 66.7%	Game: 76.0%

Officials: Denise Brooks, Bryan Enterline, Billy Smith  
 Technical fouls: Tennessee-None. Notre Dame-None.  
 Attendance: 8961

Score by Periods	1st	2nd	3rd	4th	Total
Tennessee	18	11	10	27	66
Notre Dame	15	21	21	22	79

Points in the paint-UT 28,ND 38. Points off turnovers-UT 15,ND 24.  
 2nd chance points-UT 19,ND 7. Fast break points-UT 2,ND 2.  
 Bench points-UT 17,ND 30. Score tied-3 times. Lead changed-9 times.  
 Last FG-UT 4th-00:47, ND 4th-04:24.  
 Largest lead-UT by 4 2nd-05:44, ND by 25 4th-06:28.  
 UT led for 07:15. ND led for 30:52. Game was tied for 01:53.

**NOTRE DAME, Ind.** -- Despite a strong start, No. 18/15 Tennessee could not keep pace with hot-shooting No. 3/3 Notre Dame on Monday night, falling to the Fighting Irish, 79-66, at Purcell Pavilion.

Diamond DeShields paced the Lady Vols (11-6) with 17 points on 7-of-13 shooting. Bashaara Graves posted a double-double with 13 points and 10 rebounds. Jaime Nared added 11 points.

Tennessee committed 20 turnovers in the loss, marking the fourth-straight game the Lady Vols have had 19 or more miscues. UT outrebounded Notre Dame, 36-32. The Fighting Irish were 19-of-25 from the free-throw line and the Lady Vols were 8-of-14.

Notre Dame led by as much as 25 points in the fourth quarter. The Fighting Irish shot 61.5 percent (16-of-26) from the field in the second half. Brianna Turner led the way, scoring 12 of her 14 points after halftime.

ND had six players in double figures with Turner and Arike Ogunbowale tying for the team lead at 14 points each.

The Lady Vols drew to within five points in the third quarter when Graves made a layup with 6:28 on the clock. Notre Dame closed the third quarter with a 13-2 run, building an 18-point lead at 57-39.

The Fighting Irish had a 36-29 halftime lead. DeShields had nine points and five rebounds and UT had a 20-17 rebounding edge at the break. Marina Mabrey and Ogunbowale led Notre Dame with nine points each in the first half. Notre Dame scored 12 points off of Tennessee's 10 first-half turnovers.

Notre Dame seized control of the game in the second quarter, outscoring the Lady Vols, 21-11. Down 25-21 with 5:44 remaining in the first half, the Fighting Irish went on a 9-0 run to take the lead with Ogunbowale accounting for five of those points.

Tennessee led 18-15 after the first quarter. Early turnovers proved costly for the Lady Vols as Notre Dame climbed out to a 15-9 lead. UT rallied back with a 9-0 run over the final two minutes of the quarter with Jordan Reynolds knocking down a pair of jumpers to spark the Lady Vols' offense.

# GAME 18

#18/22 UT vs. Vanderbilt // Jan. 21, 2016

Vanderbilt (13-5, 2-3)	FG	3PT	FT	REBS	PF	TP	A	TO	BI	St	Min
22 Webb, Marqu'es f	1-4	0-0	1-3	5-8-13	5	3	0	2	1	2	27
01 Dahlman, Rebekah g	5-9	3-5	4-4	0-4-4	3	17	0	5	0	1	36
03 Bell, Rachel g	4-6	0-1	0-0	1-1-2	0	8	0	2	0	0	19
23 Spears, Minta g	0-3	0-0	2-2	0-1-1	3	2	5	2	0	0	35
33 Reed, Christa g	1-5	0-3	1-2	1-1-2	2	3	0	2	0	0	21
15 Jenkins, Jasmine	2-8	0-2	3-4	0-1-1	2	7	1	4	0	1	20
24 Gaffney, Kristen	0-0	0-0	0-0	0-0-0	0	0	0	0	0	0	4
25 Batey, Morgan	4-9	0-0	1-2	1-3-4	4	9	1	4	0	1	30
35 Shaw, Kendall	0-1	0-0	0-0	0-0-0	0	0	0	0	0	0	4
44 Long, Rayte'a	0-1	0-0	0-0	3-0-3	0	0	1	0	0	0	4
TEAM				3-3-6				2			
Totals.....	17-46	3-11	12-17	14-22-36	19	49	8	23	1	5	200

TOTAL FG%	1st Half: 10-24 41.7%	2nd Half: 7-22 31.8%	Game: 37.0%
3-Pt. FG%	1st Half: 2-4 50.0%	2nd Half: 1-7 14.3%	Game: 27.3%
F Throw %	1st Half: 3-4 75.0%	2nd Half: 9-13 69.2%	Game: 70.6%

Tennessee (12-6, 3-2)	FG	3PT	FT	REBS	PF	TP	A	TO	BI	St	Min
12 Graves, Bashaara f	2-4	0-0	2-2	2-4-6	2	6	4	0	1	0	33
31 Nared, Jaime f	3-8	0-1	1-3	3-1-4	0	7	0	1	0	2	23
21 Russell, Mercedes c	3-5	0-0	2-4	2-3-5	4	8	1	2	1	0	20
11 DeShields, Diamondg	4-12	1-4	2-2	1-1-2	4	11	4	4	3	3	28
14 Carter, Andraya g	3-7	0-2	2-2	1-1-2	3	8	3	0	0	1	30
00 Reynolds, Jordan	1-2	0-0	1-2	1-1-2	1	3	2	2	0	1	20
01 Moore, Nia	0-3	0-0	2-2	1-2-3	3	2	0	1	0	0	11
20 Cooper, Te'a	6-12	1-1	0-0	0-1-1	2	13	1	3	0	0	24
33 Middleton, Alexa	0-1	0-0	0-0	1-1-2	1	0	0	2	0	1	11
TEAM				0-2-2							
Totals.....	22-54	2-8	12-17	12-17-29	20	58	15	15	5	8	200

TOTAL FG%	1st Half: 13-32 40.6%	2nd Half: 9-22 40.9%	Game: 40.7%
3-Pt. FG%	1st Half: 1-4 25.0%	2nd Half: 1-4 25.0%	Game: 25.0%
F Throw %	1st Half: 1-1 100%	2nd Half: 11-16 68.8%	Game: 70.6%

Officials: Sue Blauch, Carla Fountain, Kevin Pethtel  
 Technical fouls: Vanderbilt-Webb, Marqu'es. Tennessee-None.  
 Attendance: 11159

Score by Periods	1st	2nd	3rd	4th	Total
Vanderbilt	10	15	7	17	49
Tennessee	17	11	16	14	58

Points in the paint-VANDY 20,UT 26. Points off turnovers-VANDY 13,UT 25.  
 2nd chance points-VANDY 8,UT 8. Fast break points-VANDY 2,UT 10.  
 Bench points-VANDY 16,UT 18. Score tied-1 time. Lead changed-0 times.  
 Last FG-VANDY 4th-01:42, UT 4th-04:01.  
 Largest lead-VANDY None, UT by 14 3rd-00:25.  
 VANDY led for 00:00. UT led for 39:12. Game was tied for 00:48.

**KNOXVILLE, Tenn.** -- No. 18/22 Tennessee relied on its stingy defense and a strong third quarter to remain undefeated at home against Vanderbilt, improving to 31-0 all-time in Knoxville against the Commodores with a 58-49 victory Thursday night at Thompson-Boling Arena.

The Lady Vols had to withstand a late fourth-quarter rally from their in-state rivals after leading by as many as 13 points in the final frame.

Freshman guard Te'a Cooper led Tennessee with 13 points and Tennessee forced the Commodores into 23 turnovers while holding them to just 37 percent shooting for the game.

UT took a three point lead into the half after forcing 14 Vanderbilt turnovers in the opening 20 minutes. The Lady Vols were also able to convert those miscues into points, scoring 17 of their 28 first-half points off turnovers.

Diamond DeShields led the Big Orange with nine points in the first half and had 11 for the game, extending her double-digit scoring streak to nine consecutive games. She also tied a career high with three blocks on the night.

The Lady Vols put together a strong third quarter thanks to a 16-3 run powered by the hot shooting of Cooper. After Vandy cut the lead the two, Cooper answered with nine straight points for UT. Tennessee led by as many as 14 points before ending the quarter with a 44-32 advantage.

Vanderbilt didn't go away though, battling all the way back to within three points with less than two minutes to play. That would be the closest the Commodores would get, however, as the Lady Vols iced the game away at the free throw line, making six straight down the stretch. The win snapped a two-game skid for Tennessee.

Vandy's Rebekah Dahlman led all scorers on the night with 17 points on 5-of-9 shooting, including three makes from behind the arc.

GENERAL

STAFF

PLAYERS

REVIEW

HISTORY

FACILITIES

NCAA

SEC

RECORDS

MEDIA INFO





**GAME 19**

#19/22 UT at #12/9 Kentucky // Jan. 25, 2016

Tennessee (12-7, 3-3)	FG	3PT	FT	REBS	PF	TP	A	TO	Bl	St	Min
12 Graves, Bashaara f	2-5	0-0	1-2	4-8-12	1	5	2	2	0	0	33
31 Nared, Jaime f	1-6	1-1	2-2	2-4-6	2	5	1	0	0	0	19
21 Russell, Mercedes c	4-9	0-0	4-5	2-8-10	2	12	0	2	1	0	30
11 DeShields, Diamondg	5-15	1-5	2-2	2-2-4	2	13	2	8	2	0	32
14 Carter, Andraya g	0-2	0-1	1-2	1-2-3	4	1	2	1	1	2	28
00 Reynolds, Jordan	4-6	1-1	0-0	0-3-3	2	9	2	2	0	2	23
01 Moore, Nia	0-1	0-0	0-0	0-0-0	0	0	0	1	0	0	3
20 Cooper, Te'a	7-11	3-4	1-2	0-1-1	3	18	3	3	0	1	27
33 Middleton, Alexa	0-0	0-0	0-0	0-0-0	0	0	1	1	0	0	5
TEAM				2-0-2				1			
Totals.....	23-55	6-12	11-15	13-28-41	16	63	13	21	4	5	200

TOTAL FG%	1st Half: 13-24 54.2%	2nd Half: 10-31 32.3%	Game: 41.8%
3-Pt. FG%	1st Half: 5-7 71.4%	2nd Half: 1-5 20.0%	Game: 50.0%
F Throw %	1st Half: 4-4 100%	2nd Half: 7-11 63.6%	Game: 73.3%

Kentucky (15-3, 4-3)	FG	3PT	FT	REBS	PF	TP	A	TO	Bl	St	Min
01 Camara, Batouly f	4-11	0-0	0-2	4-5-9	4	8	0	2	2	0	25
45 Rice, Alyssa f	0-0	0-0	0-0	1-1-2	0	0	0	0	0	0	11
13 Akhator, Evelyn c	4-10	0-0	1-1	4-3-7	5	9	1	1	2	1	27
04 Morris, Maci g	0-6	0-2	0-0	0-1-1	2	0	1	1	0	0	23
25 Epps, Makayla g	8-20	2-3	5-7	0-2-2	0	23	1	1	1	0	39
02 Jakubcova, Ivana	0-1	0-0	0-0	1-0-1	0	0	0	1	0	0	7
03 Thompson, Janee	5-13	1-2	4-6	0-3-3	1	15	6	3	0	3	30
24 Murray, Taylor	2-4	1-3	0-0	0-0-0	2	5	1	0	0	2	17
35 Jennings, Alexis	2-4	0-0	0-0	2-4-6	3	4	0	1	0	1	21
TEAM				3-4-7							
Totals.....	25-69	4-10	10-16	15-23-38	17	64	10	10	5	7	200

TOTAL FG%	1st Half: 12-40 30.0%	2nd Half: 13-29 44.8%	Game: 36.2%
3-Pt. FG%	1st Half: 2-6 33.3%	2nd Half: 2-4 50.0%	Game: 40.0%
F Throw %	1st Half: 2-4 50.0%	2nd Half: 8-12 66.7%	Game: 62.5%

Officials: Dee Kantner, Michael Price, Bryan Enterline  
 Technical fouls: Tennessee-None. Kentucky-None.  
 Attendance: 6188

Score by Periods	1st	2nd	3rd	4th	Total
Tennessee	19	16	9	19	63
Kentucky	18	10	21	15	64

Points in the paint-UT 16, UK 34. Points off turnovers-UT 10, UK 18.  
 2nd chance points-UT 10, UK 13. Fast break points-UT 0, UK 2.  
 Bench points-UT 27, UK 24. Score tied-4 times. Lead changed-11 times.  
 Last FG-UT 4th-00:33, UK 4th-00:41.  
 Largest lead-UT by 10 2nd-02:54, UK by 10 4th-05:36.  
 UT led for 19:48. UK led for 17:13. Game was tied for 02:55.

**LEXINGTON, Ky. --** No. 19/22 Tennessee attempted to rally back from a 10-point fourth-quarter deficit with a furious late surge, but the Lady Vols came up short in the closing seconds, falling to No. 12/9 Kentucky, 64-63, at Memorial Coliseum.

The Lady Vols (12-7, 3-3 SEC) outscored Kentucky (15-3, 4-3 SEC) in the first, second and fourth quarters, but the Wildcats dominated the third, 21-9.

Tennessee stormed back to within one possession in the final three minutes. After trailing 57-47 with 5:36 remaining, UT pulled to within 63-61 with 30 seconds left when Te'a Cooper sliced through the lane for a layup. Andrea Carter stole the inbounds pass and made one of two free throws to pull UT to within one point. With 23 seconds left, Janee Thompson missed her first free throw but made her second to make UK's lead 64-62. Cooper went to the free-throw line with 10.7 seconds remaining and made her first shot and missed the second. Carter grabbed the rebound and missed a layup and Bashaara Graves missed the follow-up shot. After Kentucky's Batouly Camara missed two free throws at the other end, the Lady Vols had one more chance with 4.5 seconds left. Cooper sprinted down the floor but could not fire a shot off before the clock hit zero.

Cooper led the Lady Vols with 18 points on 7-of-11 shooting. She was 3-of-4 from 3-point range and also dished out three assists. Diamond DeShields scored 13 points and had four rebounds. Mercedes Russell posted a double-double with 12 points and 10 boards.

Kentucky's Makayla Epps led all scorers with 23 points on 8-of-20 shooting. Thompson added 15 points and six assists.

UT lost the turnover battle, committing 21 to UK's 10. The Lady Vols held a slight edge on the glass at 41-38 with Graves collecting a game-high 12 rebounds.

The Lady Vols went on a 19-7 run from the final two minutes of the first quarter and through first seven minutes of the second quarter to build a 33-23 lead. Kentucky managed just 10 second-quarter points and UT took a 35-28 lead into halftime. Cooper was an efficient 4-of-5 for 10 points in the first half while Russell and Graves pulled down seven boards each.

Despite committing 12 turnovers before halftime, Tennessee led for the majority of the first half thanks to 15 points on 5-of-7 shooting from 3-point range and strong defense. The Lady Vols limited Kentucky to just 30 percent shooting (12-of-40) and Epps managed just six points with 2-of-9 shooting from the floor in the first half.

Tennessee held a 19-18 lead after a first quarter that featured eight lead changes. The Lady Vols found some success early on from long distance as Cooper and DeShields combined to go 3-of-5 on 3-pointers.

**GAME 20**

#19/23 UT at #13/13 Mississippi St. // Jan. 28, 2016

Tennessee (12-8, 3-4)	FG	3PT	FT	REBS	PF	TP	A	TO	Bl	St	Min
12 Graves, Bashaara f	4-9	0-0	1-2	3-2-5	1	9	2	2	1	1	41
31 Nared, Jaime f	0-1	0-0	0-0	0-2-2	4	0	0	0	0	0	13
21 Russell, Mercedes c	4-6	0-0	0-0	1-9-10	3	8	1	0	1	0	29
00 Jordan Reynolds g	5-14	1-3	4-6	2-9-11	2	15	3	2	0	1	41
14 Carter, Andraya g	4-6	2-2	1-1	0-4-4	3	11	0	3	1	0	32
01 Nia Moore	0-1	0-0	0-0	0-0-0	2	0	1	0	1	0	4
10 Jackson, MeMe	0-0	0-0	2-2	0-0-0	0	2	0	1	0	0	3
11 DeShields, Diamond	1-4	0-1	1-2	0-0-0	3	3	1	3	0	0	30
20 Cooper, Te'a	4-10	0-1	3-7	0-3-3	3	11	1	1	0	1	20
33 Middleton, Alexa	2-4	0-1	0-0	0-0-0	3	4	0	1	0	0	12
TEAM				4-3-7				1			
Totals.....	24-55	3-8	12-20	10-32-42	24	63	9	14	4	3	225

TOTAL FG%	1st Half: 13-25 52.0%	2nd Half: 10-23 43.5%	Game: 43.6%
3-Pt. FG%	1st Half: 3-5 60.0%	2nd Half: 0-1 0.0%	Game: 37.5%
F Throw %	1st Half: 4-9 44.4%	2nd Half: 5-7 71.4%	Game: 60.0%

Mississippi St. (18-4, 5-3)	FG	3PT	FT	REBS	PF	TP	A	TO	Bl	St	Min
13 Ketara Chapel f	2-7	0-0	1-2	2-2-4	2	5	1	0	0	1	18
45 Chinwe Okorie c	5-8	0-0	0-1	1-7-8	2	10	0	0	1	1	33
00 Dominique Dillingham g	6-13	0-2	2-2	1-5-6	3	14	1	2	1	2	43
02 Morgan William g	4-17	1-3	2-2	2-2-4	2	11	7	1	0	1	40
35 Victoria Vivians g	4-16	1-8	5-5	1-6-7	3	14	0	0	1	0	38
01 Blair Schaefer	1-2	1-2	2-4	2-0-2	1	5	0	1	0	0	9
03 Breanna Richardson	1-2	0-1	1-2	3-2-5	5	3	1	1	0	0	26
10 Jazzmun Holmes	1-4	0-0	0-0	0-0-0	0	2	0	0	0	0	5
15 Teaira McCowan	0-2	0-0	1-2	5-2-7	3	1	2	0	0	0	12
44 LaKaris Salter	0-2	0-0	0-0	1-0-1	0	0	0	0	0	0	1
TEAM				2-0-2							
Totals.....	24-73	3-16	14-20	20-26-46	21	65	12	5	3	5	225

TOTAL FG%	1st Half: 13-32 40.6%	2nd Half: 8-34 23.5%	Game: 32.9%
3-Pt. FG%	1st Half: 2-6 33.3%	2nd Half: 1-8 12.5%	Game: 18.8%
F Throw %	1st Half: 5-9 55.6%	2nd Half: 8-10 80.0%	Game: 70.0%

Officials: Brian Hall, Laura Morris, Roy Gulbeyan  
 Technical fouls: Tennessee-None. Mississippi State-None.  
 Attendance: 5710

Score by Periods	1st	2nd	3rd	4th	OT	Total
Tennessee	16	17	22	3	5	63
Mississippi State	17	16	10	15	7	65

Points in the paint-UT 22, MS 28. Points off turnovers-UT 5, MS 14.  
 2nd chance points-UT 15, MS 19. Fast break points-UT 4, MS 4.  
 Bench points-UT 20, MS 11. Score tied-10 times. Lead changed-13 times.  
 Last FG-UT OT-02:47, MS OT-01:05.  
 Largest lead-UT by 12 3rd-02:54, MS by 3 1st-02:32.  
 UT led for 23:28. MS led for 13:15. Game was tied for 08:17.

**STARKVILLE, Miss. --** Jordan Reynolds posted her first career double-double with 15 points and 11 rebounds, but No. 19/23 Tennessee fell to No. 13/13 Mississippi State, 65-63, in overtime at Humphrey Coliseum after the Bulldogs erased a 12-point deficit in the fourth quarter.

Thursday's game marked the first time that Tennessee (12-8, 3-4 SEC) had ever lost to Mississippi State (18-4, 5-3 SEC). The Lady Vols were 36-0 against the Bulldogs entering the game.

In overtime, Tennessee had the ball with 17 seconds left with a chance to win or send the game into a second overtime period. Te'a Cooper drove down the lane and attempted a layup with three seconds left, but the ball bounced off the rim and Mississippi State cleared the rebound.

Reynolds' 15 points, career-high 11 rebounds and three assists led the team. Andraya Carter and Cooper had 11 points each. Mercedes Russell added eight points and 10 rebounds in the loss.

Victoria Vivians and Dominique Dillingham each had 14 points to lead Mississippi State.

The Bulldogs had a 46-42 rebounding advantage and their 20 offensive boards produced 19 second-chance points.

Down 12 points to start the fourth quarter, Morgan William caught fire with seven points and Mississippi State went on a 15-3 run to knot the game at 58-58. Victoria Vivians, whose two free throws with 1:54 left tied the game, saw her last-second 3-point attempt from the right corner bounce off the near side of the rim, sending the game into overtime.

The Lady Vols scored the first six points of the second half to start a 16-4 run that gave UT a 49-37 lead. Carter and Reynolds capitalized on mid-range shots during the run and Tennessee's zone defense forced the Bulldogs into difficult shots. Mississippi State shot just 3-of-20 in the third quarter. Reynolds ended the third with a buzzer-beating, pull-up jumper to give Tennessee a 55-43 advantage heading into the fourth.

Reynolds hit a 3-point buzzer-beater from the right wing to tie the game at 33-33 heading into overtime. Reynolds and Cooper had eight points each as the Lady Vols shot 52 percent from the field (13-of-25) in the first half. Mississippi State star Vivians picked up her second foul midway through the second quarter, sending her to the closing minutes.

Mississippi State held a 17-16 lead following a first quarter that featured five lead changes. Both teams found success inside early on as the Lady Vols and the Bulldogs each scored 10 points in the paint.



# GAME 21

#19/23 UT vs. Alabama // Jan. 31, 2016

Alabama (13-9, 2-7)	FG	3PT	FT	REBS	PF	TP	A	TO	Bl	St	Min
01 Bolton, Quanetria f	2-6	0-0	0-0	1-3-4	2	4	2	1	3	1	25
13 Hegstetter, Nikki f	1-5	0-0	0-0	1-3-4	3	2	0	3	1	1	26
11 Cook, Hannah g	2-8	2-7	2-2	0-2-2	3	8	0	1	0	2	26
15 Knight, Meoshonti g	3-8	0-1	5-6	0-5-5	0	11	2	2	0	1	29
22 Middlebrook, Karylga	4-14	0-4	0-0	2-2-4	2	8	1	3	0	2	34
02 Magee, Trista	0-0	0-0	0-0	0-3-3	0	0	0	0	1	0	15
03 Carter, Khadijah	1-2	0-0	0-0	0-1-1	0	2	1	0	0	0	11
05 Hayden, Breanna	0-2	0-0	3-4	0-1-1	1	3	0	3	0	1	16
12 Foy, C'Coriea	0-3	0-2	1-2	1-0-1	2	1	0	1	0	1	6
35 Martinez, Diamante	1-3	0-0	1-2	0-0-0	5	3	0	1	0	2	12
TEAM				0-1-1				1			
Totals.....	14-51	2-14	12-16	5-21-26	18	42	6	16	5	11	200

TOTAL FG%	1st Half: 8-25 32.0%	2nd Half: 6-26 23.1%	Game: 27.5%
3-Pt. FG%	1st Half: 1-7 14.3%	2nd Half: 1-7 14.3%	Game: 14.3%
F Throw %	1st Half: 5-6 83.3%	2nd Half: 7-10 70.0%	Game: 75.0%

Tennessee (13-8, 4-4)	FG	3PT	FT	REBS	PF	TP	A	TO	Bl	St	Min
31 Nared, Jaime f	7-12	1-3	2-3	6-4-10	1	17	3	1	1	2	33
21 Russell, Mercedes c	5-9	0-0	2-3	2-11-13	1	12	3	5	2	0	28
00 Reynolds, Jordan g	0-3	0-1	0-0	0-5-5	2	0	5	2	2	1	29
14 Carter, Andraya g	3-5	1-3	0-0	1-2-3	0	7	2	3	0	3	29
20 Cooper, Te'a g	6-11	3-5	2-2	0-1-1	5	17	4	2	0	1	23
01 Moore, Nia	1-3	0-0	2-2	1-4-5	3	4	0	0	1	0	7
10 Jackson, MeMe	0-0	0-0	0-0	0-0-0	2	0	0	1	0	0	6
11 DeShields, Diamond	1-10	0-4	0-0	1-4-5	1	2	3	6	0	0	18
13 Dunbar, Kortney	2-4	2-4	0-0	0-0-0	0	6	0	0	0	1	9
33 Middleton, Alexa	2-4	1-1	0-0	0-0-0	0	5	2	1	0	0	18
TEAM				3-2-5							
Totals.....	27-61	8-21	8-10	14-33-47	15	70	22	21	6	8	200

TOTAL FG%	1st Half: 14-32 43.8%	2nd Half: 13-29 44.8%	Game: 44.3%
3-Pt. FG%	1st Half: 4-11 36.4%	2nd Half: 4-10 40.0%	Game: 38.1%
F Throw %	1st Half: 2-3 66.7%	2nd Half: 6-7 85.7%	Game: 80.0%

Officials: Lisa Mattingly, Kelly Johnson, Pualani Spurlock  
 Technical fouls: Alabama-None. Tennessee-None.  
 Attendance: 12613

Score by Periods	1st	2nd	3rd	4th	Total
Alabama	12	10	13	7	42
Tennessee	15	19	17	19	70

Points in the paint-UA 22, UT 28. Points off turnovers-UA 18, UT 18.  
 2nd chance points-UA 4, UT 10. Fast break points-UA 3, UT 13.  
 Bench points-UA 9, UT 17. Score tied-3 times. Lead changed-2 times.  
 Last FG-UA 4th-08:33, UT 4th-02:17.  
 Largest lead-UA by 3 1st-07:00, UT by 31 4th-01:22.  
 UA led for 01:01. UT led for 35:44. Game was tied for 03:13.

**KNOXVILLE, Tenn.** -- Jaime Nared had a double-double with 17 points and 10 rebounds, Te'a Cooper scored 17 points and No. 19/23 Tennessee stormed past Alabama, 70-42, at Thompson-Boling Arena.

The Lady Vols (13-8, 4-4 SEC) have won their last 42 games against the Crimson Tide (13-9, 2-7 SEC), marking the third-longest active in-conference winning streak in NCAA Division I.

Tennessee head coach Holly Warlick now has 99 career victories. Alabama's 42 points were its fewest of the season and the fewest allowed by Tennessee since UT beat Georgia, 75-41, on March 6, 2015.

Nared's strong play in the second quarter helped Tennessee take control of the game. She shot 7-of-12 from the floor and posted the first double-double of her career. Nared's 17 points were a personal best and her 10 rebounds tied the personal high she set against Boise State on March 21, 2015.

Cooper made it a blowout with her hot start to the second half. She scored 14 of her 17 points after halftime and made three 3-pointers in the win. Cooper has produced double-digit scoring in four-straight games.

Mercedes Russell registered her eighth double-double of the season with 12 points and 13 rebounds. She also had two blocks and a career-best three assists in the win.

Tennessee limited Alabama to its worst shooting performance of the season at just 27.5 percent (14-of-51). The Crimson Tide was 2-of-14 from 3-point range, marking its second-worst performance on the year.

Meoshonti Knight led Alabama with 11 points and five rebounds. UT dominated the rebounds with a 47-26 edge. Tennessee collected 14 offensive boards that led to 10 second-chance points.

The Lady Vols shut down Alabama in the fourth quarter, outscoring the Crimson Tide 19-7.

Cooper took over in the third quarter, scoring 12 points in the first four minutes out of halftime. UT took a 51-35 lead into the fourth quarter.

Nared scored nine points in the second quarter to lead Tennessee to a 34-22 halftime advantage. UT enjoyed a 23-13 rebounding advantage in the first half, including eight boards by Nared. Kortney Dunbar hit a 3-pointer from the left side with 1:45 remaining in the second quarter to cap a 10-2 Tennessee run and give the Lady Vols their largest lead of the half at 34-20.

Tennessee led 15-12 after the first quarter. Alabama's Karyla Middlebrook made a layup with time expiring to make it a one-possession game. Russell had seven points in the quarter.

# GAME 22

#23/25 UT vs. Arkansas // Feb. 4, 2016

Arkansas (9-14, 4-6)	FG	3PT	FT	REBS	PF	TP	A	TO	Bl	St	Min
00 JACKSON, Jessica f	6-12	2-5	4-4	2-6-8	3	18	1	1	0	1	31
33 WOLFF, Melissa f	1-6	0-0	2-2	0-7-7	1	4	0	1	0	1	26
35 COOLEY, Alecia c	2-6	0-0	0-0	1-2-3	5	4	0	0	0	0	25
15 BROOKS, Kelsey g	2-3	1-1	0-0	0-0-0	0	5	0	3	0	0	11
21 COSPER, Devin g	7-16	2-4	1-1	0-1-1	1	17	1	4	0	1	33
03 MONK, Malica	0-1	0-0	0-0	0-0-0	2	0	0	1	0	0	4
04 SWENSON, Keiryn	0-2	0-0	0-0	3-1-4	2	0	1	2	0	0	19
12 FREEMAN, Briunna	0-0	0-0	0-0	0-2-2	2	0	0	1	0	0	9
22 ZIMMERMAN, Bailey	0-1	0-1	0-0	0-0-0	0	0	0	0	0	0	2
24 DANBERRY, Jordan	4-12	0-0	1-2	1-1-2	4	9	5	2	0	3	30
32 WEST, Khadijah	0-2	0-0	0-0	0-2-2	1	0	0	0	1	0	10
TEAM				2-3-5							
Totals.....	22-61	5-11	8-9	9-25-34	21	57	8	15	1	6	200

TOTAL FG%	1st Half: 12-33 36.4%	2nd Half: 10-28 35.7%	Game: 36.1%
3-Pt. FG%	1st Half: 2-8 25.0%	2nd Half: 3-3 100%	Game: 45.5%
F Throw %	1st Half: 1-2 50.0%	2nd Half: 7-7 100%	Game: 88.9%

Tennessee (14-8, 5-4)	FG	3PT	FT	REBS	PF	TP	A	TO	Bl	St	Min
31 Nared, Jaime f	3-6	0-1	1-1	2-6-8	1	7	4	3	0	0	28
21 Russell, Mercedes c	5-7	0-0	5-10	5-6-11	1	15	3	2	3	0	34
00 Reynolds, Jordan g	3-7	0-0	2-2	0-2-2	2	8	6	1	1	1	26
14 Carter, Andraya g	3-9	2-4	2-2	1-0-1	1	10	2	2	0	0	33
20 Cooper, Te'a g	4-12	3-10	2-4	0-5-5	1	13	3	2	0	4	35
01 Moore, Nia	0-2	0-0	1-2	1-0-1	0	1	0	1	0	0	6
11 DeShields, Diamond	5-10	1-3	4-5	0-7-7	4	15	2	0	2	2	23
33 Middleton, Alexa	2-3	2-3	0-0	0-1-1	0	6	0	1	0	1	15
TEAM				1-3-4							
Totals.....	25	56	8	21	17	26	10	30	40	10	75
20 12	6	8	200								

TOTAL FG%	1st Half: 15-30 50.0%	2nd Half: 10-26 38.5%	Game: 44.6%
3-Pt. FG%	1st Half: 6-13 46.2%	2nd Half: 2-8 25.0%	Game: 38.1%
F Throw %	1st Half: 5-8 62.5%	2nd Half: 12-18 66.7%	Game: 65.4%

Officials: Beverly Roberts, Eric Koch, Douglas Knight  
 Technical fouls: Arkansas-None. Tennessee-None.  
 Attendance: 9414

Score by Periods	1st	2nd	3rd	4th	Total
Arkansas	19	8	19	11	57
Tennessee	23	18	15	19	75

Points in the paint-AR 26, UT 26. Points off turnovers-AR 8, UT 21.  
 2nd chance points-AR 8, UT 6. Fast break points-AR 12, UT 14.  
 Bench points-AR 9, UT 22. Score tied-4 times. Lead changed-2 times.  
 Last FG-AR 4th-00:11, UT 4th-00:57.  
 Largest lead-AR by 2 1st-08:49, UT by 20 4th-00:22.  
 AR led for 02:11. UT led for 35:53. Game was tied for 01:55.

**KNOXVILLE, Tenn.** -- Mercedes Russell posted her ninth double-double of the season and Holly Warlick earned her 100th win as head coach of the Lady Vols as Tennessee defeated Arkansas on Thursday evening in Thompson-Boling Arena.

Warlick becomes just the 17th NCAA Div. I head coach to win 100 games in her first four seasons. She is only the sixth coach since 1992 to accomplish that feat.

The Lady Vols (14-8, 5-4) were led by a balanced scoring attack. Russell scored 15 points and hauled in 11 rebounds, along with a team-high three blocks. Diamond DeShields finished with 15 points, Te'a Cooper scored 13, and Andraya Carter added 10.

The Lady Vols stretched their lead to 18 points early in the 3rd quarter, but the Razorbacks fought back and cut the lead to 51-46. Tennessee answered with a 9-0 run of their own, and Arkansas was unable to mount a comeback.

Jessica Jackson led Arkansas (9-14, 4-6) with 18 points, including 11 in the second half. Devin Cosper added 17 points as well.

Tennessee started off the game strong from behind the arc, hitting six 3-pointers in the first half.

The Razorbacks battled to tie the game at 23-23, but the Lady Vols responded with an 18-4 run to bring the halftime score to 41-27. Cooper and DeShields each had 10 points in the half.

The Lady Vols assisted on 20 of their 25 field goals and turned the ball over just 12 times.

GENERAL

STAFF

PLAYERS

REVIEW

HISTORY

FACILITIES

NCAA

SEC

RECORDS

MEDIA INFO





**GAME 23**

#23/25 UT at #12/11 Texas A&M // Feb. 7, 2016

Tennessee (14-9, 5-5)	FG	3PT	FT	REBS	PF	TP	A	TO	Bl	St	Min
00 Reynolds, Jordan *	7-13	2-2	0-0	1-6-7	3	16	3	5	0	0	39
14 Carter, Andraya *	3-7	0-3	4-4	1-4-5	4	10	4	2	0	1	37
20 Cooper, Te'a *	1-6	0-1	0-0	0-1-1	3	2	2	2	0	0	13
21 Russell, Mercedes *	4-7	0-0	3-6	4-5-9	4	11	2	1	3	0	38
31 Nared, Jaime *	3-9	1-2	2-2	1-4-5	5	9	0	4	0	0	29
01 Moore, Nia	1-1	0-0	1-2	4-2-6	1	3	0	0	0	0	14
11 DeShields, Diamond	4-16	0-5	1-1	3-1-4	3	9	0	2	1	0	17
12 Graves, Bashaara	1-3	0-0	0-0	1-3-4	1	2	1	0	0	0	17
13 Dunbar, Kortney	3-7	3-7	0-0	0-2-2	1	9	0	0	0	0	10
33 Middleton, Alexa	0-1	0-0	0-0	0-0-0	0	0	1	0	0	0	11
TEAM				2-2-4							
Totals.....	27-70	6-20	11-15	17-30-47	25	71	13	16	4	1	225

TOTAL FG%	1st Half: 11-30 36.7%	2nd Half: 13-30 43.3%	Game: 38.6%
3-Pt. FG%	1st Half: 4-11 36.4%	2nd Half: 2-6 33.3%	Game: 30.0%
F Throw %	1st Half: 3-4 75.0%	2nd Half: 4-6 66.7%	Game: 73.3%

Texas A&M (16-7, 6-4)	FG	3PT	FT	REBS	PF	TP	A	TO	Bl	St	Min
00 Khaalia Hillsman *	6-9	0-0	2-3	5-1-6	3	14	0	2	1	0	27
01 Courtney Williams *	0-7	0-0	3-6	0-5-5	5	3	3	1	0	1	26
23 Rachel Mitchell *	1-3	0-0	2-2	2-6-8	2	4	0	1	0	1	28
24 Jordan Jones *	4-7	0-3	3-5	0-4-4	2	11	4	2	0	1	37
33 Courtney Walker *	9-26	0-1	11-11	2-0-2	2	29	1	2	0	3	42
03 Taylor Cooper	0-0	0-0	0-0	0-0-0	0	0	0	0	0	0	0+
05 Anriel Howard	3-8	0-0	3-6	8-3-11	3	9	0	1	0	0	28
11 Curtyce Knox	0-2	0-1	0-0	0-0-0	0	0	0	0	0	0	8
12 Danni Williams	0-1	0-0	0-0	0-0-0	0	0	0	0	0	0	4
13 Chelsea Jennings	2-11	0-0	2-2	3-0-3	0	6	1	0	0	1	23
21 Jasmine Lumpkin	0-0	0-0	0-0	0-0-0	0	0	0	0	0	0	2
TEAM				4-3-7							
Totals.....	25-74	0-5	26-35	24-22-46	17	76	9	9	1	7	225

TOTAL FG%	1st Half: 13-34 38.2%	2nd Half: 10-31 32.3%	Game: 33.8%
3-Pt. FG%	1st Half: 0-3 0.0%	2nd Half: 0-1 0.0%	Game: 0.0%
F Throw %	1st Half: 4-6 66.7%	2nd Half: 11-17 64.7%	Game: 74.3%

Officials: Dee Kantner, Sue Blauch, Laura Morris  
 Technical fouls: Tennessee-None. Texas A&M-None.  
 Attendance: 4791

Score by Periods	1st	2nd	3rd	4th	OT	Total
Tennessee	14	15	22	10	10	71
Texas A&M	14	16	10	21	15	76

Points in the paint-UT 32,TAMU 32. Points off turnovers-UT 8,TAMU 19.  
 2nd chance points-UT 23,TAMU 22. Fast break points-UT 6,TAMU 10.  
 Bench points-UT 23,TAMU 15. Score tied-7 times. Lead changed-3 times.  
 Last FG-UT OT-00:01, TAMU OT-02:05.  
 Largest lead-UT by 13 4th-09:39, TAMU by 8 OT-00:10.  
 UT led for 21:01. TAMU led for 17:27. Game was tied for 06:32.

**COLLEGE STATION, Texas --** Jordan Reynolds scored a season-high 16 points but the No. 23/25 Lady Vols came up short in the fourth quarter and overtime in a 76-71 loss to No. 12/11 Texas A&M at Reed Arena.

Tennessee (14-9, 5-5 SEC) dominated the third quarter and held a 13-point lead early in the fourth. Texas A&M (16-7, 6-4 SEC) outscored the Lady Vols 36-20 in the fourth-quarter and overtime.

Reynolds scored 16 points on 7-of-13 shooting and also collected seven rebounds and three assists. Mercedes Russell nearly had a double-double with 11 points and nine rebounds. Andraya Carter added 11 points, five boards and four assists in the loss.

Texas A&M's Courtney Walker scored a game-high 29 points, going 9-of-26 from the floor and 11-of-11 on free throws. Khaalia Hillsman added 14 points for the Aggies.

The Lady Vols led by as much 53-40 early in the fourth quarter, but the Aggies clawed their way back to within 61-59 with 45 seconds left. Anriel Howard hit mid-range jumper after collecting an offensive rebound with five seconds left to send the game into overtime.

Tennessee took command of the game in the third quarter, outscoring Texas A&M, 22-10. Carter made a pair of free throws in the opening seconds of the second half to give UT the lead and start a 16-6 run. Reynolds had eight points, three boards and four assists in the third to lead the Lady Vols' surge.

The Aggies led at halftime, 30-29. The first half was as close in all aspects as the score indicated. Neither team shot particularly well from the floor as Texas A&M shot 38.2 percent to UT's 36.7 percent. The Lady Vols had a slight edge in first-half rebounding at 21-20.

Kortney Dunbar led Tennessee in the first half with nine points, all coming in the first quarter and all on 3-pointers. Jaime Nared had seven points and four rebounds before halftime.

Texas A&M led by as much as five points in the second quarter, but Diamond DeShields hit a pair of jumpers in the final two minutes to make it a one-point game at the break.

The first quarter ended tied at 14-14. The Lady Vols struggled early, starting the game 1-of-9 from the floor as Texas A&M built a 10-3 lead after four minutes. Dunbar came off the bench and made three 3-pointers to counter the Aggies' zone defense and spark Tennessee to an 11-4 run.

**GAME 24**

#25/RV UT at Vanderbilt // Feb. 11, 2016

Tennessee (15-9, 6-5)	FG	3PT	FT	REBS	PF	TP	A	TO	Bl	St	Min
21 Russell, Mercedes c	4-5	0-0	3-4	2-6-8	4	11	0	2	2	1	27
0 Reynolds, Jordan g	0-3	0-1	0-0	0-0-0	2	0	0	0	0	0	21
14 Carter, Andraya g	1-5	0-2	5-6	3-2-5	1	7	3	2	1	1	34
20 Cooper, Te'a g	5-12	0-4	1-3	0-2-2	3	11	3	2	0	2	32
31 Nared, Jaime g	6-9	0-3	6-6	2-3-5	1	18	4	2	0	1	30
1 Moore, Nia	0-1	0-0	0-0	0-1-1	1	0	0	0	0	0	4
11 DeShields, Diamond	4-10	0-1	4-5	2-7-9	2	12	0	1	0	0	20
12 Graves, Bashaara	5-9	0-1	0-0	3-1-4	1	10	1	0	1	0	32
TEAM				0-2-2							
Totals.....	25-54	0-12	19-24	12-24-36	15	69	11	11	4	7	200

TOTAL FG%	1st Half: 13-31 41.9%	2nd Half: 12-23 52.2%	Game: 46.3%
3-Pt. FG%	1st Half: 0-8 0.0%	2nd Half: 0-4 0.0%	Game: 0.0%
F Throw %	1st Half: 7-10 70.0%	2nd Half: 12-14 85.7%	Game: 79.2%

Vanderbilt (15-9, 4-7)	FG	3PT	FT	REBS	PF	TP	A	TO	Bl	St	Min
22 Marqu'es Webb f	2-3	0-0	0-0	3-4-7	5	4	0	1	0	1	24
01 Rebekah Dahlman g	3-8	2-6	5-8	0-5-5	3	13	0	1	0	2	36
03 Rachel Bell g	2-9	0-3	0-0	1-1-2	1	4	0	2	0	0	19
23 Minta Spears g	4-6	2-3	1-2	1-0-1	4	11	2	1	0	0	28
33 Christa Reed g	1-9	0-2	1-2	1-1-2	2	3	1	2	0	0	18
15 Jasmine Jenkins	4-8	0-0	2-2	0-2-2	3	10	3	0	0	0	27
24 Kristen Gaffney	0-0	0-0	0-0	0-0-0	0	0	0	0	0	0	1
25 Morgan Batey	2-4	0-0	2-3	0-3-3	4	6	1	7	0	2	27
44 Rayte'a Long	0-0	0-0	0-0	0-1-1	3	0	2	1	0	0	15
TEAM				1-0-1							
Totals.....	18-47	4-14	11-17	7-17-24	25	51	9	15	0	6	200

TOTAL FG%	1st Half: 8-27 29.6%	2nd Half: 10-20 50.0%	Game: 38.3%
3-Pt. FG%	1st Half: 2-11 18.2%	2nd Half: 2-3 66.7%	Game: 28.6%
F Throw %	1st Half: 1-2 50.0%	2nd Half: 10-15 66.7%	Game: 64.7%

Officials: Mark Zentz, Frank Steratore, Kelly Johnson  
 Technical fouls: Tennessee-None. Vanderbilt-None.  
 Attendance: 4980

Score by Periods	1st	2nd	3rd	4th	Total
Tennessee	20	13	15	21	69
Vanderbilt	7	12	19	13	51

Points in the paint-UT 42,VANDY 20. Points off turnovers-UT 15,VANDY 10.  
 2nd chance points-UT 12,VANDY 3. Fast break points-UT 12,VANDY 0.  
 Bench points-UT 22,VANDY 16. Score tied-1 time. Lead changed-0 times.  
 Last FG-UT 4th-00:37, VANDY 4th-00:56.  
 Largest lead-UT by 19 3rd-05:39, VANDY None.  
 UT led for 39:43. VANDY led for 00:00. Game was tied for 00:15.

**NASHVILLE, Tenn. --** Balanced scoring and a late fourth-quarter run sealed the 69-51 victory for the Lady Vols over Vanderbilt in Memorial Gym Thursday night.

Tennessee (15-9, 6-5 SEC) ended its five-game road losing streak, while Vanderbilt (15-9, 4-7 SEC) dropped its fourth consecutive contest.

Five Lady Vols scored in double figures, including a season-high 18 points from Jaime Nared. Diamond DeShields scored 12 and added nine rebounds. Mercedes Russell posted 11 points and grabbed eight boards. Te'a Cooper scored 11, while Bashaara Graves added 10 points.

Andraya Carter changed the direction of the game with the scoop and score that put the Lady Vols up 10 at the 3:55 mark in the fourth quarter. Carter's bucket began a 17-5 Tennessee run to end the game.

Tennessee dominated inside, outscoring Vanderbilt 42-20 in the paint. The Lady Vols out-rebounded the Commodores by a 36-24 margin.

Though Tennessee stretched the lead at the end, Vanderbilt had a chance to take the game down to the wire. The Commodores trimmed the Lady Volunteer lead to six with a Jasmine Jenkins layup at the 5:32 mark in the fourth quarter.

Vanderbilt ended the third quarter on a 14-5 run, cutting the Tennessee lead to 10 at 48-38.

Tennessee entered the half with a 33-19 lead after shooting 42 percent from the field. Cooper, Nared and DeShields scored eight points apiece in the first half. Russell collected six rebounds, while DeShields brought down four boards.



## GAME 25

#24/RV UT vs. #3/2 South Carolina // Feb. 15, 2016

South Carolina (24-1, 12-0)	FG	3PT	FT	REBS	PF	TP	A	TO	Bl	St	Min	
22 Wilson, A'Ja	f	8-15	0-0	9-11	1-5-6	4	25	1	3	5	1	38
41 Coates, Alaina	c	0-1	0-0	0-2	0-10-10	4	0	1	1	0	4	26
04 Cliney, Doniyah	g	1-4	0-1	0-0	0-1-1	1	2	0	0	0	17	
05 Sessions, Khadijah	g	2-4	1-2	8-11	0-2-2	4	13	0	0	0	1	27
25 Mitchell, Tiffany	g	4-12	1-5	3-4	1-1-2	4	12	2	2	0	0	34
01 Cuevas, Bianca		0-4	0-1	2-2	0-0-0	0	2	2	4	0	2	16
23 Roy, Tina		3-7	2-4	0-0	2-1-3	0	8	3	1	0	0	26
24 Imovbioh, Sarah		0-2	0-0	0-0	2-1-3	1	0	0	1	0	0	13
40 White, Jatarie		0-0	0-0	0-0	0-1-1	2	0	1	0	0	0	3
TEAM					2-0-2	1						
Totals.....		18-49	4-13	22-30	8-22-30	21	62	10	12	5	8	200

TOTAL FG%	1st Half: 8-25 32.0%	2nd Half: 10-24 41.7%	Game: 36.7%
3-Pt. FG%	1st Half: 1-5 20.0%	2nd Half: 3-8 37.5%	Game: 30.8%
F Throw %	1st Half: 7-9 77.8%	2nd Half: 15-21 71.4%	Game: 73.3%

Tennessee (15-10, 6-6)	FG	3PT	FT	REBS	PF	TP	A	TO	Bl	St	Min	
12 Graves, Bashaara	f	2-6	0-1	9-10	3-7-10	2	13	1	0	0	1	33
31 Nared, Jaime	f	1-3	0-0	0-0	0-1-1	1	2	0	4	0	0	16
21 Russell, Mercedes	c	2-8	0-0	1-4	4-4-8	4	5	0	2	2	1	37
14 Carter, Andraya	g	1-5	1-2	2-2	1-2-3	2	5	0	2	0	1	36
20 Cooper, Te'a	g	2-6	0-1	0-0	0-4-4	4	4	2	2	0	1	23
00 Reynolds, Jordan		1-4	0-2	0-0	2-4-6	4	2	1	2	1	0	23
01 Moore, Nia		2-3	0-0	0-0	1-0-1	1	4	0	0	0	0	6
11 DeShields, Diamond		7-17	2-7	5-6	3-1-4	3	21	2	5	1	0	24
13 Dunbar, Kortney		0-1	0-1	0-0	0-0-0	0	0	0	1	0	0	2
TEAM					2-4-6	1			1			
Totals.....		18-53	3-14	17-22	16-27-43	22	56	6	19	4	4	200

TOTAL FG%	1st Half: 9-28 32.1%	2nd Half: 9-25 36.0%	Game: 34.0%
3-Pt. FG%	1st Half: 2-6 33.3%	2nd Half: 1-8 12.5%	Game: 21.4%
F Throw %	1st Half: 1-2 50.0%	2nd Half: 16-20 80.0%	Game: 77.3%

Officials: Tina Napier, Felicia Grinter, Denise Brooks  
 Technical fouls: South Carolina-TEAM. Tennessee-TEAM.  
 Attendance: 12014

Score by Periods	1st	2nd	3rd	4th	Total
South Carolina	8	16	20	18	62
Tennessee	12	9	18	17	56

Points in the paint-SC 24, UT 18. Points off turnovers-SC 16, UT 6.  
 2nd chance points-SC 2, UT 13. Fast break points-SC 6, UT 10.  
 Bench points-SC 10, UT 27. Score tied-6 times. Lead changed-6 times.  
 Last FG-SC 4th-02:22, UT 4th-00:01.  
 Largest lead-SC by 13 4th-01:39, UT by 6 1st-01:29.  
 SC led for 18:19. UT led for 18:44. Game was tied for 02:56.

**KNOXVILLE, Tenn.** -- Diamond DeShields scored 21 points and Bashaara Graves had a double-double in No. 24/RV Tennessee's 62-56 loss to No. 3/2 South Carolina at Thompson-Boling Arena.

The Lady Vols (15-10, 6-6 SEC) and the Gamecocks (24-1, 12-0 SEC) combined for a physical and exciting contest with several trips to free-throw line. Tennessee went 17-of-22 (77.3 percent) from the stripe and South Carolina shot 22-of-30 (73.3).

Tennessee enjoyed a 43-30 rebounding advantage, marking just the fourth time this year that a team has outrebounded South Carolina.

DeShields scored 15 of her 21 points in the second half and finished 7-of-17 on the night with four rebounds and two assists. Graves tallied 13 points and 10 boards, marking her sixth double-double of the season and the 27th of her career.

South Carolina's A'Ja Wilson dominated the game with 25 points on 8-of-15 shooting from the floor and a 9-of-11 effort on free throws. Khadijah Sessions had 13 points and Tiffany Mitchell added 12 points.

The Gamecocks led by as much as 13 points in the fourth quarter, but Tennessee battled back with an 11-4 run over the final minute. DeShields knocked down a 3-pointer at the buzzer.

The third quarter featured four lead changes and the Gamecocks extended their lead to 44-39 after closing with a 12-4 run over the final three minutes. Wilson scored 10 points in the third quarter.

After trailing for most of the first quarter, South Carolina outscored Tennessee, 16-9, in the second quarter to take a 24-21 lead into the break. The Gamecocks closed the half with a 12-5 run over the final four minutes. Wilson led all scorers with 11 points at the break and Alaina Coates dominated the glass with seven rebounds.

Neither team shot well in the first half. Tennessee shot 32.1 percent (9-of-28) from the floor and South Carolina shot 32.0 percent (8-of-25). South Carolina's lone 3-pointer of the first half was Khadijah Session's buzzer-beater from the right wing to give the Gamecocks the halftime lead.

Tennessee led after the first quarter, 12-8. The Lady Vols limited South Carolina to 4-of-17 (23.5 percent) shooting in the first 10 minutes of the game.

## GAME 26

#24/RV UT vs. Ole Miss // Feb. 18, 2016

Ole Miss (10-16, 2-11)	FG	3PT	FT	REBS	PF	TP	A	TO	Bl	St	Min	
11 Joseph, Shequila	f	2-11	1-5	0-0	0-3-3	3	5	0	1	1	0	36
24 Hart, Bretta	f	1-2	0-0	0-0	0-1-1	2	2	0	0	0	0	15
03 Hayes, A'Queen	g	5-13	0-0	2-2	5-3-8	4	12	2	3	0	2	40
05 Sisk, Erika	g	2-8	0-0	2-2	0-3-3	3	6	2	5	0	4	40
20 Muhammad, Madinah	g	1-5	0-2	0-0	0-2-2	2	2	0	1	0	0	22
02 Williams, Jonell		0-0	0-0	0-0	0-1-1	1	0	0	1	0	0	1
23 Sessom, Shandricka		8-17	3-5	2-2	1-3-4	4	21	2	2	1	0	35
44 Lewis, Torri		1-2	1-2	0-0	0-0-0	2	3	1	0	0	0	11
TEAM					4-2-6				1			
Totals.....		20-58	5-14	6-6	10-18-28	21	51	7	14	2	6	200

TOTAL FG%	1st Half: 13-31 41.9%	2nd Half: 7-27 25.9%	Game: 34.5%
3-Pt. FG%	1st Half: 5-10 50.0%	2nd Half: 0-4 0.0%	Game: 35.7%
F Throw %	1st Half: 2-2 100%	2nd Half: 4-4 100%	Game: 100%

Tennessee (16-10, 7-6)	FG	3PT	FT	REBS	PF	TP	A	TO	Bl	St	Min	
12 Graves, Bashaara	f	5-13	0-0	5-6	6-6-12	1	15	0	1	0	1	36
31 Nared, Jaime	f	3-7	1-1	3-4	4-4-8	2	10	0	2	0	1	29
21 Russell, Mercedes	c	0-0	0-0	0-0	0-0-0	0	0	0	0	0	0	2
14 Carter, Andraya	g	1-4	0-2	1-2	1-2-3	2	3	3	2	1	2	32
20 Cooper, Te'a	g	3-10	0-0	4-4	0-1-1	3	10	5	4	0	1	30
00 Reynolds, Jordan		2-6	0-1	2-2	1-7-8	0	6	3	1	1	0	25
01 Moore, Nia		2-5	0-0	0-0	2-2-4	1	4	0	1	1	0	11
10 Jackson, MeMe		2-2	0-0	0-0	0-1-1	0	4	1	0	0	1	8
11 DeShields, Diamond		0-4	0-0	0-2	0-4-4	2	0	2	4	1	1	24
13 Dunbar, Kortney		2-2	1-1	0-0	1-0-1	0	5	0	0	0	0	3
TEAM					1-1-2				2			
Totals.....		20-53	2-5	15-20	16-28-44	11	57	14	17	4	7	200

TOTAL FG%	1st Half: 9-30 30.0%	2nd Half: 11-23 47.8%	Game: 37.7%
3-Pt. FG%	1st Half: 1-2 50.0%	2nd Half: 1-3 33.3%	Game: 40.0%
F Throw %	1st Half: 11-14 78.6%	2nd Half: 4-6 66.7%	Game: 75.0%

Officials: Brian Hall, Gina Cross, Ed Sidlasky  
 Technical fouls: Ole Miss-None. Tennessee-None.  
 Attendance: 10548

Score by Periods	1st	2nd	3rd	4th	Total
Ole Miss	19	14	6	12	51
Tennessee	14	16	16	11	57

Points in the paint-OM 24, UT 26. Points off turnovers-OM 12, UT 21.  
 2nd chance points-OM 12, UT 12. Fast break points-OM 2, UT 10.  
 Bench points-OM 24, UT 19. Score tied-4 times. Lead changed-7 times.  
 Last FG-OM 4th-04:26, UT 4th-01:05.  
 Largest lead-OM by 5 1st-02:15, UT by 9 4th-07:40.  
 OM led for 19:29. UT led for 18:15. Game was tied for 02:16.

**KNOXVILLE, Tenn.** -- Bashaara Graves posted a double-double with 15 points and 12 rebounds and No. 24/RV Tennessee enjoyed timely contributions off the bench from Meme Jackson and Kortney Dunbar to take a 57-51 win over Ole Miss at Thompson-Boling Arena.

Tennessee (16-10, 7-6 SEC) surged in the second half to post its 28th-straight win over Ole Miss (10-16, 2-11 SEC). UT came back from a 33-30 halftime deficit, marking the Lady Vols' first win of the season after trailing at the half. Tennessee entered the night 0-5 when behind at halftime.

Graves scored 11 of her 15 points in the first half and her 12 boards were her most since collecting 12 against Kentucky on Jan. 25. Te'a Cooper and Jaime Nared scored 10 points each.

Shandricka Sessom led Ole Miss with 21 points on 8-of-17 shooting. A'Queen Hayes added 12 points and eight boards for the Rebels.

The Rebels went on a 10-0 run in the middle of the fourth quarter and briefly led 51-50 with 2:30 remaining. Dunbar answered with a fast-break layup and hit a 3-pointer from the left wing in UT's next possession to spark Tennessee's game-ending 7-0 run.

The Lady Vols caught fire in the third quarter, outscoring Ole Miss 16-6 to seize a 46-39 lead. Jackson brought energy off of the bench for Tennessee and capped the quarter with a pair of jumpers in the final minute of the third, including a pull-up 10-footer with three seconds left that ignited the crowd. UT forced 10-straight misses by the Rebels as the Lady Vols swung momentum in their favor.

Ole Miss held a 33-30 lead at halftime and Sessom led all scorers with 15 points. Graves had 11 points and six boards in the first half. Nared had eight points and seven rebounds, helping fill UT's void in the paint created by Mercedes Russell's early exit due to injury.

The Lady Vols had a 25-14 rebounding advantage in the first half despite losing Russell in the first quarter. Ole Miss scored 15 of its 33 first-half points on 3-pointers as the Rebels went 5-of-10 from long distance. UT's 11-of-14 effort from the free-throw line in the first 20 minutes kept the Lady Vols within striking distance.

Tennessee started the second quarter with a 10-3 run and led 24-22 four minutes in. The Rebels responded with 11 points over the next six minutes to re-take the lead.

Ole Miss led 19-14 after the first quarter. Sessom led the Rebels with 11 points on 4-of-5 shooting, going 3-of-3 from beyond the arc. Sessom hit a 3-pointer from the left corner at the buzzer to give Ole Miss a five-point lead heading into the second quarter.

GENERAL

STAFF

PLAYERS

REVIEW

HISTORY

FACILITIES

NCAA

SEC

RECORDS

MEDIA INFO





**GAME 27**

#24/RV UT at LSU // Feb. 21, 2016

Tennessee (16-11, 7-7)	FG	3PT	FT	REBS	PF	TP	A	TO	Bl	St	Min
12 Graves, Bashaara	f 4-6	0-0	1-2	2-6-8	2	9	1	1	0	1	35
31 Nared, Jaime	f 1-4	0-1	0-0	1-0-1	2	2	0	1	0	1	15
01 Moore, Nia	c 0-0	0-0	0-0	2-0-2	2	0	0	2	1	1	8
14 Carter, Andraya	g 0-2	0-1	1-2	0-4-4	2	1	0	0	0	1	20
20 Cooper, Te'a	g 3-15	1-6	0-0	0-0-0	2	7	2	4	0	3	29
00 Reynolds, Jordan	0-1	0-0	0-0	0-1-1	0	0	1	4	0	0	11
11 DeShields, Diamond	8-13	2-4	1-1	0-2-2	1	19	1	4	0	2	24
13 Dunbar, Kortney	2-4	2-4	0-0	0-1-1	1	6	0	0	0	0	8
21 Russell, Mercedes	2-7	0-0	3-6	2-5-7	3	7	0	1	2	2	27
33 Middleton, Alexa	1-3	0-1	3-5	0-2-2	0	5	3	1	0	2	23
TEAM				2-9-11							
Totals.....	21-55	5-17	9-16	9-30-39	15	56	8	18	3	13	200

TOTAL FG%	1st Half: 8-27 29.6%	2nd Half: 13-28 46.4%	Game: 38.2%
3-Pt. FG%	1st Half: 2-8 25.0%	2nd Half: 3-9 33.3%	Game: 29.4%
F Throw %	1st Half: 0-0 0.0%	2nd Half: 9-16 56.3%	Game: 56.3%

LSU (9-18, 3-11)	FG	3PT	FT	REBS	PF	TP	A	TO	Bl	St	Min
03 BETHEL, Akilah	f 3-5	0-0	3-4	0-12-12	5	9	2	5	0	1	33
04 PEDERSEN, Anne	f 1-3	0-0	0-0	0-1-1	0	2	0	1	0	0	11
20 HYDER, Alexis	f 4-8	0-0	9-11	1-3-4	4	17	1	7	1	0	33
02 NORTON, Shanice	g 1-8	0-1	0-0	0-5-5	4	2	0	0	0	2	28
13 HILL, Rina	g 3-11	0-0	2-2	1-1-2	3	8	6	3	0	1	37
01 DEEMER, Jenna	3-9	3-7	0-0	0-0-0	2	9	1	0	0	1	24
10 RHODES, Jasmine	3-6	0-0	0-0	0-2-2	2	6	0	0	1	3	24
31 JONES, Ann	2-5	0-0	0-0	4-0-4	0	4	0	1	0	1	10
TEAM				1-2-3							
Totals.....	20-55	3-8	14-17	7-26-33	20	57	10	17	2	9	198

TOTAL FG%	1st Half: 11-30 36.7%	2nd Half: 9-25 36.0%	Game: 36.4%
3-Pt. FG%	1st Half: 1-3 33.3%	2nd Half: 2-5 40.0%	Game: 37.5%
F Throw %	1st Half: 5-7 71.4%	2nd Half: 9-10 90.0%	Game: 82.4%

Officials: Lisa Mattingly, Jesse Dickerson, Pualani Spurlock  
 Technical fouls: Tennessee-None. LSU-None.  
 Attendance: 3132

Score by Periods	1st	2nd	3rd	4th	Total
Tennessee	10	8	19	19	56
LSU	12	16	11	18	57

Points in the paint-UT 26,LSU 24. Points off turnovers-UT 14,LSU 14.  
 2nd chance points-UT 9,LSU 6. Fast break points-UT 0,LSU 2.  
 Bench points-UT 37,LSU 19. Score tied-6 times. Lead changed-5 times.  
 Last FG-UT 4th-00:46, LSU 4th-00:05.  
 Largest lead-UT by 4 1st-07:29, LSU by 14 2nd-02:34.  
 UT led for 11:36. LSU led for 24:01. Game was tied for 04:23.

**BATON ROUGE, La.** -- Despite a 17-point second half from Diamond DeShields, Tennessee was unable to capitalize at the free throw line, losing 57-56 to LSU Sunday at the Maravich Center in Baton Rouge, La.

Although the Lady Tigers lost their 10-point halftime lead on multiple occasions in the second half, LSU (9-18, 3-11 SEC) ended its three-game losing streak to Tennessee (16-11, 7-7 SEC), who dropped to .500 in conference play.

Mercedes Russell missed a pair of free throws with Tennessee leading by one with five seconds remaining. Following the second miss, LSU's Alexis Hyder was fouled with three seconds left. Hyder made both free throws to give the Lady Tigers the 57-56 lead, and Andraya Carter was unable to hit the three-point shot at the buzzer.

DeShields led all scorers with 19 points on 8-of-13 shooting. Bashaara Graves added nine, while Russell and Te'a Cooper scored seven apiece. Alexis Hyder led the Lady Tigers with 15.

The Lady Vols used a 7-2 run to retake the lead at 50-49 following Mercedes Russell's made free throw with 2:54 remaining in the game, but that lead would slip in the final seconds of the game after Tennessee went 2-for-6 from the free throw line in the final 15 seconds of the game.

Free throws proved to be the difference in the game as LSU shot 82 percent (14-of-17) while Tennessee shot 56 percent (9-of-16) from the line.

DeShields gave Tennessee a second-half spark after scoring eight points on 3-of-4 shooting, including a 2-for-2 mark from the 3-point line, in the first four minutes of the second half. DeShields led the Lady Vols on a 14-2 run that gave Tennessee a 32-30 lead with 2:56 left in the third quarter.

LSU finished the first half on a 12-2 run to take a 28-18 advantage into the locker room. The Lady Tigers led by as many as 14, their largest lead of the game, in that spurt.

LSU was able to instill its defensive will in the first half, holding the Lady Vols to 30 percent shooting (8-of-27) and forcing 10 Tennessee turnovers. The 18 points scored by the Lady Vols marked a season low for first-half points.

**GAME 28**

UT at Alabama // Feb. 25, 2016

Tennessee (16-12, 7-8)	FG	3PT	FT	REBS	PF	TP	A	TO	Bl	St	Min
12 Graves, Bashaara	f 6-15	0-0	3-4	4-4-8	4	15	1	2	0	0	29
31 Nared, Jaime	f 4-12	0-3	5-7	3-4-7	4	13	1	1	3	1	33
21 Russell, Mercedes	c 4-12	0-0	2-4	4-7-11	1	10	1	1	1	1	31
14 Carter, Andraya	g 2-4	0-2	0-0	1-0-1	3	4	1	3	0	1	25
20 Cooper, Te'a	g 1-8	0-1	0-0	1-1-2	5	2	1	3	0	0	22
00 Reynolds, Jordan	1-7	0-0	0-0	3-5-8	2	2	2	1	0	3	28
10 Jackson, MeMe	0-0	0-0	0-0	0-0-0	0	0	0	0	0	0	3
11 DeShields, Diamond	0-7	0-2	0-2	0-4-4	4	0	0	2	0	1	13
13 Dunbar, Kortney	0-1	0-1	0-0	0-0-0	0	0	0	0	0	1	6
33 Middleton, Alexa	0-3	0-2	0-0	0-0-0	0	0	1	0	0	0	10
TEAM				4-1-5							
Totals.....	18-69	0-11	10-17	20-26-46	23	46	8	13	4	8	200

TOTAL FG%	1st Half: 6-30 20.0%	2nd Half: 12-39 30.8%	Game: 26.1%
3-Pt. FG%	1st Half: 0-7 0.0%	2nd Half: 0-4 0.0%	Game: 0.0%
F Throw %	1st Half: 5-6 83.3%	2nd Half: 5-11 45.5%	Game: 58.8%

Alabama (15-13, 4-11)	FG	3PT	FT	REBS	PF	TP	A	TO	Bl	St	Min
13 Hegstetter, Nikki	f 3-4	1-1	0-2	2-6-8	3	7	0	2	0	0	32
03 Carter, Khadijah	g 1-1	0-0	0-0	0-1-1	0	2	0	1	0	0	5
11 Cook, Hannah	g 2-8	1-4	5-8	4-6-10	1	10	1	5	0	1	36
15 Knight, Meoshonti	g 2-9	0-2	0-0	0-2-2	3	4	2	2	2	2	23
22 Middlebrook, Karyla	g 6-14	0-1	1-2	1-5-6	3	13	0	4	0	4	34
01 Bolton, Quanetria	2-5	1-2	0-0	0-3-3	3	5	0	1	1	0	11
05 Hayden, Breanna	2-6	1-3	4-6	0-4-4	1	9	3	1	1	0	25
23 Wade, Shaquera	0-4	0-1	4-6	2-4-6	1	4	1	1	0	1	34
TEAM				3-2-5							
Totals.....	18-51	4-14	14-24	12-33-45	15	54	7	19	4	8	200

TOTAL FG%	1st Half: 13-34 38.2%	2nd Half: 5-17 29.4%	Game: 35.3%
3-Pt. FG%	1st Half: 2-9 22.2%	2nd Half: 2-5 40.0%	Game: 28.6%
F Throw %	1st Half: 0-2 0.0%	2nd Half: 14-22 63.6%	Game: 58.3%

Officials: Bob Trammell, Eric Koch, Angelica Suffren  
 Technical fouls: Tennessee-None. Alabama-None.  
 Attendance: 2767

Score by Periods	1st	2nd	3rd	4th	Total
Tennessee	14	3	12	17	46
Alabama	15	13	9	17	54

Points in the paint-UT 28,UA 20. Points off turnovers-UT 16,UA 9.  
 2nd chance points-UT 16,UA 8. Fast break points-UT 2,UA 2.  
 Bench points-UT 2,UA 18. Score tied-4 times. Lead changed-3 times.  
 Last FG-UT 4th-00:19, UA 4th-05:47.  
 Largest lead-UT by 3 1st-03:24, UA by 11 2nd-00:39.  
 UT led for 04:59. UA led for 33:14. Game was tied for 01:47.

**TUSCALOOSA, Ala.** -- Bashaara Graves led Tennessee with 15 points, but the Lady Vols could not battle back from an 11-point halftime deficit, falling to Alabama, 54-46, on Thursday at Foster Auditorium.

The loss ended Tennessee's (16-12, 7-8 SEC) 42-game winning streak against Alabama (15-13, 4-11) and marked the Lady Vols' first-ever loss in Tuscaloosa. UT's last loss to Alabama entering Thursday was on March 3, 1984.

Graves finished with 15 points and eight rebounds. Mercedes Russell recorded a double-double with 10 points and 11 rebounds. Jaime Nared added 13 points and seven boards.

Alabama's Karla Middlebrook scored 12 of her 13 points in the first half. Hannah Cook had a double-double with 10 points and 10 rebounds.

Late in the game, Tennessee went on an 8-0 run to pull to within 45-42. Mercedes Russell scored on a fast-break layup with 2:21 remaining to make it a one-possession game. Alabama outscored UT, 9-4, to close the game.

Tennessee struggled in the first half, going 6-of-30 from the floor and 0-of-7 from 3-point range.

The Crimson Tide shut out the Lady Vols over the first 5:28 of the second quarter to build a six-point lead at 20-14 and limited UT to three points in the quarter. Alabama took a 28-17 into halftime.

Alabama led 14-13 after the first quarter. Nikki Hegstetter hit a jumper with four seconds left to give the Crimson Tide the lead.



# GAME 29

UT vs. Georgia // Feb. 28, 2016

Georgia (21-8, 9-7)		FG	3PT	FT	REBS	PF	TP	A	TO	Bl	St	Min
13	Hempe, Merritt	f	3-7	0-0	0-0	1-4-5	4	6	2	1	0	20
23	Washington, Halle	f	1-3	0-0	0-0	0-1-1	4	2	0	1	0	14
03	Griffin, Tiaria	g	5-8	2-4	0-0	0-3-3	0	12	1	5	0	35
11	Roberts, Pachis	g	4-9	1-3	4-6	2-4-6	3	13	3	7	0	34
24	Butler, Marjorie	g	2-6	1-2	0-0	0-3-3	4	5	6	1	0	40
01	Armbrister, Shanea		1-2	1-1	0-0	0-1-1	1	3	0	1	0	8
04	Robinson, Caliya		7-16	1-4	2-2	2-6-8	3	17	3	3	2	30
12	Clark, Haley		0-3	0-0	2-2	0-1-1	0	2	3	2	0	19
TEAM						2-1-3				1		
Totals.....			23-54	6-14	8-10	7-24-31	19	60	18	22	2	6 200

TOTAL FG%	1st Half: 9-29 31.0%	2nd Half: 14-25 56.0%	Game: 42.6%
3-Pt. FG%	1st Half: 3-8 37.5%	2nd Half: 3-6 50.0%	Game: 42.9%
F Throw %	1st Half: 3-4 75.0%	2nd Half: 5-6 83.3%	Game: 80.0%

Tennessee (17-12, 8-8)		FG	3PT	FT	REBS	PF	TP	A	TO	Bl	St	Min
12	Graves, Bashaara	f	6-10	0-0	0-2	3-7-10	2	12	1	3	0	25
31	Nared, Jaime	f	1-5	0-3	0-0	4-0-4	1	2	3	2	0	25
01	Moore, Nia	c	4-11	0-0	0-0	3-3-6	1	8	1	0	1	18
00	Reynolds, Jordan	g	2-6	0-2	1-2	1-2-3	0	5	5	0	0	13
11	DeShields, Diamondg		9-18	3-6	1-2	4-3-7	0	22	2	2	1	30
02	Jones, Jasmine		0-1	0-1	0-0	0-0-0	0	0	0	0	0	0+
10	Jackson, MeMe		0-1	0-0	0-0	1-1-2	0	0	2	0	0	3
13	Dunbar, Kortney		2-5	2-5	0-0	0-0-0	0	6	0	1	0	15
14	Carter, Andraya		0-1	0-1	0-0	0-1-1	1	0	2	0	0	13
20	Cooper, Te'a		10-14	1-4	0-1	0-2-2	2	21	3	3	0	23
21	Russell, Mercedes		1-2	0-0	2-6	1-4-5	1	4	0	0	1	18
33	Middleton, Alexa		0-2	0-0	0-0	0-0-0	0	0	2	1	0	7
TEAM						3-1-4						
Totals.....			35-76	6-22	4-13	20-24-44	8	80	21	12	3	10 200

TOTAL FG%	1st Half: 18-39 46.2%	2nd Half: 17-37 45.9%	Game: 46.1%
3-Pt. FG%	1st Half: 4-11 36.4%	2nd Half: 2-11 18.2%	Game: 27.3%
F Throw %	1st Half: 0-6 0.0%	2nd Half: 4-7 57.1%	Game: 30.8%

Officials: Cameron Inouye, Carla Fountain, Greg Small  
 Technical fouls: Georgia-None. Tennessee-None.  
 Attendance: 12446

Score by Periods	1st	2nd	3rd	4th	Total
Georgia	4	20	18	18	60
Tennessee	22	18	19	21	80

Points in the paint-UGA 20,UT 34. Points off turnovers-UGA 16,UT 17.  
 2nd chance points-UGA 7,UT 16. Fast break points-UGA 10,UT 14.  
 Bench points-UGA 22,UT 31. Score tied-1 time. Lead changed-1 time.  
 Last FG-UGA 4th-01:00, UT 4th-01:25.  
 Largest lead-UGA by 2 1st-09:26, UT by 25 3rd-04:20.  
 UGA led for 00:19. UT led for 38:10. Game was tied for 01:25.

**KNOXVILLE, Tenn.** -- Diamond DeShields scored a game-high 22 points and Bashaara Graves recorded her 29th career double-double as Tennessee rolled past Georgia in the season finale, 80-60, at Thompson-Boling Arena.

With 80 total points, Tennessee (17-12, 8-8 SEC) notched its highest points total in SEC play this season and its most in a game this season since scoring 90 in a win over Stetson on Dec. 30.

Following DeShields' 22 points, freshman Te'a Cooper logged the third 20-point performance of her season on Sunday, finishing with 21 for the game. Graves, playing in front of the home faithful on Senior Day, rounded out UT's double-digit scorers, notching 12 points to go along with her game-high 10 rebounds.

Caliya Robinson's 17 points led the way for Georgia (21-9, 9-8 SEC), followed by 13 from Pachis Roberts and 12 for Tiaria Griffin.

UT's only deficit came after the first basket of the game -- a jumper from Georgia's Halle Washington. The Lady Vols responded with a 12-0 run and never looked back, leading by as many as 25 midway through the third quarter.

The Lady Vols set the tone early, responding to Georgia's opening basket with a 12-0 run over the following four minutes. Graves was instrumental during the run, scoring eight points on 4-of-4 shooting and pulling down four rebounds. During the spurt, Tennessee out-rebounded Georgia by an 11-2 margin while also keeping the Lady Bulldogs off the scoreboard for a stretch of nearly five minutes.

Another 10-0 run to end the quarter saw the Lady Vols jump out to a 22-4 advantage after the opening stanza. Posting its best defensive quarter of the season, UT limited UGA to just 2-of-15 (13.3 percent) shooting from the field over the first 10 minutes and Georgia's four first-quarter points were the fewest allowed by Tennessee in any quarter this season.

The Lady Vols' lead grew to as many as 22 in the second quarter when DeShields knocked down her second 3-pointer of the period at the 3:49 mark. That trey, which gave her 14 points in the first half, gave UT a 37-17 lead.

Another 3-pointer, this time off the fingers of Kortney Dunbar with just over a minute until halftime, sent Tennessee into intermission with a 40-24 lead -- its largest halftime lead during SEC play. UT's 40 first-half points were its most since scoring 41 over the first two periods of a 75-57 home win over Arkansas on Feb. 4.

The second half belonged to Cooper, who scored 16 of her 21 points over the final 20 minutes. The freshman went 8-of-9 from the field in the second half on her way to 10-of-14 shooting for the game.

The Lady Vols controlled the game in all facets, forcing 22 turnovers while out-rebounding the Lady Bulldogs 44-31. UT also enjoyed a 31-22 edge in bench points and finished with 34 points in the paint compared to just 20 for UGA.

# GAME 30 - SEC SECOND ROUND

#7 Seed UT vs. #10 Seed Arkansas // Mar. 3, 2016

Arkansas (12-18)		FG	3PT	FT	REBS	PF	TP	A	TO	Bl	St	Min
00	JACKSON, Jessica	f	5-18	1-4	1-2	4-3-7	2	12	1	1	1	35
33	WOLFF, Melissa	f	2-8	0-0	1-2	3-9-12	1	5	1	0	0	32
35	COOLEY, Alecia	c	0-2	0-0	2-2	1-2-3	1	2	0	0	0	14
15	BROOKS, Kelsey	g	1-3	0-2	0-0	0-0-0	3	2	1	0	0	19
21	COSPER, Devin	g	8-19	1-5	3-5	0-5-5	2	20	0	1	1	35
03	MONK, Malica		3-7	1-1	0-0	2-3-5	5	7	3	3	1	27
04	SWENSON, Keiryn		0-2	0-0	1-2	0-2-2	3	1	0	0	1	20
12	FREEMAN, Briunna		0-2	0-0	0-0	0-0-0	0	0	0	0	0	3
22	ZIMMERMAN, Bailey		0-0	0-0	0-0	0-0-0	0	0	0	0	0	1
24	DANBERRY, Jordan		1-3	0-0	0-0	0-0-0	0	2	1	4	0	10
32	WEST, Khadijah		0-0	0-0	0-0	0-0-0	1	0	0	1	0	4
TEAM						6-1-7						
Totals.....			20-64	3-12	8-13	16-25-41	18	51	7	10	4	3 200

TOTAL FG%	1st Half: 9-27 33.3%	2nd Half: 11-37 29.7%	Game: 31.3%
3-Pt. FG%	1st Half: 3-8 37.5%	2nd Half: 0-4 0.0%	Game: 25.0%
F Throw %	1st Half: 1-4 25.0%	2nd Half: 7-9 77.8%	Game: 61.5%

Tennessee (18-12)		FG	3PT	FT	REBS	PF	TP	A	TO	Bl	St	Min
12	Graves, Bashaara	f	3-4	0-0	1-3	2-1-3	0	7	1	2	0	22
31	Nared, Jaime	f	3-9	1-3	4-4	3-0-3	1	11	3	1	1	27
01	Moore, Nia	c	2-4	0-0	0-0	2-4-6	1	4	0	0	1	13
00	Reynolds, Jordan	g	4-8	1-3	1-1	2-6-8	1	10	4	1	0	26
11	DeShields, Diamondg		5-15	1-5	4-4	1-5-6	2	15	1	3	0	26
10	Jackson, MeMe		0-1	0-1	0-0	0-0-0	1	0	0	0	0	5
13	Dunbar, Kortney		0-3	0-3	0-0	2-1-3	1	0	0	0	0	12
14	Carter, Andraya		1-3	0-1	0-0	0-1-1	0	2	2	0	1	15
20	Cooper, Te'a		3-10	1-3	2-3	1-1-2	4	9	4	0	0	22
21	Russell, Mercedes		3-6	0-0	0-0	2-2-4	0	6	1	0	1	19
33	Middleton, Alexa		1-3	0-2	2-2	1-1-2	0	4	1	2	0	13
TEAM						1-4-5						
Totals.....			25-66	4-21	14-17	17-26-43	11	68	17	10	4	7 200

TOTAL FG%	1st Half: 14-34 41.2%	2nd Half: 11-32 34.4%	Game: 37.9%
3-Pt. FG%	1st Half: 4-13 30.8%	2nd Half: 0-8 0.0%	Game: 19.0%
F Throw %	1st Half: 5-7 71.4%	2nd Half: 9-10 90.0%	Game: 82.4%

Officials: LISA MATTINGLY, CAMERON INOUE, BRIAN GARLAND  
 Technical fouls: Arkansas-None. Tennessee-None.  
 Attendance: 3094

Score by Periods	1st	2nd	3rd	4th	Total
Arkansas	7	15	13	16	51
Tennessee	17	20	17	14	68

Points in the paint-AR 26,UT 32. Points off turnovers-AR 6,UT 9.  
 2nd chance points-AR 8,UT 13. Fast break points-AR 0,UT 4.  
 Bench points-AR 10,UT 21. Score tied-0 times. Lead changed-0 times.  
 Last FG-AR 4th-00:27, UT 4th-01:14.  
 Largest lead-AR None, UT by 23 4th-05:54.  
 AR led for 00:00. UT led for 37:27. Game was tied for 02:33.

**JACKSONVILLE, Fla.** -- Diamond DeShields scored 15 points to lead Tennessee to a 68-51 win over Arkansas at Veterans Memorial Arena in the second round of the SEC Tournament.

Tennessee (18-12, 8-8 SEC) never trailed and led by double figures for most of the game. Arkansas (12-18, 7-9 SEC) could not overcome a slow start or poor shooting (31.3 percent).

DeShields scored 10 of her 15 points in the third quarter and collected six rebounds. Jordan Reynolds had a strong all-around game, scoring 10 points and recording team highs of eight rebounds and four assists. Jaime Nared added 11 points with three assists and three boards.

The Lady Vols combined for 17 assists and enjoyed a 43-41 rebounding advantage. UT hauled down 26 offensive boards and scored 13 second-chance points. The Tennessee bench contributed 21 points in the win, including nine from Te'a Cooper.

Arkansas' Devin Cosper scored a game-high 20 points on 8-of-19 shooting. Tennessee contained Razorbacks star forward Jessica Jackson, holding her to 12 points on 5-of-18 shooting. Melissa Wolf collected a game-high 12 rebounds.

UT took a 54-35 lead into the fourth quarter. DeShields scored six points during an 8-2 Tennessee run over the final three minutes of the third quarter.

Tennessee shot 53.8 percent from the field in the second quarter and took a 37-22 lead in to halftime. Nared led all scorers with nine points at the half and the Lady Vols enjoyed a 22-15 rebounding advantage. Jackson scored all seven of Arkansas' first-quarter points, but she was held scoreless in the second quarter.

The Lady Vols controlled the first quarter, outscoring the Razorbacks, 17-7. Tennessee jumped out to a 12-2 lead in the first six minutes and Nared and Cooper had five points each as UT limited Arkansas to 25 percent shooting (3-of-12). The Razorbacks stumbled to five first-quarter turnovers.

GENERAL

STAFF

PLAYERS

REVIEW

HISTORY

FACILITIES

NCAA

SEC

RECORDS

MEDIA INFO





## GAME 31 - SEC QUARTERFINAL

#7 Seed UT vs. #2 Texas A&M // Mar. 4, 2016

Tennessee (19-12)	FG	3PT	FT	REBS	PF	TP	A	TO	Bl	St	Min
12 Graves, Bashaara f	7-11	0-0	5-6	3-4-7	2	19	2	0	1	0	33
31 Nared, Jaime f	0-8	0-2	4-4	1-2-3	2	4	2	2	1	0	27
01 Moore, Nia c	1-3	0-0	0-0	0-0-0	0	2	0	0	0	1	8
00 Reynolds, Jordan g	0-2	0-1	0-0	0-1-1	1	0	1	0	0	0	14
11 DeShields, Diamondg	7-11	1-3	6-6	1-5-6	1	21	4	2	0	1	36
13 Dunbar, Kortney	0-0	0-0	0-0	0-1-1	0	0	0	0	0	0	1
14 Carter, Andraya	2-4	1-2	2-2	1-3-4	0	7	1	1	0	2	28
20 Cooper, Te'a	1-5	0-2	1-1	0-2-2	3	3	0	3	0	1	15
21 Russell, Mercedes	3-7	0-0	2-3	2-3-5	2	8	0	2	3	0	30
33 Middleton, Alexa	2-3	0-0	2-2	0-0-0	0	6	0	1	0	0	8
TEAM				1-1-2							1
Totals.....	23-54	2-10	22-24	9-22-31	11	70	10	12	5	5	200

TOTAL FG%	1st Half: 12-27 44.4%	2nd Half: 11-27 40.7%	Game: 42.6%
3-Pt. FG%	1st Half: 2-8 25.0%	2nd Half: 0-2 0.0%	Game: 20.0%
F Throw %	1st Half: 4-5 80.0%	2nd Half: 18-19 94.7%	Game: 91.7%

Texas A&M (21-9)	FG	3PT	FT	REBS	PF	TP	A	TO	Bl	St	Min
Courtney Williams f	10-20	0-2	0-0	2-3-5	3	20	0	5	0	1	33
05 Anriel Howard f	0-2	0-0	0-0	3-5-8	4	0	1	0	1	0	28
00 Khaalia Hillsman c	3-10	0-0	0-0	6-5-11	5	6	0	0	0	2	25
24 Jordan Jones g	2-8	0-4	5-5	0-1-1	2	9	7	5	0	1	38
33 Courtney Walker g	4-16	0-1	4-4	2-0-2	0	12	2	4	0	0	37
11 Curtyce Knox	1-1	0-0	1-1	0-0-0	1	3	0	0	0	0	2
12 Danni Williams	0-0	0-0	0-0	0-0-0	0	0	0	0	0	0	3
13 Chelsea Jennings	3-7	0-0	0-0	0-1-1	3	6	0	0	0	0	15
21 Jasmine Lumpkin	0-1	0-0	2-2	1-1-2	0	2	0	0	0	0	8
23 Rachel Mitchell	1-2	0-0	0-0	0-5-5	4	2	0	0	0	1	11
TEAM				5-2-7							
Totals.....	24-67	0-7	12-12	19-23-42	22	60	10	14	1	5	200

TOTAL FG%	1st Half: 11-38 28.9%	2nd Half: 13-29 44.8%	Game: 35.8%
3-Pt. FG%	1st Half: 0-5 0.0%	2nd Half: 0-2 0.0%	Game: 0.0%
F Throw %	1st Half: 5-5 100%	2nd Half: 7-7 100%	Game: 100%

Officials: Dee Kantner, Eric Brewton, Eric Koch  
 Technical fouls: Tennessee-None. Texas A&M-None.  
 Attendance: 4214

Score by Periods	1st	2nd	3rd	4th	Total
Tennessee	13	17	19	21	70
Texas A&M	14	13	18	15	60

Points in the paint-UT 32,TAMU 28. Points off turnovers-UT 14,TAMU 8.  
 2nd chance points-UT 13,TAMU 16. Fast break points-UT 4,TAMU 0.  
 Bench points-UT 24,TAMU 13. Score tied-3 times. Lead changed-7 times.  
 Last FG-UT 4th-00:43, TAMU 4th-01:13.  
 Largest lead-UT by 10 4th-00:43, TAMU by 6 1st-08:46.  
 UT led for 27:47. TAMU led for 09:44. Game was tied for 02:29.

**JACKSONVILLE, Fla.** -- Diamond DeShields scored 21 points, Bashaara Graves scored 19 and Tennessee upset No. 2 seed Texas A&M in the SEC Tournament quarterfinals, 70-60, at Veterans Memorial Arena.

DeShields scored 14 points in the second half and her energy on defense helped Tennessee (19-12) limit the Aggies (21-9) to just 35.8-percent shooting. She and Graves each shot 7-of-11 from the floor and they combined to go 11-of-12 from the free-throw line.

Graves collected seven rebounds and was aggressive in the paint, setting the tone in the first half.

The Lady Vols had 24 points off the bench and shot a season-best 91.7 (22-of-24) percent on free throws.

Courtney Williams paced the Aggies with 20 points and Courtney Walker added 12 points. Tennessee did a good job of containing Walker, who averaged 18.3 points per game entering Friday's game. Walker was just 4-of-16 from the floor.

UT controlled the third quarter and led by as much as eight points. The Lady Vols applied pressure with their press throughout the quarter and shot a perfect 9-of-9 from the free-throw line.

Tennessee took a 30-27 lead into halftime thanks to efficient first-half shooting (44.4 percent) and solid defense that forced Texas A&M into difficult shots. Bashaara Graves led all scorers with nine points before the break and DeShields had seven points and five rebounds.

Midway through the second quarter, the Lady Vols went on a 12-5 run and had a 30-25 lead with a minute left in the opening half. Andraya Carter and DeShields had five points each during that run. DeShields knocked down a 3-pointer with 2:44 remaining to break at 23-23 tie and give UT a lead it would hold the rest of the half.

The Aggies scored the first six points of the game before Graves and Mercedes Russell made some baskets in the paint. Texas A&M's Courtney Walker hit a jumper with eight seconds left in the first quarter to give the Aggies a 14-13 lead heading into the second.

## GAME 32 - SEC SEMIFINAL

#7 Seed UT vs. #3 Seed Mississippi State // Mar. 5, 2016

Tennessee (19-13)	FG	3PT	FT	REBS	PF	TP	A	TO	Bl	St	Min
12 Graves, Bashaara f	2-10	0-0	1-7	7-8-15	3	5	2	1	0	2	31
31 Nared, Jaime f	4-11	1-2	3-4	1-1-2	5	12	0	1	0	1	27
00 Reynolds, Jordan g	1-11	0-3	0-0	3-0-3	1	2	2	2	0	0	23
01 Moore, Nia g	0-0	0-0	0-0	1-1-2	0	0	0	0	0	0	7
11 DeShields, Diamondg	8-20	1-2	5-6	2-3-5	3	22	1	1	1	2	36
14 Carter, Andraya	0-3	0-1	0-0	0-1-1	0	0	1	1	0	2	29
20 Cooper, Te'a	1-2	0-0	1-2	0-1-1	4	3	0	3	0	0	11
21 Russell, Mercedes	2-6	0-0	0-0	2-5-7	2	4	0	0	4	0	32
33 Middleton, Alexa	0-1	0-0	0-0	0-0-0	0	0	0	0	0	0	4
TEAM				4-2-6							1
Totals.....	18-64	2-8	10-19	20-22-42	18	48	6	10	5	7	200

TOTAL FG%	1st Half: 9-29 31.0%	2nd Half: 9-35 25.7%	Game: 28.1%
3-Pt. FG%	1st Half: 1-2 50.0%	2nd Half: 1-6 16.7%	Game: 25.0%
F Throw %	1st Half: 3-6 50.0%	2nd Half: 7-13 53.8%	Game: 52.6%

Mississippi State (26-6)	FG	3PT	FT	REBS	PF	TP	A	TO	Bl	St	Min
13 Ketara Chapel f	0-2	0-0	0-0	0-2-2	3	0	0	1	0	0	12
45 Chinwe Okorie c	1-4	0-0	0-0	5-6-11	3	2	0	1	2	1	31
00 Dominique Dillingham g	2-7	0-0	4-4	1-2-3	4	8	2	1	0	1	37
02 Morgan William g	2-12	1-2	7-8	2-3-5	2	12	2	2	0	0	37
35 Victoria Vivians g	11-20	5-10	3-6	1-8-9	0	30	0	4	2	0	40
01 Blair Schaefer	0-1	0-0	0-0	0-0-0	0	0	0	0	0	0	3
03 Breanna Richardson	1-4	1-1	3-4	1-6-7	2	6	3	2	1	0	29
10 Jazzmun Holmes	0-1	0-0	0-0	1-1-2	0	0	0	0	0	0	3
15 Teaira McCowan	0-2	0-0	0-0	0-0-0	3	0	0	0	1	0	8
TEAM				4-2-6							3
Totals.....	17-53	7-13	17-22	15-30-45	17	58	7	14	6	2	200

TOTAL FG%	1st Half: 8-28 28.6%	2nd Half: 9-25 36.0%	Game: 32.1%
3-Pt. FG%	1st Half: 5-10 50.0%	2nd Half: 2-3 66.7%	Game: 53.8%
F Throw %	1st Half: 4-4 100%	2nd Half: 13-18 72.2%	Game: 77.3%

Officials: TINA NAPIER, BOB TRAMMELL, SUE BLAUCH  
 Technical fouls: Tennessee-None. Mississippi State-None.  
 Attendance: 5632

Score by Periods	1st	2nd	3rd	4th	Total
Tennessee	15	7	15	11	48
Mississippi State	10	15	18	15	58

Points in the paint-UT 22,MS 10. Points off turnovers-UT 9,MS 15.  
 2nd chance points-UT 13,MS 11. Fast break points-UT 2,MS 2.  
 Bench points-UT 7,MS 6. Score tied-3 times. Lead changed-5 times.  
 Last FG-UT 4th-00:02, MS 4th-03:16.  
 Largest lead-UT by 7 2nd-09:42, MS by 13 4th-01:25.  
 UT led for 06:40. MS led for 29:33. Game was tied for 03:47.

**JACKSONVILLE, Fla.** -- Tennessee's SEC Tournament run came to an end as the Lady Vols fell to No. 3 seed Mississippi State, 58-48, in the semifinals at Veterans Memorial Arena.

Diamond DeShields paced the Lady Vols (19-13) with 22 points. Victoria Vivians scored 30 points to help No. 16/16 Mississippi State (26-6) punch its ticket to the title game of the conference tournament. The Bulldogs will face No. 1 seed South Carolina on Sunday at 2:30 p.m. ET on ESPN.

DeShields scored 14 of her 22 points in the second half and also grabbed five rebounds. Bashaara Graves collected a game-high 15 rebounds and scored five points. Jaime Nared added 12 points.

Vivians caught fire in the second half, scoring 19 points on 7-of-8 shooting. She shot 5-of-10 from 3-point range for the game and also hauled down nine boards. Morgan William added 12 points and five boards.

Tennessee opened the fourth quarter with high energy, scoring the first four points of the quarter to cut Mississippi State's lead to 43-41. The Bulldogs responded with a 15-7 run over the final eight minutes of the game.

Vivians scored 14 points in the third quarter and knocked down a 3-pointer just over four minutes into the second half to give MSU a 10-point lead at 36-26. Vivians and Nared traded a pair of long 3's in the final 25 seconds of the third quarter, Morgan William made a free throw with fractions of a second left and the Bulldogs took a 43-37 lead into the fourth.

Mississippi State took control of the game in the second quarter and took a 25-22 lead into halftime thanks to 11 first-half points by Vivians. The Lady Vols came up empty on eight of their final nine possessions of the first half as he Bulldogs outscored UT, 15-7, in the second quarter.

The Bulldogs went 5-of-10 from 3-point range in the first half. Tennessee led after the first quarter, 15-10. The Lady Vols forced Mississippi State into bad shots early on as the Bulldogs opened the game shooting 3-of-15. UT closed the first quarter with an 8-0 run over the final four minutes.



# GAME 33 - NCAA FIRST ROUND

#7 Seed UT vs. #10 Seed Green Bay // Mar. 18, 2015

Green Bay (28-5)		FG	3PT	FT	REBS	PF	TP	A	TO	Bl	St	Min
21	LINDSTROM, Jessica f	4-8	1-3	2-2	5-3-8	3	11	0	1	0	1	28
33	WEITZER, Lexi c	1-3	0-0	0-0	1-1-2	2	2	0	0	0	0	16
04	LUKAN, Kaili g	3-7	0-0	6-6	0-5-5	3	12	0	1	0	1	32
10	KRAKER, Mehryn g	4-16	1-4	0-0	2-4-6	3	9	3	3	1	0	38
24	LeCLAIRE, Allie g	6-13	0-1	2-4	0-2-2	1	14	0	2	0	3	34
01	WELLNITZ, Jen	1-1	0-0	0-0	0-0-0	0	2	0	0	0	0	4
02	BUCK, Tesha	0-11	0-8	0-0	0-8-8	2	0	2	1	0	0	28
44	MONKE, Mariah	0-0	0-0	0-0	2-0-2	1	0	0	2	0	1	7
55	TERRY, Sam	1-1	1-1	0-0	0-1-1	3	3	1	1	0	1	13
Team				4-2-6								
Totals.....		20-60	3-17	10-12	14-26-40	18	53	6	11	1	7	200

TOTAL FG%	1st Half: 11-30 36.7%	2nd Half: 9-30 30.0%	Game: 33.3%
3-Pt. FG%	1st Half: 2-6 33.3%	2nd Half: 1-11 9.1%	Game: 17.6%
F Throw %	1st Half: 3-4 75.0%	2nd Half: 7-8 87.5%	Game: 83.3%

Tennessee (28-5)		FG	3PT	FT	REBS	PF	TP	A	TO	Bl	St	Min
12	Graves, Bashaara f	2-6	0-1	1-2	0-5-5	2	5	2	2	0	1	24
31	Nared, Jaime f	1-7	0-1	2-2	0-1-1	1	4	0	2	0	0	14
21	Russell, Mercedes c	4-5	0-0	0-2	3-10-13	0	8	1	0	2	0	35
00	Reynolds, Jordan g	1-5	0-1	2-2	1-2-3	1	4	4	0	0	0	34
11	DeShields, Diamond g	4-15	2-5	4-6	0-4-4	5	14	3	2	1	2	30
01	Moore, Nia	0-0	0-0	0-0	0-0-0	0	0	0	0	0	0	3
10	Jackson, MeMe	0-0	0-0	0-0	0-0-0	0	0	0	0	0	0	4
13	Dunbar, Kortney	1-2	1-2	0-0	0-1-1	1	3	0	0	0	0	10
14	Carter, Andraya	1-4	0-1	4-4	2-0-2	1	6	0	2	0	1	19
20	Cooper, Te'a	7-11	0-1	1-1	1-2-3	5	15	2	2	0	0	24
33	Middleton, Alexa	0-0	0-0	0-0	0-1-1	0	0	1	0	0	0	3
TEAM				3-2-5								
Totals.....		21-55	3-12	14-19	10-28-38	16	59	13	10	3	4	200

TOTAL FG%	1st Half: 10-29 34.5%	2nd Half: 11-26 42.3%	Game: 38.2%
3-Pt. FG%	1st Half: 3-9 33.3%	2nd Half: 0-3 0.0%	Game: 25.0%
F Throw %	1st Half: 4-6 66.7%	2nd Half: 10-13 76.9%	Game: 73.7%

Officials: Felicia Grinter, Barb Smith, Brian Woods  
 Technical fouls: Green Bay-None. Tennessee-None.  
 Attendance: 2842

Score by Periods	1st	2nd	3rd	4th	Total
Green Bay	13	14	18	8	53
Tennessee	14	13	17	15	59

Points in the paint-GB 30, UT 22. Points off turnovers-GB 10, UT 8.  
 2nd chance points-GB 12, UT 13. Fast break points-GB 4, UT 2.  
 Bench points-GB 5, UT 24. Score tied-7 times. Lead changed-16 times.  
 Last FG-GB 4th-00:01, UT 4th-02:02.  
 Largest lead-GB by 8 2nd-05:17, UT by 9 4th-00:21.  
 GB led for 20:54. UT led for 17:47. Game was tied for 01:18.

**TEMPE, Ariz.** -- Te'a Cooper scored 15 points and Diamond DeShields added 14 to lead Tennessee to a 59-53 comeback victory over Green Bay in the NCAA Tournament First Round contest at Wells Fargo Arena.

The No. 7 seed Lady Vols (20-13) trailed No. 10 seed Green Bay (28-5) by as much as eight points in the second quarter, making the win their biggest comeback of the season. Tennessee also recorded its 40th-straight 20-win season.

Cooper scored 11 of her 15 points in the second half and was 7-of-11 from the floor for the game with three rebounds and two assists. DeShields shot 4-of-15 and also collected four rebounds and three assists.

Mercedes Russell had eight points and grabbed a game-high 13 rebounds -- her most since hauling down 13 against Alabama on Jan. 31.

Allie LeClaire led Green Bay with 14 points. Kaili Lukan scored 12 points and went 6-of-6 on free throws.

With under six minutes remaining in the game, Cooper hit a pair of jumpers during an 8-0 Tennessee run that gave the Lady Vols a 58-49 lead. UT held off Green Bay in the final four minutes as the Phoenix shot just 2-of-11 down the stretch.

Green Bay led 45-44 after the third quarter. The Phoenix relied on free throws (7-of-8) to keep pace with a UT attack that started to find its rhythm. Cooper caught fire in the third quarter, scoring seven points off the bench as UT shot 46.5 percent (7-of-15) in the first 10 minutes after halftime.

The game was tied at 27-27 at halftime. Green Bay had a 20-19 rebounding edge and committed six first-half turnovers to UT's seven. The Phoenix outscored the Lady Vols in the paint, 16-8, before halftime. LeClaire had nine points to lead Green Bay in the first half and DeShields had eight points, all coming in the first quarter. Russell had six points and seven boards before the break.

Green Bay opened the first five minutes of the second quarter with an 11-3 run to build a 24-16 lead. UT closed the quarter with its own 11-3 run over final five minutes. The Phoenix led for the first nine minutes of the quarter before Russell tied the game at 25-25 with a layup with 59 seconds left. After Jen Wellnitz briefly put Green Bay back in front with a layup at the other end, Jaime Nared buried a jumper with 21 seconds remaining to send the game into halftime tied.

The Lady Vols held a 14-13 lead after the first quarter. DeShields generated some early offense with some outside shooting, including a 3-pointer from the right wing at the start of the game. UT led for 8:18 in the first quarter.

# GAME 34 - NCAA SECOND ROUND

#7 Seed UT vs. #2 Seed Arizona State // Mar. 20, 2016

Tennessee (21-13)		FG	3PT	FT	REBS	PF	TP	A	TO	Bl	St	Min
12	Graves, Bashaara f	3-4	0-0	2-2	4-7-11	2	8	1	2	1	1	24
31	Nared, Jaime f	4-10	1-1	2-2	4-2-6	3	11	2	2	0	0	30
21	Russell, Mercedes c	5-9	0-0	2-2	2-4-6	4	12	3	1	2	1	31
00	Reynolds, Jordan g	4-7	0-0	4-5	0-3-3	0	12	2	2	0	2	29
11	DeShields, Diamond g	9-17	0-2	6-7	0-5-5	3	24	1	0	0	3	35
01	Moore, Nia	2-2	0-0	0-0	0-1-1	5	4	0	1	0	0	8
10	Jackson, MeMe	0-0	0-0	0-0	0-0-0	0	0	0	0	0	0	1
13	Dunbar, Kortney	0-0	0-0	0-0	0-0-0	0	0	0	0	0	0	4
14	Carter, Andraya	2-4	0-1	0-0	0-2-2	0	4	1	1	0	1	21
20	Cooper, Te'a	0-2	0-0	0-0	0-0-0	1	0	0	2	0	0	11
33	Middleton, Alexa	0-1	0-0	0-0	0-0-0	0	0	1	0	0	0	6
TEAM				1-1-2								
Totals.....		29-56	1-4	16-18	11-25-36	18	75	11	12	3	8	200

TOTAL FG%	1st Half: 15-30 50.0%	2nd Half: 14-26 53.8%	Game: 51.8%
3-Pt. FG%	1st Half: 0-2 0.0%	2nd Half: 1-2 50.0%	Game: 25.0%
F Throw %	1st Half: 3-4 75.0%	2nd Half: 13-14 92.9%	Game: 88.9%

Arizona State (26-7)		FG	3PT	FT	REBS	PF	TP	A	TO	Bl	St	Min
21	Brunner, Sophie f	4-10	0-1	4-4	1-6-7	3	12	0	0	0	0	29
24	Moos, Kelsey f	0-2	0-0	0-0	2-1-3	2	0	0	1	0	0	23
00	Hempfen, Katie g	1-8	1-4	0-0	1-0-1	5	3	4	2	0	0	30
01	Hawkins, Arnecia g	4-14	3-6	2-2	0-1-1	2	13	3	1	0	1	27
23	Davis, Elisha g	7-10	3-5	1-2	0-3-3	5	18	6	6	1	3	37
03	Haines, Sabrina	0-2	0-1	0-0	0-1-1	1	0	1	1	0	0	9
11	Amukamara, Peace	1-3	1-3	0-0	1-0-1	1	3	1	0	0	0	15
22	Dornstauder, Quinn	6-10	0-0	3-4	4-3-7	3	15	0	2	0	2	26
42	Ibis, Kianna	0-0	0-0	0-0	0-0-0	0	0	0	0	0	0	2
43	Normen, Eliza	0-0	0-0	0-0	0-0-0	0	0	0	0	0	0	2
TEAM				4-2-6								
Totals.....		23-59	8-20	10-12	13-17-30	22	64	15	13	1	6	200

TOTAL FG%	1st Half: 13-30 43.3%	2nd Half: 10-29 34.5%	Game: 39.0%
3-Pt. FG%	1st Half: 4-7 57.1%	2nd Half: 4-13 30.8%	Game: 40.0%
F Throw %	1st Half: 3-4 75.0%	2nd Half: 7-8 87.5%	Game: 83.3%

Officials: Felicia Grinter, Melissa Barlow, Cheryl Flores  
 Technical fouls: Tennessee-None. Arizona State-None.  
 Attendance: 2957

Score by Periods	1st	2nd	3rd	4th	Total
Tennessee	20	13	21	21	75
Arizona State	17	16	14	17	64

Points in the paint-UT 42, ASU 27. Points off turnovers-UT 9, ASU 13.  
 2nd chance points-UT 10, ASU 10. Fast break points-UT 6, ASU 3.  
 Bench points-UT 8, ASU 18. Score tied-3 times. Lead changed-2 times.  
 Last FG-UT 4th-01:49, ASU 4th-00:15.  
 Largest lead-UT by 12 4th-00:21, ASU by 1 1st-03:50.  
 UT led for 35:30. ASU led for 00:26. Game was tied for 03:54.

**TEMPE, Ariz.** -- Tennessee is headed to the Sweet 16 for the 34th time after defeating No. 2 seed Arizona State, 75-64, in a NCAA Tournament Second Round matchup at Wells Fargo Arena.

The Lady Vols (21-13) have won five of their last six games, the best stretch of the season for the Big Orange. Despite claiming its highest seed in school history, Arizona State (26-7) dropped three of its final four.

Diamond DeShields led all scorers with 24 points on 9-of-17 shooting. Mercedes Russell (12), Jordan Reynolds (12) and Jaime Nared (11) also scored in double figures. Elisha Davis scored 18 points to pace the Sun Devils.

Tennessee shot 52 percent on 29-of-56 shooting and went 16-of-18 from the charity stripe. The Big Orange also held Arizona State to 39 percent shooting (23-of-59) and outscored the Sun Devils in the paint, 42-27.

While the game was close for much of the first half and portions of the second, the Lady Vols led for over 35 minutes of the game. The Sun Devils, by comparison, led for 26 seconds.

Despite numerous surges in the second half by the Sun Devils, the Lady Vols never surrendered the lead in the final 20 minutes. Arizona State got within four points of the Lady Vols at 56-52 with 7:05 remaining in the game, but DeShields scored on consecutive possessions, and Reynolds added a jumper that stretched the UT lead to 10.

After the Sun Devils cut the deficit to 44-42 with 4:11 remaining in the third quarter, the Lady Vols responded with buckets on five of their final six possessions in the quarter, taking a 54-47 lead into the final quarter.

Arizona State and Tennessee entered the break tied 33-33. Although Tennessee led by seven midway through the second quarter, the game was tight for the majority of the first half. Tennessee shot 50 percent on 15-of-30 shooting, while Arizona State shot 43 percent on 13-of-30 shooting. The Lady Vols established their footprint underneath the basket, scoring 26 of 33 first-half points in the paint. Russell led all scorers with 12 points in the half.

The Big Orange led by three at the conclusion of the first quarter in large part due to Russell's dominance. She scored 10 of Tennessee's 20 points in the opening frame, shooting 4-of-4 from the field and 2-of-2 from the free throw line. She added three rebounds in the first quarter as well. The Lady Vols shot 64 percent on 9-of-14 shooting in the frame compared to the Sun Devils' 39 percent on 7-of-18 shooting.

GENERAL

STAFF

PLAYERS

REVIEW

HISTORY

FACILITIES

NCAA

SEC

RECORDS

MEDIA INFO





**GAME 35 - NCAA SWEET SIXTEEN**

#7 Seed UT vs. #3 Seed Ohio St. // Mar. 25, 2016

Tennessee (22-13)	FG	3PT	FT	REBS	PF	TP	A	TO	Bl	St	Min
12 Graves, Bashaara f	6-9	0-0	2-2	3-6-9	1	14	2	1	0	1	30
31 Nared, Jaime f	2-6	1-2	4-5	2-9-11	1	9	5	4	0	1	37
21 Russell, Mercedes c	12-16	0-0	1-3	3-12-15	2	25	1	5	0	0	36
00 Reynolds, Jordan g	1-2	0-0	0-0	1-0-1	2	2	2	0	0	0	6
11 DeShields, Diamondg	3-14	1-4	3-4	1-4-5	2	10	7	2	0	1	34
01 Moore, Nia	1-2	0-0	0-0	0-1-1	1	2	0	1	1	0	4
13 Dunbar, Kortney	0-0	0-0	0-0	0-0-0	0	0	0	0	0	0	1
14 Carter, Andraya	0-2	0-0	0-0	1-1-2	1	0	2	1	0	1	18
20 Cooper, Te'a	6-10	0-1	4-4	1-0-1	2	16	2	3	0	0	29
33 Middleton, Alexa	0-1	0-0	0-0	0-0-0	0	0	0	0	0	0	5
TEAM				5-3-8				1			
Totals.....	31-62	2-7	14-18	17-36-53	12	78	21	18	1	4	200

TOTAL FG%	1st Half: 17-28 60.7%	2nd Half: 14-34 41.2%	Game: 50.0%
3-Pt. FG%	1st Half: 1-3 33.3%	2nd Half: 1-4 25.0%	Game: 28.6%
F Throw %	1st Half: 8-10 80.0%	2nd Half: 6-8 75.0%	Game: 77.8%

Ohio State (27-7)	FG	3PT	FT	REBS	PF	TP	A	TO	Bl	St	Min
22 Alexa Hart f	1-7	0-0	0-0	3-3-6	3	2	0	0	2	1	32
22 Shayla Cooper f	2-9	1-4	0-0	2-6-8	3	5	0	0	0	6	27
03 Kelsey Mitchell g	5-15	2-9	8-8	0-1-1	4	20	4	4	0	1	40
14 Ameryst Alston g	8-19	5-12	0-2	0-1-1	4	21	3	0	0	3	35
20 Asia Doss g	2-11	0-5	0-0	0-3-3	1	4	3	2	0	0	37
01 Kalpana Beach	0-0	0-0	0-0	0-0-0	0	0	0	0	0	0	3
05 Chelsea Mitchell	0-0	0-0	0-0	0-0-0	1	0	0	0	0	0	4
24 Makayla Waterman	4-6	0-0	2-3	3-2-5	4	10	0	1	1	1	22
TEAM				2-0-2							
Totals.....	22-67	8-30	10-13	10-16-26	20	62	10	7	3	12	200

TOTAL FG%	1st Half: 13-35 37.1%	2nd Half: 9-32 28.1%	Game: 32.8%
3-Pt. FG%	1st Half: 4-16 25.0%	2nd Half: 4-14 28.6%	Game: 26.7%
F Throw %	1st Half: 5-6 83.3%	2nd Half: 5-7 71.4%	Game: 76.9%

Officials: Sue Blauch, Laura Morris, Tim Daley, Jules Gallien (alt.)  
 Technical fouls: Tennessee-None. Ohio State-None.  
 Attendance: 4610

Score by Periods	1st	2nd	3rd	4th	Total
Tennessee	23	20	19	16	78
Ohio State	10	25	11	16	62

Points in the paint-UT 50,OHSU 22. Points off turnovers-UT 9,OHSU 12.  
 2nd chance points-UT 17,OHSU 10. Fast break points-UT 10,OHSU 4.  
 Bench points-UT 18,OHSU 10. Score tied-2 times. Lead changed-2 times.  
 Last FG-UT 4th-00:49, OHSU 4th-00:44.  
 Largest lead-UT by 22 4th-06:26, OHSU by 1 1st-07:28.  
 UT led for 38:10. OHSU led for 00:18. Game was tied for 01:14.

**SIoux FALLS, S.D.** -- Behind a career night from Mercedes Russell, Tennessee will play for a spot in the NCAA Final Four after defeating Ohio State, 78-62, in the Sweet 16 at the Denny Sanford PREMIER Center.

In the midst of their best stretch of the season, the No. 7 seed Lady Vols (22-13) have won six of their last seven games to advance to the 28th Elite Eight in program history.

Holly Warlick has led UT to three Elite Eights in her four seasons as head coach. Her squad will face No. 4 seed and #14/15-ranked Syracuse (28-7) on Sunday.

Russell's dominance throughout the game led to her best performance donning the orange, scoring a career-high 25 points on 12-of-16 shooting. She also collected 15 rebounds, matching a career-best.

Te'a Cooper (16), Bashaara Graves (14) and Diamond DeShields (10) all scored in double figures for the Lady Vols, while Ameryst Alston led the Buckeyes in scoring with 21 points. Tennessee's starting frontcourt of Graves and Russell combined for 39 points.

Tennessee shot 50 percent from the field on 31-of-62 shooting and scored 50 point points. Ohio State finished 22-of-67 (37 percent). The Lady Vols dominated the majority of the game, holding the lead for over 38 minutes and stretching the margin by as much as 22.

Despite playing from behind for much of the game, Ohio State trimmed Tennessee's lead to seven after a 5-0 run midway through the third quarter. The Lady Vols responded with a 15-6 run over the final six minutes of the quarter, giving UT a 62-46 advantage entering the fourth.

The Lady Vols entered the break with an eight-point lead and shot an impressive 61 percent clip (17-of-28) from the floor in the first 20 minutes. Tennessee played to its size in the opening half, scoring 24 points in the paint to the Buckeyes' 14. Russell and Graves combined for 25 points and were a perfect 11-of-11 from the floor in the first half.

Despite poor shooting in the first quarter, Ohio State's offense found its rhythm after a quick 6-0 run to start the second quarter. The Buckeyes cut the deficit to six in the frame before Tennessee stretched its lead.

Tennessee finished the first quarter with a 23-10 lead, holding the Buckeyes to 4-of-16 shooting in the first frame. The Lady Vols assisted on nine of 10 buckets in the opening quarter. Russell made her presence known early. Russell scored 10 of Tennessee's first 12 points on 5-of-5 shooting to open the game against the Buckeyes. The 6-foot-6 center added four rebounds to go along with her 10 points in the first quarter. Graves added eight and Nia Moore scored two in the first quarter, giving UT's bigs 20 of the 23 first-quarter points.

**GAME 36 - NCAA ELITE EIGHT**

#7 Seed UT vs. #4 Seed Syracuse // Mar. 27, 2016

Tennessee (22-14)	FG	3PT	FT	REBS	PF	TP	A	TO	Bl	St	Min
12 Graves, Bashaara f	3-8	0-0	5-6	2-3-5	4	11	1	2	0	1	33
31 Nared, Jaime f	4-14	1-4	5-7	4-5-9	1	14	6	4	1	0	35
21 Russell, Mercedes c	3-5	0-0	1-2	4-3-7	1	7	0	1	0	0	31
11 DeShields, Diamondg	8-21	2-9	2-4	4-6-10	3	20	5	5	1	1	37
20 Cooper, Te'a g	3-4	2-3	0-0	2-1-3	4	8	0	5	0	1	26
01 Moore, Nia	1-1	0-0	0-0	1-0-1	0	2	0	0	0	0	4
10 Jackson, MeMe	1-2	0-1	0-0	0-0-0	1	2	1	1	0	0	7
13 Dunbar, Kortney	1-5	1-5	0-0	1-0-1	0	3	0	0	0	0	7
14 Carter, Andraya	0-1	0-0	0-0	0-3-3	3	0	2	2	1	1	17
33 Middleton, Alexa	0-0	0-0	0-0	1-0-1	0	0	0	1	0	0	3
TEAM				3-3-6							
Totals.....	24-61	6-22	13-19	22-24-46	17	67	15	21	3	4	200

TOTAL FG%	1st Half: 14-31 45.2%	2nd Half: 10-30 33.3%	Game: 39.3%
3-Pt. FG%	1st Half: 3-10 30.0%	2nd Half: 3-12 25.0%	Game: 27.3%
F Throw %	1st Half: 4-5 80.0%	2nd Half: 9-14 64.3%	Game: 68.4%

Syracuse (29-7)	FG	3PT	FT	REBS	PF	TP	A	TO	Bl	St	Min
10 Isabella Slim f	1-1	0-0	0-0	1-1-2	3	2	1	0	0	0	8
50 Briana Day c	2-4	0-0	2-4	3-5-8	3	6	0	1	2	2	30
01 Alexis Peterson g	11-20	3-4	4-6	2-2-4	1	29	6	2	0	3	38
13 Brianna Butler g	6-18	6-15	0-0	2-3-5	4	18	2	0	0	0	36
20 Brittney Sykes g	2-9	1-3	4-4	2-3-5	2	9	2	2	0	1	31
04 Maggie Morrison	3-6	3-5	0-0	0-1-1	1	9	0	0	0	1	19
05 Jade Phillips	0-0	0-0	0-0	0-0-0	0	0	0	0	0	0	1
11 Cornelia Fondren	6-6	0-0	1-3	1-1-2	4	13	1	2	0	3	16
14 Savannah Crocetti	0-0	0-0	0-0	0-0-0	0	0	0	0	0	0	1
22 Taylor Ford	1-3	1-3	0-0	1-1-2	1	3	0	0	0	2	9
34 Abby Grant	0-0	0-0	0-0	0-0-0	0	0	0	0	0	1	1
55 Bria Day	0-2	0-0	0-0	2-1-3	0	0	1	0	1	0	10
TEAM				1-1-2							
Totals.....	32-69	14-30	11-17	15-19-34	19	89	13	7	3	13	200

TOTAL FG%	1st Half: 15-38 39.5%	2nd Half: 17-31 54.8%	Game: 46.4%
3-Pt. FG%	1st Half: 9-18 50.0%	2nd Half: 5-12 41.7%	Game: 46.7%
F Throw %	1st Half: 2-2 100%	2nd Half: 9-15 60.0%	Game: 64.7%

Officials: Dee Kantner, Beverly Roberts, Felicia Grinter, J. Gallien  
 Technical fouls: Tennessee-None. Syracuse-None.  
 Attendance: 4055

Score by Periods	1st	2nd	3rd	4th	Total
Tennessee	22	13	21	11	67
Syracuse	20	21	22	26	89

Points in the paint-UT 32,SU 30. Points off turnovers-UT 6,SU 25.  
 2nd chance points-UT 14,SU 14. Fast break points-UT 6,SU 9.  
 Bench points-UT 7,SU 25. Score tied-2 times. Lead changed-4 times.  
 Last FG-UT 4th-01:31, SU 4th-02:05.  
 Largest lead-UT by 7 1st-00:40, SU by 23 4th-03:16.  
 UT led for 10:20. SU led for 27:57. Game was tied for 01:37.

**SIoux FALLS, S.D.** -- Tennessee's impressive 2016 NCAA Tournament run came to an end as the Lady Vols fell to Syracuse, 89-67, in the Sioux Falls Regional Championship Game at the Denny Sanford PREMIER Center.

Syracuse (29-7), the region's No. 4 seed, won the game with impressive 3-point shooting (14-of-30) to advance to its first-ever Final Four.

Diamond DeShields led No. 7 seed Tennessee (22-14) with a double-double of 20 points and 10 rebounds. DeShields shot 8-of-21 from the field and her 10 rebounds led all players. She also had five assists. Jaime Nared had 14 points, nine rebounds and six assists.

In her final game for Tennessee, senior Bashaara Graves tallied 11 points on 3-of-8 shooting with five rebounds and one assist. Graves finishes her UT career as one of just five players with 1,500 points and 1,000 rebounds. With five boards on Sunday, she ended her career with 1,044 rebounds, passing Sheila Frost (1,043 from 1985-89) for third-most in program history.

DeShields and Mercedes Russell were named to the 2016 Sioux Falls Regional All-Tournament Team. In UT's four NCAA Tournament games, DeShields averaged 17.0 points, 6.0 rebounds and 4.0 assists and Russell averaged 13.0 points, 10.3 rebounds and 1.3 assists.

Alexis Peterson led Syracuse with 29 points on 11-of-20 shooting, including a 3-of-4 effort from 3-point range. Brianna Butler added 18 points all coming off of her six made 3-pointers. Cornelia Fondren scored 13 points and was a perfect 6-of-6 from the floor.

Syracuse pulled away in the fourth quarter, outscoring UT in the final 10 minutes, 26-11. The Lady Vols used a 13-5 run in the middle of the third quarter to pull to within 54-51 with 3:21 on the clock. Syracuse outscored UT, 9-5, in the closing minutes of the third quarter to take a 63-56 lead into the fourth. DeShields had the hot hand for Tennessee in the third quarter, scoring 12 points, and Nared had eight.

The Orange took a 41-35 lead into halftime after relying heavily on 3-pointers (9-of-18) in the first 20 minutes of play. Peterson led Syracuse with 11 points at the half and was 3-of-4 from beyond the arc. DeShields led UT with eight first-half points. The Lady Vols scored 18 of their 35 points in the paint and had a 23-17 rebounding advantage.

Syracuse knocked down five 3-pointers in the second quarter during a 19-5 run that put the Orange up, 39-31, with 2:43 left in the first half.

Tennessee had a 22-20 lead after the first quarter. The Lady Vols worked the paint, scoring 13 points inside and made five of their last six shots of the quarter. Syracuse relied on 3-point shooting (4-of-7) to keep pace with UT in the first 10 minutes.





**HISTORY**



## ALL-TIME ROSTER

## A

Jody Adams	3	1989-93	Graduate	Cleveland, TN/Bradley Central	G	5-5	107	6.7	1.7
Nicky Anosike	55	2004-08	Graduate	Staten Island, NY/St. Peter's	F/C	6-4	146	7.5	6.3
Alberta Auguste	33	2006-08	Graduate	Marrero, LA/John Ehret	F	5-11	75	5.1	2.6
Lauren Avant	12	2010-11	Transfer	Memphis, TN/Lausanne Collegiate School	G	5-9	19	2.6	1.3

## B

Suzanne Barbre	34	1974-78	Graduate	Morristown, TN/Morristown West	G	5-8	64	13.5	4.2
Briana Bass	1	2008-12	Graduate	Indianapolis, IN/North Central	G	5-2	118	2.1	0.8
Vicki Baugh	21	2007-12	Graduate	Sacramento, CA/Sacramento	F	6-4	111	5.8	5.1
Angie Bjorklund	5	2007-11	Graduate	Spokane Valley, WA/University	G/F	6-0	132	11.1	2.9
Shannon Bobbitt	00	2006-08	Graduate	New York, NY/Bergtraum	G	5-2	74	9.3	2.3
Cindy Boggs	24	1974-75	Graduate	Ducktown, TN	G	5-6			
Fonda Bondurant	12	1975-77	Graduate	South Fulton, TN/South Fulton	G	5-6	30	2.1	0.9
Sherry Bostic	14	1984-86	Transfer	LaFollette, TN/Campbell County	F	5-11	51	3.1	1.9
Nancy Bowman	12	1972-75	Graduate	Lenoir City, TN	G	5-3			
Gina Bozeman	20	1981	Transfer	Sylvester, GA/Worth Academy	G	5-6	8	1.3	0.4
Dianne Brady	20	1973-75	Graduate	Calhoun, TN	G	5-2			
Alyssia Brewer	33	2008-11	Transfer	Sapulpa, OK/Sapulpa	F	6-3	87	6.9	4.6
Cindy Brogdon	44	1977-79	Graduate	Buford, GA/Greater Atlanta Christian	F	5-10	70	20.8	6.0
Cierra Burdick	11	2011-15	Graduate	Charlotte, NC/Butler	F	6-2	132	8.1	6.0
Niya Butts	3	1996-00	Graduate	Americus, GA/Americus	F	6-0	111	2.3	1.2
Tasha Butts	3	2000-04	Graduate	Milledgeville, GA/Baldwin County	G	5-11	141	6.4	3.8

## C

Kelley Cain	52	2007-11	Graduate	Atlanta, GA/St. Pius X	C	6-6	92	8.6	6.2
Nikki Caldwell	33	1990-94	Graduate	Oak Ridge, TN/Oak Ridge	G	5-11	126	5.9	2.2
Sonya Cannon	51	1981-85	Graduate	Maryville, TN/Maryville	F	5-8	21	0.7	0.4
Abby Canon	12	2004-05	Transfer	Shelbyville, TN/Shelbyville Central	G	5-8	7	0.0	0.1
Amanda Canon	11	1998-02	Graduate	Shelbyville, TN/Shelbyville Central	F	5-11	42	0.8	0.4
Andraya Carter	14	2012-16	Graduate	Flowery Branch, GA/Buford	G	5-9	113	6.4	2.6
Tamara Carver	50	1990-91	Transfer	Cosby, TN/Cosby	G	5-6	4	1.0	0.3
Kelli Casteel	34	1988-92	Graduate	Maryville, TN/Maryville	C	6-2	129	6.5	3.4
Tamika Catchings	24	1997-01	Graduate	Duncanville, TX/Duncanville	F	6-1	127	16.6	7.9
Lesia Cecil	51	1985-86	Graduate	Helenwood, TN/Scott County	G	5-2	4	0.8	0.3
Daedra Charles	32	1988-91	Graduate	Detroit, MI/St. Martin de Porres	C	6-3	105	14.2	8.2
Becky Clark	24	1979-80	Transfer	Memphis, TN/Bishop Byrne	F	5-8	10	1.6	1.0
Regina Clark	5	1988-92	Graduate	Saginaw, MI/Buena Vista	G	5-8	109	3.6	1.4
Kristen "Ace" Clement	33	1997-01	Graduate	Broomall, PA/Cardinal O'Hara	G	5-11	136	5.8	2.4
Susan Clower	34	1978-82	Graduate	Kingston, TN/Roane County	G	5-9	139	3.0	1.9
Lynne Collins	40	1980-84	Graduate	Blacksburg, VA/Blacksburg	F	6-0	126	4.8	3.0
Shelia Collins	30	1981-85	Graduate	Colbert, GA/Madison County	G	5-9	104	13.6	6.0
Abby Conklin	52	1993-97	Graduate	Charlestown, IN/Charlestown	F	6-3	143	8.6	3.9
Pam Cook	42	1982-83	Quit	Duluth, GA/North Gwinnett	G	5-7	27	3.8	2.2
<b>Te'a Cooper</b>	<b>20/2</b>	<b>2015-</b>	<b>Active</b>	<b>Powder Springs, GA/McEachern</b>	<b>G</b>	<b>5-8</b>	<b>36</b>	<b>8.6</b>	<b>1.9</b>
Elizabeth Curry	10	2006-07	Graduate	New Virginia, IA/Interstate 35	G	5-6	14	0.4	0.0
Bev Curtis	51	1979	Quit	Acworth, GA/Etowah	F	6-0	6	4.0	2.0

## D

Latina Davis	5	1992-96	Graduate	Winchester, TN/Franklin County	G	5-6	136	9.2	4.0
LaToya Davis	4	2000-04	Graduate	Forsyth, GA/Mary Persons	F	6-0	128	3.6	2.1
Susie Davis	20	1976-79	Graduate	Hohenwald, TN/Lewis County	F	5-8	69	1.7	1.5
Freda DeLozier		1975	Graduate						
<b>Diamond DeShields</b>	<b>10/11</b>	<b>2014-</b>	<b>Active</b>	<b>Norcross, GA/Norcross</b>	<b>G</b>	<b>6-1</b>	<b>36</b>	<b>14.3</b>	<b>5.2</b>
Rochone Dilligard	42	1991-94	Graduate	Lebanon, TN/Lebanon	F	6-1	44	2.2	1.8
Gail Dobson	52	1971-75	Graduate	Greeneville, TN	C	5-10			
Sybil Dosty	33	2004-05	Transfer	Tucson, AZ/Salpointe	C	6-3	62	2.8	2.7
<b>Kortney Dunbar</b>	<b>13</b>	<b>2014-</b>	<b>Active</b>	<b>Edwardsville, IL/Edwardsville</b>	<b>F</b>	<b>6-2</b>	<b>47</b>	<b>3.3</b>	<b>1.4</b>
Faith Dupree	34	2009-10	Transfer	Knoxville, TN/The Webb School	F/C	6-3			
Kris Durham	23	1987-89	Transfer	Dunellen, NJ/Union Catholic	G	5-8	36	5.9	1.4

## E

Sarah Edwards	31	1998-01	Graduate	Sevierville, TN/Sevier County	G/F	5-11	36	1.6	0.4
Tonya Edwards	33	1986-90	Graduate	Flint, MI/Northwestern	G	5-10	121	10.5	3.5
Cindy Ely	55	1977-81	Graduate	Canton, GA/Cherokee	C	6-2	128	5.0	4.6
Shyra Ely	43	2001-05	Graduate	Indianapolis, IN/Ben Davis	F	6-2	139	12.0	6.8
Kyra Elzy	5	1996-01	Graduate	LaGrange, KY/Oldham County	G/F	6-1	126	4.5	3.0
Peggy Evans	20	1990-93	Transfer	Detroit, MI/Country Day	C	6-0	94	11.5	6.1

## F

Sherri Fancher	14	1976-79	Graduate	Knoxville, TN/Sevier County	G	5-7	82	1.7	1.0
Tye'sha Fluker	50	2002-06	Graduate	Pasadena, CA/John Muir	C	6-5	140	6.3	4.0
Susan Foulds	13/42	1979-81	Graduate	Annandale, VA/Thomas Jefferson	F	5-11	29	1.1	1.0



# ALL-TIME ROSTER (CONTINUED)

Valerie Freeman	42	1983-85	Medical	Milledgeville, GA/Baldwin County	F	6-0	58	6.2	3.5
Sheila Frost	12	1985-89	Graduate	Pulaski, TN/Giles County	C	6-4	138	13.0	7.6
Alex Fuller	44	2004-09	Graduate	Shelbyville, TN/Shelbyville Central	F	6-3	139	5.5	3.8

## G

Amy Gamble	53	1983-84	Transfer	Glendale, W.VA/John Marshall	F	5-10	42	3.1	3.1
Marci Garner	40	1974-76	Graduate	Maryville, TN	F	5-8			
Teresa Geter	40	1997-99	Transfer	Columbia, SC/Columbia	C	6-3	67	6.1	4.7
Bridgette Gordon	30	1985-89	Graduate	DeLand, FL/DeLand	F	6-0	137	17.9	6.7
Bashaara Graves	12	2012-16	Graduate	Clarksville, TN/Clarksville	F	6-2	139	10.9	7.5
Liza Graves	12	1975-78	Graduate	Knoxville, TN/Central	G	5-5	14	0.3	0.5
Amber Gray	10	2008-10	Transfer	West Chester, OH/Lakota West	F	6-1	27	2.7	1.9
<b>Cheridene Green</b>	<b>15</b>	<b>2016-</b>	<b>Active</b>	<b>London, ENG/Harris Acad. Beckenham</b>	<b>F</b>	<b>6-3</b>			
Kathie Greene	52	1975-76	Graduate	New Market, TN	C	6-1			
Misty Greene	13	1995-98	Graduate	Decatur, TN/Meigs County	G	5-9	82	3.3	1.1
Debbie Groover	52	1977-81	Graduate	Canton, GA/Cherokee	C	6-0	139	11.4	6.9
Aubrey Guastalli	31	2004-05	Graduate	Westwood, MA/Westwood	G	5-6	8	0.0	0.1

## H

Tanya Haave	24/45	1980-84	Graduate	Evergreen, CO/Evergreen	F	6-2	128	13.8	5.9
Leanne Hance	15	1977-78	Quit	Morristown, TN/Morristown West	F	5-7	14	1.2	1.1
Jerilynn Harper	31	1978-79	Transfer	Jefferson City, TN/Jefferson Co.	C	6-1	37	9.9	4.6
<b>Kamera Harris</b>	<b>5</b>	<b>2016-</b>	<b>Active</b>	<b>Hampton, GA/Dutchtown</b>	<b>C</b>	<b>6-3</b>			
Isabelle Harrison	20	2011-15	Graduate	Nashville, TN/Hillsboro	C	6-3	112	9.6	6.9
Lisa Harrison	21	1989-93	Graduate	Louisville, KY/Southern	F	6-0	130	8.7	6.3
Pat Hatmaker	20/24	1980-84	Graduate	Knoxville, TN/Karns	G	5-8	128	3.5	1.4
Debbie Hawhee	52	1988-92	Graduate	Greeneville, TN/South Greene	F	6-1	107	3.0	1.7
Dena Head	11	1988-92	Graduate	Canton, MI/Plymouth-Salem	G	5-11	135	11.0	4.8
Lea Henry	44	1979-83	Graduate	Damascus, GA	G	5-4	134	8.4	1.8
Chamique Holdsclaw	23	1995-99	Graduate	Astoria, NY/Christ the King	F	6-2	148	20.4	8.8
Alexis Hornbuckle	14	2004-08	Graduate	Charleston, WV/South Charleston	G	5-11	138	9.7	5.4
Karla Horton	55	1984-87	Graduate	Kershaw, SC/Andrew Jackson	C	6-2	99	9.4	7.8

## J

Brittany Jackson	25	2001-05	Graduate	Cleveland, TN/Bradley Central	F	6-0	134	6.9	1.9
Gwen Jackson	13	1999-03	Graduate	Eufaula, AL/Eufaula	C	6-2	137	11.0	5.7
<b>Meme Jackson</b>	<b>10</b>	<b>2015-</b>	<b>Active</b>	<b>Murfreesboro, TN/Blackman</b>	<b>G/F</b>	<b>5-11</b>	<b>21</b>	<b>1.0</b>	<b>0.6</b>
Marlene Jeter	15	1990-92	Graduate	Carlisle, SC/Union	F	6-0	29	3.2	2.2
Dana Johnson	53	1991-95	Graduate	Baltimore, MD/Western	C	6-2	133	12.2	7.8
Glory Johnson	25	2008-12	Graduate	Knoxville, TN/The Webb School	F	6-3	141	11.7	8.6
Michelle Johnson	00/44	1993,95	Medical	Shelbyville, TN/Shelbyville Central	F	6-0	38	3.1	2.8
Tiffani Johnson	4	1994-97	Graduate	Charlotte, NC/Garinger	C	6-4	110	8.9	6.8
Kellie Jolly	14	1995-99	Graduate	Sparta, TN/White County	G	5-10	132	6.8	1.9
Jasmine Jones	2	2012-16	Graduate	Madison, AL/Bob Jones	F	6-2	82	5.2	3.8

## K

Janice Koehler	14	1974-76	Graduate	Nashville, TN	G	5-6			
----------------	----	---------	----------	---------------	---	-----	--	--	--

## L

Tammy Larkey	52	1981-83	Transfer	Gray, TN/Daniel Boone	C	6-5	42	4.8	3.6
Kara Lawson	20	1999-03	Graduate	Alexandria, VA/West Springfield	G	5-8	143	13.6	4.3
Brynae Laxton	31	1995-98	Graduate	Oneida, TN/Oneida	F	6-0	99	2.7	2.2
Cheryl Littlejohn	44	1983-87	Graduate	Gastonia, NC/Hunter Huss	C	6-3	118	2.3	1.5

## M

Alicia Manning	15	2008-12	Graduate	Woodstock, GA/Etowah	F	6-1	139	4.5	3.9
Michelle Marciniak	3	1993-96	Graduate	Macungie, PA/Allentown Ctrl. Cath.	G	5-9	104	9.7	2.5
Pam Marr	10	1982-86	Graduate	Winter Park, FL/Winter Park	G	5-6	132	1.9	1.0
Dawn Marsh	4	1984-88	Graduate	Alcoa, TN/Alcoa	G	5-6	132	5.6	1.7
Ariel Massengale	5	2011-15	Graduate	Bolingbrook, IL/Bolingbrook	G	5-7	122	9.5	2.6
Melissa McCray	35	1985-89	Graduate	Johnson City, TN/Science Hall	G	5-10	139	6.3	2.7
Nikki McCray	23	1991-95	Graduate	Collierville, TN/Collierville	F	5-11	127	12.4	5.3
Courtney McDaniel	34/42	2000-04	Graduate	Bristol, TN/Tennessee	C/F	6-1	101	3.5	2.7
April McDivitt	10	1999-02	Transfer	Connersville, IN/Connersville	G	5-8	104	5.0	1.5
Carla McGhee	24	1986-90	Graduate	Peoria, IL/Manual	F	6-3	101	6.1	5.1
Lisa McGill	24	1976-79	Graduate	Gatlinburg, TN/Sevier County	F	5-10	50	5.9	4.6
Cait McMahan	2	2006-09	Medical	Maryville, TN/Heritage	G	5-4	44	2.8	1.2
<b>Alexa Middleton</b>	<b>33</b>	<b>2014-</b>	<b>Active</b>	<b>Murfreesboro, TN/Riverdale</b>	<b>G</b>	<b>5-9</b>	<b>65</b>	<b>3.5</b>	<b>1.4</b>
Laurie Milligan	11	1994-98	Graduate	Tigard, OR/Tigard	G	5-8	102	3.6	1.1
Zandra Montgomery	30	1977-79	Graduate	Cleveland, TN/Bradley Central	F	5-10	65	10.0	4.8
Nicci Moats	34	2006-07	Transfer	Daleville, VA/Lord Botetourt	F	6-2	9	0.8	0.9
Loree Moore	21	2001-05	Graduate	Lakewood, CA/Narbonne	G	5-9	118	6.1	3.8
Nia Moore	21/1	2012-16	Graduate	Chicago, IL/Bolingbrook	C	6-3	101	3.2	2.3
Pearl Moore	42	1987-90	Graduate	Harriman, TN/Harriman	F	6-2	39	3.0	2.7

GENERAL

STAFF

PLAYERS

REVIEW

HISTORY

FACILITIES

NCAA

SEC

RECORDS

MEDIA INFO





## ALL-TIME ROSTER (CONTINUED)

Tasheika Morris	12	1999-00	Transfer	Huntsville, AL/Butler	F	6-0	23	2.2	0.8
Karen Morton	50	1982-83	Transfer	Lake City, TN/Lake City	C	6-3	21	11.7	5.5
Lindsey Moss	21	2005-06	Transfer	Alpharetta, GA/Chattahoochee	G	6-1	28	2.0	0.7
Sabrina Mott	40	1986-87	Graduate	Brentwood, TN/Brentwood	G	5-9	10	0.7	0.4
Michelle Muñoz	14	2001-02	Transfer	Mason, OH/Mason	F	6-1	27	3.7	2.0

### N

<b>Jaime Nared</b>	<b>31</b>	<b>2014-</b>	<b>Active</b>	<b>Portland, OR/Westview</b>	<b>G/F</b>	<b>6-2</b>	<b>63</b>	<b>6.5</b>	<b>4.1</b>
Cindy Noble	32	1978-81	Graduate	Clarksburg, OH/Adena	C	6-5	103	15.2	7.1
<b>Schaquilla Nunn</b>	<b>4</b>	<b>2016-</b>	<b>Active</b>	<b>Fayetteville, GA/Fayette County/Winthrop</b>	<b>F</b>				

### O

Kathy O'Neil	40	1976-80	Graduate	Newport, TN/Cocke County	F	5-11	137	5.2	3.5
Mary Ostrowski	14	1980-84	Graduate	Parkersburg, WV/Parkersburg Catholic	F/C	6-2	125	13.8	8.0

### P

Candace Parker	3	2004-08	Graduate	Naperville, IL/Naperville Central	F	6-4	110	19.4	8.8
Jane Pemberton	44	1975-76	Graduate	Deer Lodge, TN	C	5-10			
Jasmine Phillips	1	2012-13	Transfer	Hartsville, SC/Hartsville	G	5-10	12	1.9	0.9
Shalon Pillow	50	1998-02	Graduate	Addyston, OH/Taylor	C	6-3	108	2.7	1.5

### R

Semeka Randall	21	1997-01	Graduate	Cleveland, OH/Trinity	G	5-10	140	13.7	5.1
Jill Rankin	13	1979-80	Graduate	Phillips, TX/Phillips	C	6-3	38	19.2	7.3
Linda Ray	23/35	1981-85	Graduate	Norris, TN/Norris	F	5-9	19	1.1	0.8
Dominique Redding	13	2003-07	Graduate	Clearwater, FL/Clearwater	F	6-1	130	3.3	1.3
<b>Jordan Reynolds</b>	<b>0</b>	<b>2013-</b>	<b>Active</b>	<b>Portland, OR/Central Catholic</b>	<b>G</b>	<b>5-11</b>	<b>104</b>	<b>5.3</b>	<b>3.2</b>
Emily Roberts	52	1976-77	Graduate	Sharon, TN/Westview	C	5-9	25	2.8	2.3
Patricia Roberts	44	1976-77	Graduate	Monroe, GA/Monroe	F/C	6-1	33	29.9	14.2
Ashley Robinson	33/43	2000-04	Graduate	Grand Prairie, TX/South Gr.	C	6-5	132	7.0	5.1
<b>Mercedes Russell</b>	<b>21</b>	<b>2013-</b>	<b>Active</b>	<b>Springfield, OR/Springfield</b>	<b>C</b>	<b>6-6</b>	<b>71</b>	<b>8.2</b>	<b>6.7</b>

### S

Debbie Scott	50	1988-90	Transfer	Gallatin, TN/Gallatin	F	6-0	70	4.7	1.9
Joy Scruggs	22	1971-75	Graduate	Cleveland, TN	G	5-3			
Jan Seay	31	1977-78	Quit	Albany, GA/Albany	F	5-8	3	0.7	0.0
Shelley Sexton	23	1983-87	Graduate	Lake City, TN/Anderson County	G	5-7	112	8.5	2.5
Meighan Simmons	10	2010-14	Graduate	Cibolo, TX/Byron P. Steele II	G	5-9	143	14.4	2.8
Sydney Smallbone	20	2007-11	Graduate	Granger, IN/St. Joseph's	G	5-10	106	2.5	0.9
Kim Smallwood	10	1995-96	Transfer	Richmond, TX/Lamar Consolidated	F	5-10	21	2.0	1.4
Melissa Smith	44	1989-90	Transfer	Schofield, WI/D.C. Everest	C	6-2	25	1.4	1.2
Tanika Smith	25	1993-95	Transfer	Knoxville, TN/Central	G	5-8	39	1.1	0.6
Michelle Snow	00	1998-02	Graduate	Pensacola, FL/Pensacola	C	6-5	137	10.9	6.5
Kristie Snyder	15	1983-84	Graduate	Knoxville, TN/Bearden	G	5-6	6	0.7	0.3
Taber Spani	13	2009-13	Graduate	Lee's Summit, MO/Home Schooled	G	6-1	132	8.0	3.6
Sidney Spencer	1	2003-07	Graduate	Hoover, AL/Hoover	F/C	6-3	133	8.2	3.8
Kathy Spinks	11	1984-88	Graduate	Forest Hills, KY/Belfrey	C	6-2	125	4.7	3.0
LaShonda Stephens	34	1996-00	Graduate	Woodstock, GA/Sequoyah	C	6-3	92	2.5	1.9
Shekinna Stricklen	40	2008-12	Graduate	Morrilton, AR/Morrilton	G/F	6-2	139	13.5	6.5

### T

Sue Thomas	30	1974-77	Graduate	Maryville, TN/Everett	F	5-8	33	11.3	6.1
Pashen Thompson	44	1993-97	Graduate	Philadelphia, MS/Philadelphia	C	6-1	130	7.4	6.3
Mina Todd	23	1980-81	Transfer	Murray, KY/Calloway County	G	5-10	9	4.5	2.0
Paula Towns	51/55	1980-84	Graduate	Fort Valley, GA/Peach County	F	6-1	117	9.5	6.5
Gay Townson	14	1986-87	Graduate	Loudon, TN/Loudon	F	5-9	10	0.8	0.2
Jannah Tucker	4	2013-15	Transfer	Baltimore, MD/New Town	G	6-0	2	0.0	0.5
Jennifer Tuggle	32	1984-88	Graduate	Etowah, TN/McMinn Central	F	6-2	97	4.6	2.4

### W

Vonda Ward	24	1991-95	Graduate	Northfield, OH/Trinity	C	6-6	125	6.7	5.6
Holly Warlick	22	1976-80	Graduate	Knoxville, TN/Bearden	G	5-7	141	6.4	3.5
Jackie Watson	32	1974-77	Graduate	Crossville, TN/Cumberland County	F	5-8	33	4.9	3.8
Lisa Webb	34	1983-88	Graduate	Milledgeville, GA/Baldwin County	F	5-9	113	6.4	4.1
Sa'de Wiley-Gatewood	15	2004-05	Transfer	Pomona, CA/Lynwood	G	5-9	22	5.6	2.0
Kamiko Williams	4	2009-13	Graduate	Clarksville, TN/Northeast	G	5-11	128	5.5	2.9
Tiffany Woosley	10	1991-95	Graduate	Shelbyville, TN/Shelbyville Central	G	5-6	104	10.5	2.2

### Z

Shanna Zolman	5	2002-06	Graduate	Syracuse, IN/Wawasee	G	5-10	144	11.8	2.5
---------------	---	---------	----------	----------------------	---	------	-----	------	-----

\*CD = Completing Degree



# THE EARLY YEARS

The following is a list of all women known to have been a member of a University of Tennessee women's basketball team between 1903 and 1974. Years of participation refer to the end of that academic year, the conclusion of the season. This list, compiled from all available sources, is not assumed to be complete or even necessarily correct.

## THE PLAYERS

ANDERTON, Billye 1969-70  
 ANDERTON, Mary 1926  
 ARGERA, — 1971  
 AYCOCK, Mary or Pauline 1922  
 BAIRD, Evelyn 1924-25-26\*  
 BARFIELD, Carol 1971  
 BAUMAN, Harriet 1904  
 BEAN, Lucille 1926  
 BLAIR, Annis or Sara 1922  
 BLANTON, Mary Virginia 1926  
 BOND, Nell 1924  
 BORTHICK, Melinda 1972-73-74  
 BRIMI, Barbara 1965 to 68  
 BRYANT, Marjorie 1922-23  
 BURDICK, Kathleen 1922  
 CABLE, Catherine 1926  
 CALDWELL, Linda 1969-70  
 CAPPS, Ethel 1926  
 CARLETON, Adaline 1925  
 CAROTHERS, Hattie 1922  
 CARTER, Sandy 1974  
 COLE, Susie 1970  
 CONLEY, Ruby 1924-25  
 COOKE, Mary 1925  
 COOLEY, Elizabeth 1905  
 COOPER, Mary 1906  
 COPLEY, Marie 1972  
 CRESTLA, — 1926  
 CROW, Mabel 1925  
 CROW, Dona 1971  
 DAHNKE, Marjorie 1926  
 DAMON, Myrtle 1907  
 DANIEL, Mary 1910  
 D'ARDELL, Verdi 1922  
 DAVIS BAXTER, Carolyn 1963  
 DAVIS, Marjorie 1907-08-10  
 DeGOLIA, Fannie 1903-04  
 DODD, Lillian 1905  
 DOZIER, Mary 1926  
 DUNBAR, Jackie 1974  
 DUNN, Barbara 1972-73  
 ELKINS, Catherine 1925  
 ELLIS, Mary 1926  
 FERRIS, Elizabeth 1924-25  
 FOX, — 1924  
 FRAZIER, Claudia 1908-09\*  
 FRITZ, Ruthie 1969-70  
 FULLER, Aimee 1974  
 GARTH, Jeanie 1920\*  
 GILDERSLEEVE, Mabel 1904-06-07  
 GOODWIN, Carol 1963  
 GRAVES, Patricia 1971  
 GREEN, Brenda 1963 to 66  
 GREGORY, Gloria 1963 to 66  
 GROVES, Sue 1974  
 HALL, Jennifer 1969

HAFE, Nelle 1920  
 HARBERT, Florine 1924-25  
 HARDIN, Mary 1909  
 HARRIS, Anne 1925  
 HAZELWOOD, Margaret 1924-25  
 HIBLER, Mary Dell 1969\*-70  
 HICKEY, Gayle 1970-71  
 HICKS, Agnes 1925-26  
 HILL, Jane 1969  
 HITE, Maude 1904-05-07  
 HOBBS, Terry 1973  
 HOHNE, Maria 1974  
 HOOD, Grace 1905-06-07\*-08\*  
 HOPSON, Trixie 1923  
 HOUSE, Mary 1920  
 HULING, Fannie 1924-25  
 JARDET, Jan 1969-70-71-72\*  
 JARRELL, Jackie 1970  
 JETER, Gladys 1920  
 JOHNSON, Mary 1920  
 KEHR, Florence 1910  
 KEHR, Marguerite 1909-10  
 KELLER, Maude 1903  
 LACY, Louise 1926  
 LEE, Ann 1969  
 LENAHAAN, Kyran 1973-74  
 LOVELACE, Inez 1924-25\*  
 LOWE, Alberta 1920  
 LYMAN, Jessica 1910\*  
 MABRY, Evelyn 1926  
 McCracken, Jennilee  
 1922-23-24-MG25  
 McINTIRE, Blanch 1903  
 McNABB, Leta 1910  
 MILLER, Bertha Rose 1906  
 MILLER, Grace 1907-08-09  
 MINTON, Lucille 1926  
 MORGAN, Lucy 1920-22  
 MORIARTY, Lois 1923  
 MORRILL, Jenny 1904\*  
 NELSEN, Gretchen 1909-10  
 NICKERSON, Margaret 1910  
 PASCHALL, Debbie 1972-73  
 PAYNE, Diane 1971  
 PEMBERTON, Lynn 1972-73  
 PERKINS, Alice 1907-08  
 PERKINS, Margaret 1905-06  
 PETRONE, Patty 1973  
 PIERCE, Patty 1969  
 PIETY, Linda 1970  
 POLK, Essie 1905\*-06\*  
 POPE, Anne 1922-23  
 POWELL, Lou Ann 1969-70  
 PRESTLEY, Lelia 1926  
 PRUETT, Diane 1971  
 PULLIN, Burline 1972

RHEA, Colleen 1926  
 RICE, Genevieve 1907-08  
 ROCKWELL, Katherine 1920  
 ROEHL, Winona 1905  
 SCARBROUGH, Ann 1971  
 SCHULTZE, Sue 1973-74  
 SCOTT, Gloria 1972-73-74  
 SCOTT, Virginia 1920\*  
 SHANTON, Mary Moore 1926  
 SMALLEY, Louise 1923  
 SMARTT, Jane 1965 to 68  
 SMITH, Maud Walker 1924  
 STARK, Margaret 1920  
 STOKELY, Anna 1923  
 STOLTZFUS, Christine 1909  
 STRADLEY, Mildred 1923-24-25-26  
 THOMPSON, — 1969  
 THORNBURGH, Laura 1903-04  
 TODD, Nannie 1906  
 TREADWELL, Mary 1903  
 UPCHURCH, Catherine 1926  
 VANNEMAN, Agnes 1920  
 WADE, Daisy 1906  
 WALDROP, Eve 1971  
 WARD, Sadie 1904  
 WATKINS, Sarah 1923-25  
 WAYLAND, Edith 1907  
 WELLER, Helen 1924\*  
 WEYLAND, Anna 1906  
 WHITE, Becky 1926  
 WILLIAMS, Frances 1924-25-26  
 WILLIAMS, Jane 1903-04  
 WILLIAMS, Katherine 1903\*  
 WINGATE, Marion 1923  
 WYATT, Margie 1971  
 YOUNG, Elizabeth 1926  
 YOW, Venessa 1972

*italics indicate estimated years*  
 \* - team captain

GENERAL

STAFF

PLAYERS

REVIEW

HISTORY

FACILITIES

NCAA

SEC

RECORDS

MEDIA INFO





## ALL-TIME LADY VOL COACHES

Name	Years	Yrs.	Won	Lost	Tie	Pct.	Name	Years	Yrs.	Won	Lost	Tie	Pct.
Katherine Williams	1903	1	0	2	0	.000	Joan Cronan	1969-70	2	8	10	0	.444
Jenny Morrill	1904	1	0	2	0	.000	Margaret Hutson	1971-74	4	60	19	0	.759
L.T. Belmont	1905	1	0	4	0	.000	Pat Head Summitt	1974-2012	38	1,098	208	0	.841
Essie Polk	1906	1	0	3	0	.000	Holly Warlick	2012-	4	108	34	0	.761
T.S. Myers	1907	1	1	1	0	.500	<b>TOTALS</b>	<b>71 years</b>		<b>1,299</b>	<b>300</b>	<b>2</b>	<b>.812</b>
W.C. Burnley	1908	1	1	2	0	.333	17 coaches in 71 seasons entering 2016-17						
Andrew Weisenberg	1909	1	1	1	1	.500	* No schedules or results available						
Howard Sandburg	1909-10	1	0	2	0	.000	<b>NOTE:</b> The 1,299 victories establish the University of Tennessee as the all-time winningest program in NCAA Division I women's basketball history.						
Mary Douglas Ayres	1920	1	2	3	0	.400							
Mabel Miller	1922-23	2	4	2	0	.667							
Fay Morgan	1924	1	4	3	0	.571							
Ann Huddle	1925-26	2	12	4	1	.735							
Nancy Lay	1960-68	9	*	*	*	***							

## ALL-TIME ASSISTANTS & STAFF

COACH	POSITION	YEARS
Jane Albright	Graduate Assistant	1981-83
Kathy Allen	Graduate Assistant	2002-04
Janet Allman	Graduate Assistant	1983-84
Debbie Ayers	Volunteer Assistant	1989-90
Josh Baney	Graduate Assistant/Video Coord.	2012-13/2013-14
Journey Beard	Volunteer Assistant	1982-83
<b>Michael Beaumont</b>	<b>Dir. of BB Ops.</b>	<b>2012-present</b>
Alysiah Bond	Dir. of BB Ops.	1998-01
<b>Josh Boucher</b>	<b>Graduate Assistant/Video Coord.</b>	<b>2014-present</b>
Al Brown	Assistant	1995-02
Greg Brown	GA/Assistant	2002-03/2003-04
Tasha Butts	Graduate Assistant	2004-05
Nikki Caldwell	GA/Assistant	1998-99/2002-08
Daedra Charles-Furlow	Assistant/Dir. of Char. Dev.	20H08-10/2010-12
Shelia Collins	Graduate Assistant	1986-87
Loretta Coughlin	Volunteer Assistant	1980-81
Tony Cross	Volunteer Assistant	1983-84
Elizabeth Curry	Graduate Assistant	2007-09
Nancy Darsch	Assistant	1978-85
Mickie DeMoss	Asst./Assoc. Head/Asst	1985-2001/2001-03/2010-12
Sherry Dihel	Vol. Admin. Asst.	1997-98
Danielle Donehew	Graduate Assistant/ Dir. of BB Ops.	2001-03/2003-08
Dustin Edwards	Video Coordinator	2010-11
Angel Elderkin	Graduate Assistant/Video Coord.	2005-06/2006-07
Kyra Elzy	Assistant/Assoc. Head	2012-2015/2015-16
<b>Heather Ervin</b>	<b>Dir. of Recruiting Ops.</b>	<b>2016-present</b>
Michael Fahey	Video Coordinator	2011-13
Stephanie Glance	Special Asst./Assistant	2009-10
Kathy Harston	Dir. Of BB Ops.	2008-12
Sylvia Hatchell	Graduate Assistant	1974-75
David Head	Graduate Assistant	2003-05
Lea Henry	Graduate Assistant	1984-85
Elizabeth Jackson	Graduate Assistant	1976-77
<b>Jasmine Jones</b>	<b>Graduate Assistant</b>	<b>2014-present</b>
Cassie Kowaleski	Graduate Assistant	2009-10
<b>Jollette Law</b>	<b>Assistant</b>	<b>2012-present</b>
Angela Lawson	Graduate Assistant	1989-91
<b>Dean Lockwood</b>	<b>Assistant</b>	<b>2004-present</b>
Dawn Marsh	Part-time Assistant	1988-90
Betsy McAllister	Video Coordinator	2007-10
<b>Janet McGee</b>	<b>Assistant To Head Coach</b>	<b>2012-present</b>
Corinne Milien	Graduate Assistant	2010-12
Matthew Mitchell	Graduate Assistant	1999-00
Pam Owens	Graduate Assistant	2005-06
Carolyn Peck	Assistant	1993-95
Jill Rankin	Graduate Assistant	1980-81
<b>Sharrona Reaves</b>	<b>Assistant</b>	<b>2016-present</b>
Kelly P. Sahner	Dir. of BB Ops.	1996-98
Shelley Sexton	Graduate Assistant	1988-89
Amber Smith	Graduate Assistant	2013-14
Judy Southard	Graduate Assistant	1977-78
Amber Stocks	GA/Dir. of BB Ops.	2000-01/2001-02
Pat Summitt	Head Coach/Head Coach Emeritus	1974-2012/2012-2016
Pam Tanner	Assistant/GA	1990-93
Heidi VanDerveer	Graduate Assistant	1986-88
<b>Holly Warlick</b>	<b>Assistant/Assoc. Head/Head</b>	<b>1985-2004/2005-12/2012-present</b>
Lisa Webb	Graduate Assistant	1988-89
Claudia Woody	Graduate Assistant	1978-79





# PAT SUMMITT

## HEAD COACH: 1974-2012

38 YEARS AS HEAD COACH/4 YEARS AS HEAD COACH EMERITUS  
TENNESSEE-MARTIN '74

### SUMMITT BY THE NUMBERS

#### CAREER RECORD

Overall 1,098-208 (.840)  
Home: 504-48 (.913)  
Away 360-95 (.791)  
Neutral 234-65 (.782)

#### SEC GAMES

Overall: 458-69 (.869)  
Home: 204-15 (.932)  
Away: 173-37 (.823)  
Neutral: 81-17 (.826)  
Tournament Games: 69-17 (.795)

#### NON-CONFERENCE GAMES

Overall: 640-139 (.822)

#### SEC CHAMPIONSHIPS

##### Regular Season:

(16 out of 32) 1980, '85, '90, '93, '94, '95, '98, '99, 2000, '01, '02, '03, '04, '07, '10, '11

##### Tournament Titles:

(16 out of 32) 1980, '85, '88, '89, '92, '94, '96, '98, '99, 2000, '05, '06, '08, '10, '11, '12

#### VS. RANKED OPPONENTS

Overall: 440-168 (.724)  
AP Ranked 1-10: 176-125 (.585)  
AP Ranked 11-25: 237-38 (.861)  
ESPN Ranked 1-10: 133-82 (.632)  
ESPN Ranked 11-25: 203-27 (.883)

#### VS. UNRANKED OPPONENTS

Overall: 659-40 (.942)

#### NCAA TOURNAMENT

Overall: 112-23 (.829)  
31 1st/2nd Rounds: 48-1  
30 Regional Semis: 25-5  
25 Regional Finals: 18-7  
18 NCAA Final Fours: 21-10  
8 NCAA Titles: 1987, '89, '91, '96, '97, '98, 2007, '08

#### COACHING HONORS

##### SEC Coach of the Year:

1993, '95, '98, 2001, '03, '04, '07, '11

##### NCAA Coach of the Year:

1983, '87, '89, '94, '95, '98, 2004

##### Naismith Coach of the Century:

2000

#### AMAZING NUMBERS

- Summitt faced 164 different opponents in 1,306 total games and teams from 35 conferences
- 46% of her 1,306 total games were played versus ranked teams (604 total games against ranked opponents) with 440 victories versus ranked opponents
- 161 all-time Lady Vols contributed to her 1,098 wins
- 72% of those all-time players went on to be decorated as Olympians, All-Americans, USA National Team members, All-SEC performers, Academic All-Americans, etc...



GENERAL

STAFF

PLAYERS

REVIEW

HISTORY

FACILITIES

NCAA

SEC

RECORDS

MEDIA INFO







## THE LEGACY OF PAT SUMMITT

### MAJOR CAREER ACCOMPLISHMENTS

- Her program maintained a 100-percent graduation rate for players who completed their eligibility at Tennessee.
- In August of 2012, the 122nd player under her watch graduated and entered graduate school for her final playing season as a Lady Vol.
- In 38 seasons as head coach at Tennessee (1974-2012), she produced a 1,098-208 record (.840).
- Summitt's career victory total was the most of any coach in the history of NCAA men's or women's basketball at the time of her retirement.
- She guided her teams to eight NCAA National Championships (1987, 1989, 1991, 1996, 1997, 1998, 2007, 2008).
- Tennessee made an unprecedented 31-consecutive appearances in the NCAA Tournament and advanced to a record 18 NCAA Final Fours, winning eight times and finishing second on five occasions.
- Her squads won a combined 32 SEC regular season and tournament championships (16 regular season/16 tournament).
- Tennessee's record during 33 years of play in the SEC under her watch was 317-44 (.878) in the regular season and 69-17 (.802) during the postseason tournament.
- She produced 21 WBCA/Kodak/State Farm All-Americans who earned 36 honors.
- A total of 39 of her players earned All-SEC distinction, combining to garner 82 honors.
- Fourteen of her players were named to Olympic Teams.
- Sent 34 of her players on to the WNBA, including 15 drafted in the first round and three picked No. 1 overall.
- At the time of her retirement in 2012, 78 who were mentored by Summitt in the UT program worked in basketball coaching or administrative positions.
- Coached U.S. Olympic Women's Basketball Team to gold medal at 1984 Los Angeles Olympiad.
- Also selected as assistant on 1980 U.S. Olympic Team and for various other international competitions.
- Was co-captain player on silver-medal-winning 1976 U.S. Olympic squad while employed as coach at Tennessee.

### MAJOR COACHING AWARDS

- Summitt was named as the Naismith Coach of the Century in April 2000.
- In July 2009, *The Sporting News* named the "50 Greatest Coaches of All-Time." Summitt was voted 11th and was the only woman on the list.
- She became the first female recipient of the Legends of Coaching Award, which was adopted by the John R. Wooden Award Committee in 1999. The award recognizes the lifetime achievement of coaches who exemplify the late Coach Wooden's high standards of coaching success and personal achievement.
- After winning her eighth NCAA title, Summitt received the prestigious John R. Wooden Legends of Coaching lifetime achievement award in Los Angeles, Calif., on April 12, 2008.
- In 1990, Summitt received the most prestigious award given by the Basketball Hall of Fame, the John Bunn Award. Summitt was the first female to receive the award in the Hall's history.
- Named 2011 *Sports Illustrated* Sportswoman of the Year (along with Sportsman of the Year, Duke men's coach Mike Krzyzewski on Dec. 6, 2011).
- Summitt was named 1987, 1989, 1994, 1998 and 2004 Naismith College Coach of the Year and 1998 AP Coach of the Year.
- She was chosen WBCA/Converse Coach of the Year in 1983 and 1995 and the IKON/WBCA Coach of the Year in 1998.
- She was named SEC Coach of the Year eight times (1993, 1995, 1998, 2001, 2003, 2004, 2007, 2011).

### HALL OF FAME MEMBERSHIP

- Summitt was inducted into the Naismith Memorial Basketball Hall of Fame in Springfield, Mass., on Oct. 13, 2000, the first time she was eligible for the Hall's ballot.
- A little more than a year earlier, Summitt was inducted into the Women's Basketball Hall of Fame in the 1999 inaugural class.
- In October 1990, Summitt was enshrined in the Women's Sports Foundation Hall of Fame at a gala event in New York City.
- In April 1996, she was inducted into the National Association for Sport and Physical Education's Hall of Fame.
- She was inducted into the Tennessee Women's Hall of Fame on June 17, 2011.
- Summitt was a 2003 inductee into the Tennessee Sports Hall of Fame.
- The Greater Knoxville Sports Hall of Fame welcomed her in 1992.
- In November 2012, Summitt was inducted into the Lady Vol Hall of Fame.



## PAT SUMMITT YEAR-BY-YEAR

Year	Regular Season	Postseason	Overall	Finish
1974-75	11-6	5-2	16-8	State
1975-76	12-8	4-3	16-11	2nd State
1976-77	20-3	8-2	28-5	3rd Final Four
1977-78	22-2	5-2	27-4	1st AIAW Poll
1978-79	22-7	8-2	30-9	3rd Final Four
1979-80	25-3	8-2	33-5	2nd Final Four
1980-81	16-5	9-1	25-6	2nd Final Four
1981-82	17-8	5-2	22-10	3rd Final Four
1982-83	21-6	4-2	25-8	2nd NCAA Regional
1983-84	19-8	4-2	23-10	2nd Final Four
1984-85	18-9	4-1	22-10	3rd NCAA Regional
1985-86	21-8	3-2	24-10	3rd Final Four
1986-87	22-5	6-1	28-6	<b>NCAA Champions</b>
1987-88	25-2	6-1	31-3	3rd Final Four
1988-89	27-2	8-0	35-2	<b>NCAA Champions</b>
1989-90	23-4	4-2	27-6	2nd NCAA Regional
1990-91	23-4	7-1	30-5	<b>NCAA Champions</b>
1991-92	24-2	4-1	28-3	3rd NCAA Regional
1992-93	27-1	2-2	29-3	2nd NCAA Regional
1993-94	26-1	5-1	31-2	3rd NCAA Regional
1994-95	27-1	7-2	34-3	2nd Final Four
1995-96	23-4	9-0	32-4	<b>NCAA Champions</b>
1996-97	21-9	8-1	29-10	<b>NCAA Champions</b>
1997-98	30-0	9-0	39-0	<b>NCAA Champions</b>
1998-99	25-2	6-1	31-3	2nd NCAA Regional
1999-00	25-3	8-1	33-4	2nd Final Four
2000-01	28-1	3-2	31-3	3rd NCAA Regional
2001-02	24-3	5-2	29-5	3rd Final Four
2002-03	26-3	7-2	33-5	2nd Final Four
2003-04	25-2	6-2	31-4	2nd Final Four
2004-05	23-4	7-1	30-5	3rd Final Four
2005-06	25-4	6-1	31-5	2nd NCAA Regional
2006-07	27-2	7-1	34-3	<b>NCAA Champions</b>
2007-08	27-2	9-0	36-2	<b>NCAA Champions</b>
2008-09	20-9	2-2	22-11	NCAA First Round
2009-10	27-2	5-1	32-3	NCAA 3rd NCAA Regional
2010-11	28-2	6-1	34-3	NCAA 2nd NCAA Regional
2011-12	21-8	6-1	27-9	NCAA 2nd NCAA Regional
<b>Totals</b>	<b>873-155</b> <b>(.850)</b>	<b>225-53</b> <b>(.807)</b>	<b>1,098-208</b> <b>(.840)</b>	



**Collegiate Record:** 1,098-208 (.841)

**International Record:** 63-4 (.940)

**Overall Record:** 1,161-212 (.846)

GENERAL

STAFF

PLAYERS

REVIEW

HISTORY

FACILITIES

NCAA

SEC

RECORDS

MEDIA INFO





## LADY VOL HONOREES

There are 72 categories of prominent honors that have been received by Lady Vol basketball players over the years. One-hundred-twenty Lady Vols, 68 percent of the all-time roster of 175 players (through the 2015-16 season), have received recognition in one of these categories. Fourteen players distinguish themselves by appearing in a double-digit number of categories: Chamique Holdsclaw 35; Candace Parker 27; Tamika Catchings 24; Bridgette Gordon, 20; Glory Johnson, 16; Kara Lawson, 15; Dena Head, 13; Daedra Charles and Nikki McCray, 12; Michelle Marciniak and Shekinna Stricklen, 11; Angie Bjorklund, Tanya Haave and Semeka Randall, 10.

### OLYMPIANS

Cindy Brogdon 1976 (Silver)  
 Tamika Catchings 2004 (Gold), '08 (Gold), '12 (Gold), '16 (Gold)  
 Daedra Charles 1992 (Bronze)  
 Bridgette Gordon 1988 (Gold)  
 Lea Henry 1984 (Gold)  
 Chamique Holdsclaw 2000 (Gold)  
 Kara Lawson 2008 (Gold)  
 Nikki McCray 1996 (Gold), 2000 (Gold)  
 Carla McGhee 1996 (Gold)  
 Cindy Noble 1980 (Boycott), '84 (Gold)  
 Candace Parker 2008 (Gold), '12 (Gold)  
 Jill Rankin 1980 (Boycott)  
 Patricia Roberts 1976 (Silver)  
 Holly Warlick 1980 (Boycott)

### USA NATIONAL TEAMS

Cindy Brogdon 1976-78  
 Tamika Catchings 2002, '04, '06-'16  
 Daedra Charles 1989, '92, '94  
 Shelia Collins 1983  
 Latina Davis 1995  
 Tonya Edwards 1997  
 Peggy Evans 1993  
 Sheila Frost 1988  
 Bridgette Gordon 1987-88, 1991  
 Debbie Groover 1979  
 Tanya Haave 1982  
 Dena Head 1991-94  
 Lea Henry 1980-84  
 Chamique Holdsclaw 1997-00  
 Dana Johnson 1994  
 Glory Johnson 2011, '13  
 Kara Lawson 2001, '06-10  
 Michelle Marciniak 1995-99  
 Nikki McCray 1993, '95-96, '98-00  
 Carla McGhee 1987, '93-96  
 Loree Moore 2003  
 Cindy Noble 1979-80, '83-84  
 Mary Ostrowski 1981, '83  
 Candace Parker 2006-'15  
 Semeka Randall 1998  
 Jill Rankin 1979-80  
 Patricia Roberts 1976-78  
 Michelle Snow 2004, '06-08  
 Sidney Spencer 2008  
 Shekinna Stricklen 2011  
 Holly Warlick 1978-80  
 Tiffany Woosley 1994

### USA JUNIOR NATIONAL TEAMS

Jody Adams 1990  
 Nicky Anosike 2005, '07  
 Vicki Baugh 2006-07  
 Angie Bjorklund 2007  
 Alyssia Brewer 2008  
 Cierra Burdick 2009-11  
 Kelley Cain 2006  
 Andraya Carter 2010  
 Tamika Catchings 1997-98  
 Kristen Clement 1997  
 Susan Clower, 1978-79  
 Shelia Collins 1982  
 Abby Conklin, 1993-94  
 Latina Davis, 1993-94  
 Diamond DeShields, 2010-12, '15  
 Kris Durham 1986-88  
 Tonya Edwards 1986-87  
 Cindy Ely 1977-78  
 Kyra Elzy 1997  
 Peggy Evans 1991-92  
 Sheila Frost 1986  
 Bridgette Gordon 1986  
 Bashaara Graves, 2009-10, '12-'13  
 Debbie Groover 1977  
 Tanya Haave 1981  
 Lisa Harrison 1991  
 Dena Head 1989  
 Lea Henry 1978-79  
 Chamique Holdsclaw 1995  
 Dana Johnson 1991-93  
 Glory Johnson, 2007  
 Tiffani Johnson 1996  
 Tammy Larkey 1981  
 Kara Lawson 1998  
 Michelle Marciniak 1989-93  
 Pam Marr 1983  
 Dawn Marsh 1985-86

Ariel Massengale 2009-11, '13  
 Cait McMahan 2005  
 Loree Moore 2000-01  
 Karen Morton 1982, 1983  
 Mary Ostrowski 1978-80  
 Candace Parker 2003-04  
 Semeka Randall 1996-97  
 Ashley Robinson 2000  
 Mercedes Russell, 2011-12, '15  
 Michelle Snow 2000  
 Taber Spani, 2009  
 Shekinna Stricklen, 2007-08  
 Pashen Thompson 1994  
 Vonda Ward 1989-90, 1993  
 Holly Warlick 1977  
 Tiffany Woosley 1992-93

### USA 3x3 TEAM

Cierra Burdick 2014

### U.S. OLYMPIC FESTIVAL

Jody Adams 1990  
 Daedra Charles 1987  
 Susan Clower 1978-79  
 Shelia Collins 1982  
 Abby Conklin 1993-94  
 Latina Davis 1993  
 Kris Durham 1986-87  
 Tonya Edwards 1986  
 Cindy Ely 1978  
 Peggy Evans 1991  
 Sheila Frost 1986  
 Amy Gamble 1982-83  
 Bridgette Gordon 1986  
 Tanya Haave 1981  
 Lisa Harrison 1991  
 Dena Head 1987  
 Lea Henry 1978-79  
 Chamique Holdsclaw 1995  
 Marlene Jeter 1989  
 Dana Johnson 1991  
 Tammy Larkey 1981  
 Michelle Marciniak 1989-91  
 Pam Marr 1983  
 Dawn Marsh 1985-86  
 Laurie Milligan 1995  
 Karen Morton 1982-83  
 Mary Ostrowski 1978-79  
 Pashen Thompson 1994  
 Vonda Ward 1989-90

### WBCA/KODAK/STATE FARM ALL-AMERICANS

Cindy Brogdon (F) 1976, '78, '79  
 Tamika Catchings (F) 1998, '99, '00, '01  
 Daedra Charles (C) 1990, 1991  
 Shelia Collins (G) 1985  
 Shyra Ely (F) 2004  
 Bridgette Gordon (F) 1988, '89  
 Tanya Haave (F) 1983  
 Lisa Harrison (F) 1993  
 Dena Head (G) 1992  
 Chamique Holdsclaw (F) 1996, '97, '98, '99  
 Glory Johnson (F) 2012  
 Kara Lawson (G) 2003  
 Nikki McCray (F) 1994, '95  
 Cindy Noble (C) 1981  
 Mary Ostrowski (F) 1982  
 Candace Parker (F) 2006, '07, '08  
 Semeka Randall (G) 1999, 2000  
 Jill Rankin (C) 1979, '80  
 Patricia Roberts (C) 1977  
 Shekinna Stricklen (G/F) 2011  
 Holly Warlick (G) 1980

### NAISMITH PLAYER OF THE CENTURY (1900s)

Chamique Holdsclaw 2000

### NAISMITH PLAYER OF THE YEAR

Chamique Holdsclaw 1998, '99  
 Tamika Catchings 2000  
 Candace Parker 2008

### NAISMITH ALL-AMERICA TEAM

Tamika Catchings 1999, '00  
 Daedra Charles 1991  
 Bridgette Gordon 1988, '89  
 Lisa Harrison 1993

Dena Head 1992  
 Chamique Holdsclaw 1997, '98, '99  
 Michelle Marciniak 1996  
 Nikki McCray 1994, 1995  
 Candace Parker 2007, '08

### ASSOCIATED PRESS PLAYER OF THE YEAR

Chamique Holdsclaw 1998, '99  
 Tamika Catchings 2000  
 Candace Parker 2008

### ASSOCIATED PRESS ALL-AMERICA TEAM

Angie Bjorklund 2010 (HM), '11 (HM)  
 Shannon Bobbitt 2008 (HM)  
 Cierra Burdick 2015 (HM)  
 Tamika Catchings 1999 (1st), '00 (1st), '01 (2nd)  
 Shyra Ely 2004 (3rd)  
 Bahaara Graves 2016 (HM)  
 Isabelle Harrison 2014 (HM), '15 (HM)  
 Chamique Holdsclaw 1997 (1st), '98 (1st), '99 (1st)  
 Gwen Jackson 2001 (HM), '03 (HM)  
 Glory Johnson 2012 (HM)  
 Kellie Jolly 1999 (HM)  
 Kara Lawson 2001 (HM), '02 (3rd), '03 (2nd)  
 Candace Parker 2006 (2nd), '07 (1st), '08 (1st)  
 Semeka Randall 1999 (2nd), '00 (2nd), '01 (HM)  
 Meighan Simmons 2011 (HM), '13 (3rd), '14 (HM)  
 Michelle Snow 2001 (HM), '02 (HM)  
 Shekinna Stricklen 2010 (HM), '11 (3rd), '12 (3rd)

### ESPY AWARDS FEMALE ATHLETE OF THE YEAR

Chamique Holdsclaw 1999  
 Candace Parker 2008

### ESPY AWARDS FEMALE COLLEGIATE ATHLETE OF THE YEAR

Candace Parker 2008

### ESPY AWARDS WOMEN'S BASKETBALL PLAYER OF THE YEAR

Tamika Catchings 2001  
 Chamique Holdsclaw 1998, '99

### ESPY AWARDS UNDERARMOUR UNDENIABLE PERFORMANCE AWARD

2007 Team

### HONDA-BRODERICK CUP ATHLETE OF THE YEAR

Chamique Holdsclaw 1998  
 Candace Parker 2008

### HONDA SPORTS AWARD

Bridgette Gordon 1989  
 Chamique Holdsclaw 1997, '98  
 Candace Parker 2007, '08

### NCAA WOMAN OF THE YEAR

Nickey Anosike 2009  
 Glory Johnson 2012 (top 30)  
 Kara Lawson 2003 (finalist)

### ESPN.COM NATIONAL PLAYER OF THE YEAR

Candace Parker 2008

### SPORTING NEWS PLAYER OF THE YEAR

Chamique Holdsclaw 1998, '99

### SPORTING NEWS ALL-AMERICA TEAM

Tamika Catchings 1999, '00  
 Chamique Holdsclaw 1998, '99  
 Semeka Randall 1999 (2nd)

### SPORTS ILLUSTRATED PLAYER OF THE YEAR

Chamique Holdsclaw 1998, '99

### SPORTS ILLUSTRATED ALL-AMERICA TEAM

Tamika Catchings 1999, '00  
 Chamique Holdsclaw 1998, '99



# LADY VOL HONOREES (CONTINUED)

## STATE FARM WADE TROPHY WINNER

Daedra Charles 1991  
Candace Parker 2007

## SULLIVAN AWARD

Chamique Holdsclaw 1999

## USA BASKETBALL PLAYER OF THE YEAR

Chamique Holdsclaw 1997  
Cindy Noble 1982

## U.S. BASKETBALL WRITERS OF AMERICA PLAYER OF THE YEAR

Chamique Holdsclaw 1998, '99  
Tamika Catchings 2000  
Candace Parker 2007, '08

## U.S. BASKETBALL WRITERS OF AMERICA FRESHMAN OF THE YEAR

Chamique Holdsclaw 1996  
Tamika Catchings 1998  
Shekinna Stricklen 2009

## FRANCIS POMEROY NAISMITH AWARD

Kara Lawson 2003

## WBCA PLAYER OF THE YEAR

Chamique Holdsclaw 1998, '99  
Tamika Catchings 2000

## WOODY HAYES AWARD

Kara Lawson 2004

## JOHN R. WOODEN PLAYER OF THE YEAR

Candace Parker 2007, '08

## JOHN R. WOODEN ALL-AMERICA TEAM

Candace Parker 2007, '08

## NAISMITH COACH OF THE CENTURY (1900s)

Pat Summitt 2000

## ASSOCIATED PRESS COACH OF THE YEAR

Pat Summitt 1998

## ESPY COACH/MANAGER OF THE YEAR

Pat Summitt 2008

## ESPY AWARDS/ARTHUR ASHE COURAGE AWARD

Pat Summitt 2012

## NAISMITH COACH OF THE YEAR

Pat Summitt 1987, '89, '94, '98, '04

## WBCA-CONVERSE COACH OF THE YEAR

Pat Summitt 1983, '95, '98

## WBCA-SPALDING MAGGIE DIXON DIV. I

### ROOKIE COACH OF THE YEAR

Holly Warlick 2013

## THE JOHN AND NELLIE WOODEN COACH OF THE YEAR

Pat Summitt 1998

## JOHN R. WOODEN LEGENDS OF COACHING AWARD

Pat Summitt 2008

## USA BASKETBALL WRITERS OF AMERICA COACH OF THE YEAR

Pat Summitt 1998

## ESPY AWARDS CO-TEAM OF THE DECADE (1990s)

Jody Adams 1989-93  
Niya Butts 1996-2000  
Nikki Caldwell 1990-94  
Amanda Canon 1998-02  
Tamara Carver 1990-91  
Kelli Casteel 1988-92  
Tamika Catchings 1997-01  
Daedra Charles 1988-91  
Regina Clark 1988-92  
Kristen "Ace" Clement 1997-01  
Abby Conklin 1993-97  
Latina Davis 1992-96  
Rochone Dilligard 1991-94  
Sarah Edwards 1998-01  
Tonya Edwards 1986-90  
Kyra Elzy 1996-01  
Peggy Evans 1990-93  
Teresa Geter 1997-99

Misty Greene 1995-98  
Lisa Harrison 1989-93  
Debbie Hawhee 1988-92  
Dena Head 1988-92  
Chamique Holdsclaw 1995-99  
Marlene Jeter 1990-92  
Dana Johnson 1991-95  
Michelle Johnson 1993, 1995  
Tiffani Johnson 1994-97  
Kellie Jolly 1995-99  
Brynae Laxton 1995-98  
Michelle Marciniak 1993-96  
Nikki McCray 1991-95  
Carla McGhee 1986-90  
Laurie Milligan 1994-98  
Pearl Moore 1987-90  
Shalon Pillow 1998-02  
Semeka Randall 1997-01  
Debbie Scott 1988-90  
Kim Smallwood 1995-96  
Melissa Smith 1989-90  
Tanika Smith 1993-95  
Michelle Snow 1998-02  
Lashonda Stephens 1996-2000  
Pashen Thompson 1993-97  
Vonda Ward 1991-95  
Tiffany Woosley 1991-95

## KODAK 25th ANNIVERSARY TEAM

Chamique Holdsclaw 1999

## NCAA TEAM OF THE DECADE (1980s)

Bridgette Gordon (F)

## NCAA 25th ANNIVERSARY TEAM

Chamique Holdsclaw  
Bridgette Gordon  
Pat Summitt (coach)

## NCAA POSTGRADUATE SCHOLARSHIPS

Tanya Haave 1984  
Lea Henry 1983

## CoSIDA ACADEMIC ALL-AMERICAN OF THE YEAR

Jill Rankin 1980  
Candace Parker 2008

## GTE/CoSIDA ALL-TIME ACADEMIC ALL-AMERICA BASKETBALL TEAM

Jill Rankin (2nd)

## ACADEMIC ALL-AMERICA TEAM

Nicky Anosike 2008 (2nd)  
Angie Bjorklund 2010 (1st), '11 (2nd)  
Cierra Burdick 2015 (2nd)  
Peggy Evans 1992 (3rd)  
Tanya Haave 1983 (3rd), '84 (1st)  
Lea Henry 1983 (3rd)  
Kara Lawson 2003 (1st)  
Glory Johnson 2012 (1st)  
Candace Parker 2007(2nd), '08 (1st)  
Jill Rankin 1980 (1st)  
Shanna Zolman 2006 (1st)

## ARTHUR ASHE JR. FEMALE SPORTS SCHOLAR OF THE YEAR

Andraya Carter 2016

## WBCA NAT'L' PLAYER OF THE MONTH

Candace Parker (January) 2008

## NCAA TOURNAMENT MOST OUTSTANDING PLAYER

Tonya Edwards 1987  
Bridgette Gordon 1989  
Chamique Holdsclaw 1997, '98  
Michelle Marciniak 1996  
Candace Parker 2007, '08

## NCAA ALL-FINAL FOUR TEAM

Nicky Anosike 2007, '08  
Shannon Bobbitt 2007, '08  
Tamika Catchings 1998, '00  
Daedra Charles 1991  
Tonya Edwards 1987  
Sheila Frost 1989  
Bridgette Gordon 1987, '89  
Dena Head 1991  
Chamique Holdsclaw 1996, '97, '98  
Gwen Jackson 2003  
Tiffani Johnson 1996  
Kellie Jolly 1997, '98  
Kara Lawson 2003  
Michelle Marciniak 1996

Nikki McCray 1995  
Mary Ostrowski 1984  
Candace Parker 2007, '08  
Shanna Zolman 2004

## NCAA REGIONAL TOURNAMENT MOST OUTSTANDING PLAYER

Kelli Casteel 1991 (Midwest)  
Tamika Catchings 2000 (Midwest)  
Shelia Collins 1982 (Midwest)  
Latina Davis 1996 (East)  
Bridgette Gordon 1987 (Midwest), '89 (East)  
Chamique Holdsclaw 1997 (Midwest),  
'98 (Midwest)  
Gwen Jackson 2003 (Midwest)  
Dawn Marsh 1988 (East)  
Nikki McCray 1995 (Midwest)  
Mary Ostrowski 1984 (Midwest)  
Candace Parker 2007 (Dayton), 2008  
(Oklahoma City)  
Shelley Sexton 1986 (Midwest)

## NCAA ALL-REGIONAL TOURNAMENT TEAMS

Jody Adams 1991 (Midwest)  
Shannon Bobbitt 2007 (Dayton)  
Cierra Burdick 2015 (Spokane)  
Tasha Butts 2004 (Midwest)  
Kelli Casteel 1991 (Midwest)  
Tamika Catchings 1999 (East), 2000  
(Midwest)  
Daedra Charles 1990 (East), 1991 (Midwest)  
Shelia Collins 1982 (Midwest), 1985 (Midwest)  
Latina Davis 1996 (East)  
LaToya Davis 2004 (Midwest)  
Diamond DeShields 2016 (Sioux Falls)  
Shyra Ely 2002 (Midwest), 2003 (Midwest),  
2004 (Midwest), 2005 (Philadelphia)  
Sheila Frost 1986 (Midwest), 1987 (Midwest),  
1989 (East)  
Bridgette Gordon 1987 (Midwest), 1988 (East),  
1989 (East)  
Tanya Haave 1983 (Midwest), 1984 (Midwest)  
Lisa Harrison 1993 (Midwest)  
Dena Head 1990 (East)  
Chamique Holdsclaw 1996 (East), 1999 (East),  
1997 (Midwest), 1998 (Midwest)  
Alexis Hornbuckle 2008 (Oklahoma City)  
Gwen Jackson 2002 (Midwest), 2003  
(Midwest)  
Dana Johnson 1995 (Midwest)  
Glory Johnson 2012 (Des Moines)  
Kellie Jolly 1997 (Midwest)  
Kara Lawson 2003 (Midwest)  
Michelle Marciniak 1995 (Midwest), 1996  
(East)  
Dawn Marsh 1988 (East)  
Ariel Massengale 2015 (Spokane)  
Nikki McCray 1994 (Midwest), 1995 (Midwest)  
Mary Ostrowski 1984 (Midwest)  
Candace Parker 2006 (Cleveland), 2007  
(Dayton), 2008 (Oklahoma City)  
Semeka Randall 1998 (Midwest), 2000  
(Midwest)  
Mercedes Russell 2016 (Sioux Falls)  
Shelley Sexton 1986 (Midwest)  
Meighan Simmons 2014 (Louisville)  
Taber Spani 2013 (Oklahoma City)  
Shekinna Stricklen 2011 (Dayton), 2012  
(Des Moines)  
Pashen Thompson 1997 (Midwest)  
Kamiko Williams 2013 (Oklahoma City)  
Tiffany Woosley 1993 (Midwest)  
Shanna Zolman 2005 (Philadelphia), 2006  
(Cleveland)

## SEC COACH OF THE YEAR

Pat Summitt 1993, '95, '98, '01, '03, '04,  
'07, '11  
Holly Warlick 2013

## SEC FEMALE ATHLETE OF THE YEAR

Bridgette Gordon 1989  
Daedra Charles 1991  
Chamique Holdsclaw 1998, '99  
Candace Parker 2008

## ALL-SEC TEAM

*In 1997, the AP began an All-SEC Team. C indicates Coaches' Team; AP indicates Associated Press Team; HM indicates honorable mention*  
Angie Bjorklund 2009 (2nd-C; HM-AP), '10  
(1st-C & AP)  
Shannon Bobbitt 2008 (2nd-C & AP)

GENERAL

STAFF

PLAYERS

REVIEW

HISTORY

FACILITIES

NCAA

SEC

RECORDS

MEDIA INFO





**LADY VOL HONOREES (CONTINUED)**

Cierra Burdick 2015 (1st-C; 2nd-AP)  
 Tasha Butts 2004 (2nd-C; 3rd-AP)  
 Kelley Cain 2010 (1st-C & AP)  
 Tamika Catchings 1998 (1st-C & AP), '99 (1st-C & AP), '00 (1st-C & AP), '01 (C-2nd; 3rd-AP)  
 Kristen "Ace" Clement 2001 (HM-AP)  
 Daedra Charles 1990 (1st-C), '91 (1st-C)  
 Shelia Collins 1985 (1st-C)  
 Abby Conklin 1997 (2nd-C; HM-AP)  
 Latina Davis 1996 (2nd-C)  
 Diamond DeShields 2016 (2nd-AP)  
 Tonya Edwards 1998 (2nd-C), '90 (1st-C)  
 Shyra Ely 2004 (1st-C & AP), '05 (1st-C & AP)  
 Peggy Evans 1992 (1st-C)  
 Sheila Frost 1987 (1st-C), '88 (1st-C), '89 (1st-C)  
 Bridgette Gordon 1986 (1st-C), '87 (1st-C), '88 (1st-C), '89 (1st-C)  
 Bashaara Graves 2013 (1st-C; 2nd-AP), '16 (2nd-AP)  
 Tanya Haave 1983 (1st-C), '84 (1st-C)  
 Isabelle Harrison 2014 (1st-C & AP), '15 (1st-C; 2nd-AP)  
 Lisa Harrison 1993 (1st-C)  
 Dena Head 1990 (2nd-C), '91 (1st-C), '92 (1st-C)  
 Lea Henry 1983 (1st-C)  
 Chamique Holdsclaw 1996 (1st-C & AP), '97 (1st-C & AP), '98 (1st-C & AP), '99 (1st-C & AP)  
 Alexis Hornbuckle 2006 (2nd-C), '07 (1st-C & AP), '08 (1st-C; 2nd-AP)  
 Gwen Jackson 2001 (1st-C; 2nd-AP), '03 (1st-C; 2nd-AP)  
 Dana Johnson 1994 (1st-C), '95 (1st-C)  
 Glory Johnson 2011 (1st-C & AP), '12 (1st-C & AP)  
 Kellie Jolly 1999 (2nd-C)  
 Kara Lawson 2000 (1st-C; 2nd-AP), '01 (1st-C; 2nd-AP), '02 (1st-C & AP), '03 (1st-C & AP)  
 Michelle Marciniak 1995 (1st-C), '96 (2nd-C)  
 Dawn Marsh 1988 (2nd-C)  
 Melissa McCray 1989 (2nd-C)  
 Nikki McCray 1993 (2nd-C), '94 (1st-C), '95 (1st-C)  
 Mary Ostrowski 1982 (1st-C), '84 (1st-C)  
 Candace Parker 2006 (1st-C; 2nd-AP), '07 (1st-C & AP), '08 (1st-C & AP)  
 Semeka Randall 1998 (2nd-C & AP), '99 (1st-C & AP), '00 (1st-C; 2nd-AP), '01 (2nd-C; 3rd-AP)  
 Ashley Robinson 2001 (HM-AP)  
 Meighan Simmons 2011 (2nd-C & AP), '13 (1st-C & AP), '14 (1st-C & AP)  
 Michelle Snow 2000 (2nd-C; HM-AP), '01 (1st-C; 2nd-AP), '02 (2nd-C & AP)  
 Sidney Spencer 2007 (2nd-C; HM-AP)  
 Shekinna Stricklen 2009 (2nd-C; HM-AP), '10 (2nd-C & AP), '11 (1st-C & AP), '12 (1st-C & AP)  
 Paula Towns 1982 (1st-C)  
 Tiffany Woosley 1993 (1st-C), '94 (2nd-C)  
 Shanna Zolman 2004 (2nd-C), '05 (2nd-C & AP), '06 (1st-C; 2nd-AP)

**SEC ALL-DEFENSIVE TEAM**

Kelley Cain 2010  
 Alexis Hornbuckle 2008  
 Glory Johnson 2011, '12

**SEC PLAYER OF THE YEAR**

Bridgette Gordon 1989 (C)  
 Dena Head 1992 (C)  
 Nikki McCray 1994 (C), '95 (C)  
 Chamique Holdsclaw 1998 (C & AP), '99 (C & AP)  
 Candace Parker 2007 (C & AP)  
 Meighan Simmons 2013-Co (C), '14 (AP)  
 Shekinna Stricklen 2011-Co (AP)

**SEC DEFENSIVE PLAYER OF THE YEAR**

Glory Johnson 2012

**SEC 6TH WOMAN OF THE YEAR**

Alyssia Brewer 2010

**SEC FRESHMAN OF THE YEAR**

Angie Bjorklund 2008  
 Tamika Catchings 1998  
 Bridgette Gordon 1986  
 Bashaara Graves 2013  
 Dena Head 1989

Chamique Holdsclaw 1996  
 Candace Parker 2006  
 Meighan Simmons 2011

**SEC ALL-FRESHMAN TEAM**

Nicky Anosike 2005  
 Angie Bjorklund 2008  
 Nikki Caldwell 1991  
 Andraya Carter 2014  
 Tamika Catchings 1998  
 Te'a Cooper 2016  
 Latina Davis 1993  
 Kris Durham 1988  
 Tonya Edwards 1987  
 Shyra Ely 2002  
 Peggy Evans 1991  
 Bridgette Gordon 1986  
 Bashaara Graves 2013  
 Lisa Harrison 1990  
 Dena Head 1989  
 Chamique Holdsclaw 1996  
 Alexis Hornbuckle 2005  
 Gwen Jackson 2000  
 Dana Johnson 1992  
 Glory Johnson 2009  
 Tiffani Johnson 1995  
 Kara Lawson 2000  
 Ariel Massengale 2012  
 Loree Moore 2002  
 Candace Parker, 2006  
 Semeka Randall 1998  
 Ashley Robinson 2001  
 Meighan Simmons 2011  
 Sidney Spencer 2004  
 Shekinna Stricklen 2009  
 Pashen Thompson 1994  
 Tiffany Woosley 1992  
 Shanna Zolman 2003

**SEC TOURNAMENT MOST VALUABLE PLAYER**

Alyssia Brewer 2010  
 Shelia Collins 1985  
 Shyra Ely 2005  
 Bridgette Gordon 1988, '89  
 Isabelle Harrison 2014  
 Dena Head 1992  
 Chamique Holdsclaw 1998, '99  
 Glory Johnson 2012  
 Candace Parker 2006, '08  
 Jill Rankin 1980  
 Shekinna Stricklen 2011  
 Tiffany Woosley 1994

**SEC ALL-TOURNAMENT TEAM**

Angie Bjorklund 2009, '11  
 Shannon Bobbitt 2008  
 Alyssia Brewer 2010  
 Cierra Burdick 2014, '15  
 Tamika Catchings 1998, '99, '00  
 Daedra Charles 1990, '91  
 Shelia Collins 1985  
 Diamond DeShields 2016  
 Shyra Ely 2004, 2005  
 Peggy Evans 1992  
 Sheila Frost 1989  
 Bridgette Gordon 1988, '89  
 Tanya Haave 1982, '83  
 Isabelle Harrison 2014  
 Dena Head 1989, '90, '92  
 Chamique Holdsclaw 1996, '97, '98, '99  
 Alexis Hornbuckle 2007  
 Brittany Jackson 2005  
 Dana Johnson 1994, '95  
 Glory Johnson 2012  
 Kara Lawson 2002, '03  
 Alicia Manning 2010  
 Michelle Marciniak 1996  
 Dawn Marsh 1985  
 Nikki McCray 1994, '95  
 Cindy Noble 1980  
 Mary Ostrowski 1982  
 Candace Parker 2006, '08  
 Semeka Randall 1998  
 Jill Rankin 1980  
 Jordan Reynolds 2015  
 Michelle Snow 1999, '00  
 Taber Spani 2013  
 Sidney Spencer 2006  
 Kathy Spinks 1987  
 Shekinna Stricklen 2010, '11, '12  
 Holly Warlick 1980  
 Tiffany Woosley 1994  
 Shanna Zolman 2005

**SEC WOMEN'S BASKETBALL SCHOLAR-ATHLETE OF THE YEAR**

Angie Bjorklund 2010

**BOYD McWHORTER SCHOLAR-ATHLETE FINALIST**

Nicky Anosike 2008  
 Glory Johnson 2012  
 Cierra Burdick 2015

**ACADEMIC ALL-SEC**

Jody Adams 1991, '92  
 Nicky Anosike 2005-freshman team, '06, '07, '08  
 Lauren Avant 2011-freshman  
 Briana Bass 2009-freshman, '10, '11, '12  
 Vicki Baugh 2009, '10, '11, '12  
 Angie Bjorklund 2008-freshman, '09, '10, '11  
 Shannon Bobbitt 2008  
 Cierra Burdick 2012-freshman, '13, '14, '15  
 Niya Butts 1998, '99, '00  
 Kelley Cain 2008-freshman, '09  
 Amanda Canon 2000, '01, '02  
 Andraya Carter 2013 - freshman, '14, '15, '16  
 Tamika Catchings 1999, '02  
 Regina Clark 1991, '92  
 Kristen "Ace" Clement 1999, '01  
 Abby Conklin 1995, '96, '97  
 Elizabeth Curry 2007  
 Diamond DeShields 2016  
 Rochone Dilligard 1994  
 Kortney Dunbar - freshman 2015, '16  
 Sarah Edwards 2000, '01, '02  
 Tonya Edwards 1990  
 Shyra Ely 2005  
 Kyra Elzy 2001, '02  
 Peggy Evans 1992  
 Tye'sha Fluker 2004, '05, '06  
 Alex Fuller 2006, '07  
 Bashaara Graves 2013 - freshman, '14, '16  
 Tanya Haave 1983, '84  
 Isabelle Harrison 2012 - freshman, '13, '14, '15  
 Lisa Harrison 1993  
 Debbie Hawhee 1990, '91, '92  
 Glory Johnson 2009-freshman, '10, '11, '12  
 Kellie Jolly 1997, '98, '99  
 Jasmine Jones 2015  
 Kara Lawson 2001, '02, '03  
 Brynae Laxton 1996, '97, '98  
 Alicia Manning 2009-freshman, '11, '12  
 Michelle Marciniak 1994, '96  
 Ariel Massengale 2014, '15  
 Melissa McCray 1989  
 Nikki McCray 1995  
 Courtney McDaniel 2003  
 April McDivitt 2001, '02  
 Cait McMahan 2009, '10  
 Alexa Middleton - freshman 2015, '16  
 Laurie Milligan 1998  
 Jaime Nared - freshman 2015, '16  
 Candace Parker 2005-freshman team, '06, '07, '08  
 Semeka Randall 2001, '02  
 Linda Ray 1984, '85  
 Dominique Redding 2004, '07  
 Jordan Reynolds 2014-freshman  
 Mercedes Russell 2014-freshman  
 Debbie Scott 1990  
 Sydney Smallbone 2008-freshman, '09, '10, '11  
 Taber Spani 2010-freshman, '11, '12, '13  
 Sidney Spencer 2004, '05, '06, '07  
 Jennifer Tuggle 1987, '88  
 Vonda Ward 1994  
 Lisa Webb 1988  
 Shanna Zolman 2004, '05, '06

**SEC COMMUNITY SERVICE TEAM**

Nicky Anosike 2008  
 Angie Bjorklund 2011  
 Cierra Burdick 2014, '15  
 Tasha Butts 2004  
 Andraya Carter 2016  
 Tamika Catchings 2000  
 Tye'sha Fluker 2005  
 Alex Fuller 2009  
 Glory Johnson 2010, '12  
 Kellie Jolly 1999  
 Kara Lawson 2001, '03  
 April McDivitt 2002  
 Taber Spani 2013  
 Sidney Spencer 2007  
 Shanna Zolman 2006



## WBCA ALL-AMERICANS

Twenty-one players have been honored as All-Americans by the WBCA/Kodak/State Farm throughout the history of Lady Vol basketball. These 21 women have garnered 36 All-America awards.

### FOUR-TIME ALL-AMERICANS

**Tamika Catchings**  
1988-1999-2000-2001

**Chamique Holdsclaw**  
1996-1997-1998-1999  
Kodak 25th  
Anniversary Team

**Cindy Brogdon**  
1976-1978-1979

**Daedra Charles**  
1990-1991

**Shelia Collins**  
1985

**Shyra Ely**  
2004

**Bridgette Gordon**  
1988-1989

**Tanya Haave**  
1983

**Lisa Harrison**  
1993

**Dena Head**  
1992

**Glory Johnson**  
2012

**Kara Lawson**  
2003

**Nikki McCray**  
1994-1995

**Cindy Noble**  
1981

**Mary Ostrowski**  
1982

**Candace Parker**  
2006-2007-2008

**Semeka Randall**  
1999-2000

**Jill Rankin**  
1979-1980

**Patricia Roberts**  
1977

**Shekinna Stricklen**  
2011

**Holly Warlick**  
1980

## WOMEN'S BASKETBALL HALL OF FAME /// TENNESSEE INDUCTEES

### COACH

Pat Summitt - 1999

### ADMINISTRATOR

Gloria Ray - 2010

### PLAYERS

Cindy Noble Hauserman - 2000  
Patricia Roberts - 2000  
Holly Warlick - 2001  
Cindy Brogdon - 2002

Daedra Charles-Furlow - 2007  
Bridgette Gordon - 2007  
Jill Rankin Schneider - 2008  
Nikki McCray - 2012

## NCAA RECORD /// MOST WINS IN NCAA DIVISION I BASKETBALL

	TEAM	FIRST YEAR	SEASONS	WINS	LOSSES
1.	Tennessee	1902-03	71	1,299	300
2.	Louisiana Tech	1974-75	42	1,073	295
3.	UConn	1974-75	42	1,046	296
4.	James Madison	1920-21	94	1,045	523
5.	Old Dominion	1969-70	47	1,014	405
6.	Texas	1974-75	42	1,012	372
7.	SFA	1968-69	48	1,005	435
8.	Stanford	1974-75	42	1,004	312
9.	Ohio St.	1965-66	51	970	420
10.	Western Ky.	1914-15	53	933	461
11.	Green Bay	1973-74	43	927	330
12.	North Carolina	1974-75	42	921	408
13.	Georgia	1973-74	43	920	394
14.	Maryland	1971-72	45	914	411
15.	Tennessee Tech	1970-71	46	901	503
16.	Penn St.	1964-65	52	899	437
17.	Montana	1974-75	42	897	334
18.	Notre Dame	1977-78	39	896	322
19.	Long Beach St.	1963-64	53	894	521
20.	Rutgers	1975-76	41	892	387

## LADY VOL OLYMPIANS

### COACHING STAFF

**Pat Summitt**  
1976 Montreal  
Player (Silver)  
(UT Martin graduate)

1980 Moscow  
Assistant Coach (Boycott)

1984 Los Angeles  
Head Coach (Gold)

**Nancy Darsch**  
1984 Los Angeles  
Assistant Coach (Gold)

1996 Atlanta  
Assistant Coach (Gold)

### ATHLETES

**Cindy Brogdon**  
1976 Montreal (Silver)

**Tamika Catchings**  
2004 Athens (Gold)  
2008 Beijing (Gold)  
2012 London (Gold)  
2016 Rio de Janeiro (Gold)

**Daedra Charles**  
1992 Barcelona (Bronze)

**Bridgette Gordon**  
1988 Seoul (Gold)

**Lea Henry**  
1984 Los Angeles (Gold)

**Chamique Holdsclaw**  
2000 Sydney (Gold)

**Kara Lawson**  
2008 Beijing (Gold)

**Nikki McCray**  
1996 Atlanta (Gold)  
2000 Sydney (Gold)

**Carla McGhee**  
1996 Atlanta (Gold)

**Cindy Noble**  
1980 Moscow (Boycott)  
1984 Los Angeles (Gold)

**Candace Parker**  
2008 Beijing (Gold)  
2012 London (Gold)

**Jill Rankin**  
1980 Moscow (Boycott)

**Patricia Roberts**  
1976 Montreal (Silver)

**Holly Warlick**  
1980 Moscow (Boycott)

GENERAL

STAFF

PLAYERS

REVIEW

HISTORY

FACILITIES

NCAA

SEC

RECORDS

MEDIA INFO





## LADY VOL SUCCESS IN THE COACHING RANKS

The Tennessee program has not only produced a number of outstanding players during the past 42 years (under Pat Summitt through 2011-12), but UT has turned out some successful coaches as well. The list of different coaches and basketball staff members who have worked at the professional, collegiate and high school levels stands at 91 (44 are active) and represents 55 Lady Vol players (20 are active) as well as current and former assistant coaches, graduate assistants, managers, operations directors, video coordinators and directors of character development who now are serving or have served in the coaching ranks.

### PROFESSIONAL RANKS

NAME	POS/YRS AT UT	CURRENT/LAST POSITION
Nancy Darsch	A/GA (78-85)	Former assistant at Seattle Storm (WNBA)
Mickie DeMoss	A (85-03, 10-12)	Former assistant at Indiana Fever (WNBA)
Danielle Donehew	BO (01-08)	Former executive VP at Atlanta Dream (WNBA)
Tonya Edwards	P (1986-90)	Assistant at Los Angeles Sparks (WNBA)
Tanya Haave	P (80-84)	Former head coach at "Satila" Skene, Sweden
Lisa Harrison	P (89-93)	Former assistant at Phoenix Mercury (WNBA)
Carla McGhee	P (86-90)	Former WNBA Player Personnel
Carolyn Peck	A (93-95)	Former head at Orlando Miracle (WNBA)
Trish Roberts	P (76-77)	Former head at Atlanta Glory (ABL)
Amber Stocks	BO/GA (00-02)	Assistant at Los Angeles Sparks (WNBA)
Heidi VanDerveer	GA (86-88)	Former assistant at Seattle Storm (WNBA)

### COLLEGE RANKS

NAME	POS/YRS AT UT	CURRENT POSITION
Jody Adams	P (89-93)	Head at Wichita State
Jane Albright	GA (81-83)	Head at Nevada-Reno
Briana Bass	P (08-12)	Asst. to the director of ops. at Indiana
Kathy Allen Becker	GA (02-04)	Director of operations at Clemson
Debbie Ayres	GA (89-90)	Former recruiting coordinator at Stony Brook
Josh Baney	GA (12-13); V (13-14)	Former video coordinator at Tennessee
Angie Bjorklund	P (07-11)	Former graduate assistant at Idaho
Alysiah Bond	BO (98-01)	Assistant coach at Michigan State
Josh Boucher	M (12-14) V (14-Present)	Video coordinator at Tennessee
Nancy Bowman Ladd	P (73-75)	Retired head at University of the South
Al Brown	A (95-02)	Assistant at Duke
Greg Brown	A/GA (02-04)	Head at Lipscomb
Niya Butts	P (96-00)	Assistant at Kentucky
Tasha Butts	P (00-04)	Assistant at LSU
Nikki Caldwell Fargas	P (90-94); A (03-08)	Head at LSU
Kelli Casteel Cook	P (88-92)	Former head at Maryville
Daedra Charles-Furlow	P (89-91); A (08-10); DCD (10-12)	Former dir. of character dev. at Tennessee
Shelia Collins	P (81-85)	Former head at West Georgia
Abby Conklin	P (93-97)	Former assistant at San Francisco
Tony Cross	GA (83-84)	Assistant at Murray State
Elizabeth Curry	P (06-07); GA (07-09)	Former head at Graceland (Iowa)
Nancy Darsch	A/GA (78-85)	Former head at Ohio State
Mickie DeMoss	A (85-03, 10-12)	Assistant at LSU
Rochone Dilligard	P (91-94)	Former assistant at Austin Peay
Todd Dooley	M (94-97)	Former assistant at Maryville
Dustin Edwards	V (10-11)	Former Assistant at Loyola (Chicago)
Tonya Edwards	P (86-90)	Former head at Alcorn State
Angel Elderkin	GA (06-07)	Head at Appalachian State
Kyra Elzy	P (96-01); A (12-16)	Associate head at Kentucky
Michael Fahey	V (11-13)	Assistant at Lewis (Ill.)
Sharon Fanning-Otis	GA (75-76)	Retired head at Mississippi State
Sheila Frost Anderson	P (85-89)	Former assistant at Richmond
Alex Fuller Simmons	P (04-09)	Assistant at Mississippi
Teresa Geter	P (97-99)	Former head at Denmark Technical College
Stephanie Glance	AA/A (09-10)	Former head at Columbia
Bridgette Gordon	P (85-89)	Assistant at Wichita State
Aubrey Guastalli	P (05-06)	Former assistant at Fresno Pacific
Tanya Haave	P (80-84)	Head at Metropolitan State
Kathy Harston	BO (08-12)	Sr. Assoc. A.D. at Texas



# LADY VOL SUCCESS IN COACHING RANKS (CONTINUED)

Sylvia Hatchell	GA (74-75)	Head at North Carolina
Dena Head	P (88-92)	Former Assistant at Central Connecticut State
Lea Henry Manning	P (79-83)	Head coach at Darton (Ga.)
Gwen Jackson	P (99-03)	Former head at Saint Paul's (Va.)
Marlene Jeter	P (90-92)	Former head at Clinton J.C. (S.C.)
Bernitha Johnson	M (03-05)	Former Assistant at Louisiana Tech
Dana Johnson	P (91-95)	Former assistant at Morgan State
Kellie Jolly Harper	P (95-99)	Head at Missouri State
Cassie Kowaleski	M (08-09); GA (09-10)	Former dir. of BB operations at Illinois State
Angela Lawson	GA (89-91)	Former head at Incarnate Word
Cheryl Littlejohn	P (83-87)	Former head at Chicago State
Alicia Manning	P (08-12)	Former assistant at John Carroll
Michelle Marciniak	P (93-96)	Former assistant at South Carolina
Nikki McCray	P (91-95)	Assistant at South Carolina
Courtney McDaniel	P (00-04)	Assistant at King (Tenn.)
Calamity McEntire	M (02-03)	Former Assistant at Arizona
Carla McGhee	P (86-90)	Former dir. of operations at Nevada-Reno
Matthew Mitchell	GA (99-00)	Head at Kentucky
Zandra Montgomery Morris	P (77-79)	Former assistant at Lee
Loree Moore	P (01-05)	Head at Citrus (Calif.)
Cindy Noble Hauserman	P (78-81)	Retired head at Centre
Mary Ostrowski	P (80-84)	Former assistant at Ohio State
Carolyn Peck	A (93-95)	Assistant at Vanderbilt
Shalon Pillow	P (98-02)	Assistant at Middle Tennessee
Semeka Randall	P (97-01)	Assistant at Wright State
Trish Roberts	P (76-77)	Former head at Agnes Scott
Jill Rankin Schneider	P (79-80); GA (80-81)	Former Assistant at Texas
Bett Shelby	M (01-02)	Assistant at Maryland
Joy Scruggs	P (72-75)	Retired head at Emory & Henry
Amber Smith	GA (13-14)	Player development at Kentucky
Judy Southard	GA (77-78)	Retired head at Marshall
Nikki Stewart	GA (00-02)	Former director of operations at Auburn
Amber Stocks	BO/GA (00-02)	Former assistant at Xavier
Pam Tanner	GA/A (90-93)	Former head at Denver
Heidi VanDerveer	GA (86-88)	Head at UC San Diego
Holly Warlick	P (76-80); A (86-12); H (12-Present)	Head at Tennessee
Kamiko Williams	P (09-13)	Assistant at New Haven

## ■ HIGH SCHOOL RANKS

NAME	POS/YRS AT UT	CURRENT
Janet Allmon	GA (83-84)	Former head at Baldwin (Ga.) H.S.
Debbie Ayres	GA (89-90)	Head at California School for the Deaf
Suzanne Barbre Singleton	P (74-78)	Former head at Maryville (Tenn.) H.S.
Dianne Brady	P (74-75)	Former head at McMinn Co. (Tenn.) H.S.
Cindy Brogdon	P (77-79)	Former head at Centennial (Ga.) H.S.
Daedra Charles-Furlow	P (89-91); A (08-10); DCD (10-12)	Former head at West (Knoxville, Tenn.) H.S.
Abby Conklin	P (93-97)	Former head at Trinity (Ill.) H.S.
Rochone Dilligard	P (91-94)	Head at Salem (Conyers, Ga.) H.S.
Tonya Edwards	P (86-90)	Former head at Northwestern (Mich.) H.S.
Sheila Frost Anderson	P (85-89)	Head at Life Way Christian (Centerton, Ark.) School
Debbie Groover Buckner	P (77-81)	Former assistant at Woodstock (Ga.) H.S.
Karla Horton Douglas	P (84-87)	Former assistant at Maryville (Tenn.) H.S.
Gwen Jackson	P (99-03)	Head at Austin-East (Knoxville, Tenn.) H.S.
Marlene Jeter	P (90-92)	Former head at Carmel Christian (Matthews, N.C.)
Dana Johnson	P (91-95)	Athletics director at Dunbar (Baltimore, Md.) H.S.
Alicia Manning	P (08-12)	Head at Northwest (Canal Fulton, Ohio) H.S.
Dawn Marsh	P (84-88)	Former head at Duluth (Ga.) H.S.
Zandra Montgomery Morris	P (77-79)	Former head at Cleveland (Tenn.) H.S. boys team
Cindy Noble Hauserman	P (78-81)	Former head at Westfall (Williamsport, Ohio) H.S.
Pam Owens	GA (06)	Former head at Nimitz (Irving, Texas) H.S.
Jill Rankin Schneider	P (79-80); GA (80-81)	Head at Monterey (Lubbock, Texas) H.S.
Shelley Sexton Collier	P (83-87); GA (88-89)	Head at Webb (Knoxville, Tenn.) H.S.
Sydney Smallbone	P (2007-11)	Head at St. Joseph's School (South Bend, Ind.) H.S.
Pashen Thompson	P (93-97)	Former head at Philadelphia (Miss.) H.S.
Tiffany Woosley	P (91-95)	Former head at Lincoln County (Fayetteville, Tenn.) H.S.

Key: "P" indicates player; "GA" indicates graduate assistant; "A" indicates assistant; "DCD" indicates director of character development, "HC" indicates head coach, "M" indicates manager; "BO" indicates basketball operations director; "V" indicates video coordinator; "AA" indicates administrative assistant.

GENERAL

STAFF

PLAYERS

REVIEW

HISTORY

FACILITIES

NCAA

SEC

RECORDS

MEDIA INFO





## LADY VOL LEGENDS

Tennessee has recognized the careers of six supremely-gifted Lady Vols and a history-shattering coach with the hanging of jersey-banners from the rafters of Thompson-Boling Arena. The most recent individual added to the collection of Lady Vol legends came on Jan. 2, 2014, when a No. 3 banner honoring player Candace Parker was hoisted skyward.

Parker joined players Holly Warlick, Bridgette Gordon, Daedra Charles, Chamique Holdsclaw and Tamika Catchings, and coach Pat Summitt among those honored with a banner hanging in UT's basketball venue.



### NO. 22 HOLLY WARLICK

Guard » 1976-80 » Knoxville, Tenn.

The first Tennessee athlete, either male or female, to have her jersey retired was Holly Warlick. Her uniform was retired on Feb. 18, 1980, in a ceremony after Tennessee's 89-72 win over Clemson in Stokely Athletics Center. A play-making wizard for the Lady Vols from 1976-80, Holly earned All-America honors three times. At the time of the ceremony, she held UT records for most assists in a game (14), most steals in a game (9), and most assists in a season (225).

Holly could not hang up her uniform right away. She played six more games after the retirement party. The final time she donned No. 22 was in the AIAW National Championship game when the Lady Vols fell to Old Dominion, 68-53.

During her years at Tennessee, the Lady Vols produced a 118-23 overall record, three trips to the Final Four and a first-ever SEC Tournament title. She later went on to become a member of the 1980 U.S. Olympic Team.

Now the head coach of the Lady Vols, Warlick's No. 22 banner hangs in the rafters above the court in Thompson-Boling Arena.

### NO. 30 BRIDGETTE GORDON

Forward » 1985-89 » DeLand, Fla.

Ten years later, the second Lady Vol basketball jersey was retired. Bridgette Gordon returned to Thompson-Boling Arena after a stellar career at Tennessee to see her No. 30 honored during halftime of Tennessee's 76-70 win over Texas on Jan. 17, 1990.

Bridgette led the Lady Vols to a 115-21 record during her four years at UT. She was the driving force behind an NCAA-record four consecutive trips to the Final Four as well as two NCAA and two SEC Championships.

Bridgette was the first freshman ever to lead UT in scoring, and she earned co-SEC Rookie of the Year and All-SEC honors. The next year she led Tennessee to its first NCAA title, earned All-SEC honors again and was named to the All-Final Four team. She copped All-SEC honors and was named MVP of the SEC Tournament as a junior. She also earned her first of two Kodak All-America honors that year.

After earning a gold medal as a member of the 1988 U.S. Olympic basketball team, Bridgette returned to Tennessee for her senior season. She led the Lady Vols to the 1989 NCAA title and was named MVP of the Final Four. She finished her career as the all-time leading scorer in NCAA Tournament history.

Bridgette graduated in 1989 with a B.S. in political science. She was basketball's nominee for the 1989 Honda-Broderick Award, which is symbolic for women's academic and athletic achievement.



### NO. 32 DAEDRA CHARLES

Center » 1988-91 » Detroit, Mich.

When Tennessee hosted the SEC-Big 10 Challenge in Dec. 28, 1991, Daedra Charles became the next Lady Vol to have her jersey retired. Charles returned to Knoxville from Como, Italy, where she was playing professional basketball with former Lady Vol teammate Bridgette Gordon. Charles came to surprise Lady Vol head coach Pat Summitt by announcing the endowment of the Pat Head Summitt Scholarship, presented by Charles, Gordon and another former Lady Vol, Lisa McGill Reagan. Summitt, who was unaware of the endowment, had planned the retirement ceremony as a surprise for Charles.

A two-time Kodak All-American at Tennessee, Daedra was the 1991 SEC Woman Athlete of the Year. She became the first player from the SEC to win the Wade Trophy, the highest honor in women's basketball. All this came after leading Tennessee to its third NCAA title in five years.

She finished her career seventh on the UT scoring list (1495), sixth in rebounding (858) and second in shots blocked (95), despite missing her freshman season as a Prop 48 student. Still, Daedra graduated in four years, earning a bachelor's degree in child and family studies.

### NO. 23 CHAMIQUE HOLDSCLAW

Forward » 1995-99 » Astoria, N.Y.

During halftime of the Lady Vols' 92-88 home triumph over archrival Connecticut on Feb. 1, 2001, the collegiate career of arguably the greatest women's player to ever play the game was officially closed when Chamique Holdsclaw became just the fourth Lady Vol to have her jersey retired.

The Naismith Player of the Century and one of only six four-time Kodak All-Americans in the history of women's basketball, Holdsclaw led the Orange and White to a 131-17 overall record and an unprecedented three consecutive national championships from 1996-98, while establishing herself as the program's all-time leader in scoring (3,025 points) and rebounding (1,295).

The NCAA Tournament's most outstanding player in 1997 and 1998, Holdsclaw still holds the record for points (479 points, 21.8 ppg) and rebounds (198 rebounds, 9.0 rpg) accumulated in tournament games.

The first two-time winner of the Associated Press Player of the Year Award, Holdsclaw garnered 34 individual awards during her career, including 21 player of the year honors from a variety of organizations. In 2006, Holdsclaw was named to the NCAA 25th Anniversary Team. She was previously named to the Kodak 25th Anniversary Team in 1999.





## LADY VOL LEGENDS (CONTINUED)



### NO. 24 TAMIKA CATCHINGS

Forward » 1997-01 » Duncanville, Texas

The fifth Lady Vol jersey to be retired belonged to Tamika Catchings in a halftime ceremony on Dec. 7, 2003, against Louisiana Tech. From the moment she stepped on the court in the number 24 orange and white jersey, we knew from her contagious smile that she was a special person, and from her deadly baseline-to-baseline hustling for all 40 minutes, a truly phenomenal player.

This special six-foot, one-inch forward had the heart of a champion and could play anywhere on the court. Her UT career was shortened during her senior year when she went crashing to the floor with a torn anterior cruciate ligament in game 17 versus Mississippi State.

Her list of awards was staggering, as she captured a slew of them while being tabbed as UT's second four-time Kodak All-American. What she accomplished in the span of her collegiate career is the stuff of legend. She played in 127 games as a Lady Vol. Her assault on the record books is legendary for both scoring, with 2,113 points, and rebounding, 1,004 boards. Both marks rank her third all-time. She also finished her career second all-time in steals with 311 and blocked shots with 136. And remember, she missed half of her senior season.

Her teammates will tell you how special it was to earn a blue adidas headband after Catchings went out with the injury. Earning one meant they hustled like "Catch" would have. The Eleanor Roosevelt League for the Hard of Hearing honored her in 1998 - as a special role model for youngsters and adults with hearing impairments. Her UT academic counselors will relate stories about Catchings graduating ahead of her class in December 2000. People in the Knoxville community will tell you of the countless hours she put in with youths from all walks of life - from playgrounds to hospitals.

An WNBA All-Star for the Indiana Fever, Catchings added to her collection of accolades in the Summer of 2004 with a gold medal as a member of the USA Women's Basketball Team at the Athens Olympic Games. She also added gold medals at the 2008 and 2012 Olympiads as well.



### PAT SUMMITT

Head Coach » 1974-2012 » Henrietta, Tenn.

The sixth woman and first non-player to be honored with a banner at Thompson-Boling Arena was Pat Summitt, who coached Tennessee for 38 years and compiled a 1,098-208 career record with the most wins in NCAA women's or men's basketball history. Summitt's banner was hoisted prior to a nationally-televised game vs. Notre Dame on Jan. 28, 2013.

The legendary Summitt directed Tennessee to eight NCAA National Championships, 31-consecutive NCAA Tournament appearances and 18 NCAA Final Fours. At the conference level, she directed her squads to 16 SEC regular-season titles and 16 SEC tournament championships, including a tourney title in her final season at the helm in 2012.

During her career, Summitt produced 21 WBCA/Kodak/State Farm All-Americans, 39 All-SEC players, 12 Olympians and 34 WNBA draft picks, including 15 first-round selections. The number she was most proud of, however, was the 100-percent graduation rate for the 122 players who completed their careers and earned degrees at Tennessee.

Collecting an incredible array of honors during her career, Summitt was named SEC Coach of the Year eight times - 1993, 1995, 1998, 2001, 2003, 2004, 2007 and 2011. She was named the 1987, 1989, 1994, 1998 and 2004 Naismith Women's College Coach of the Year and WBCA/Converse Coach of the Year in 1983 and 1995 and the IKON/WBCA Coach of the Year in 1998.

Summitt belongs to the FIBA International, Naismith Memorial, Women's Basketball, Women's Sports Foundation, Tennessee Lady Vol, Tennessee Sports, Greater Knoxville Sports, and National Association for Sports and Physical Education Hall of Fame. Her most esteemed honor, however, came on May 29, 2012, when she received the Presidential Medal of Freedom (presented by President Barack Obama) at White House.



### NO. 3 CANDACE PARKER

Guard/Forward/Center » 2004-08 » Naperville, Ill.

The seventh woman and sixth player to be honored with a jersey retirement ceremony at Thompson-Boling Arena was Candace Parker. The 6-foot-4 Parker's banner was unveiled on Jan. 2, 2014, prior to the Lady Vols' SEC opener vs. LSU.

During her three-year playing career, Parker led the Lady Vols to a pair of NCAA Championships in 2007 and 2008, to an SEC regular-season crown in 2007 and to SEC Tournament titles in 2006 and 2008. Tennessee posted a 101-10 overall record during her time at Rocky Top and a 38-4 mark in SEC play.

Parker started 109 of her 110 career games, scoring the third-most points in school history (2,137) and pulling down the sixth-best rebounding tally at 972. She still ranks No. 2 in career double-doubles with 45 and stands tied for No. 2 in career rebounding average (8.8) and No. 4 in career scoring average (19.4).

Not the first player to dunk in the college game or even at Tennessee, Parker did make the dunk a more common occurrence in women's basketball. She was the first to dunk in an NCAA game, doing so twice vs. Army on March 19, 2006. She also set UT records for most dunks in a game (2), season (4) and career (7).

Because of her play, she has earned a plethora of awards. Among them, John R. Wooden and USBWA Player of the Year (2007, 2008), NCAA Tournament Most Outstanding Player (2007, 2008), WBCA All-American (2006, 2007, 2008), SEC Female Athlete of the Year (2008), SEC Player of the Year (2007), Coaches First-Team All-SEC (2006, 2007, 2008), CoSIDA Academic All-American (2007, 2008) and CoSIDA Academic All-American of the Year (2008).

After helping Tennessee win the 2008 NCAA title in Tampa, Fla., Parker was chosen as the first pick of that spring's WNBA Draft by the Los Angeles Sparks, earning league MVP and rookie of the year honors. She also played a key role in the U.S. women winning a gold medal at the 2008 Summer Olympics and has continued to escalate her stature in both the professional ranks and internationally.

GENERAL

STAFF

PLAYERS

REVIEW

HISTORY

FACILITIES

NCAA

SEC

RECORDS

MEDIA INFO





## LADY VOLS IN THE PROFESSIONAL RANKS

Until recently, there have been a limited number of opportunities for women to play basketball in the professional ranks. However, 53 Lady Vols have taken advantage of the opportunity to play past their collegiate days in overseas leagues and in the United States. In 2016, nine #LVFL standouts saw action in the Women's National Basketball Association (WNBA).

### LADY VOLS IN THE WNBA (DURING 2016 SEASON)

**VICKI BAUGH**

2016-present San Antonio Stars  
 2014-15 Tulsa Shock  
 2012 (Drafted) Tulsa Shock

**CIERRA BURDICK**

2015-2016 Atlanta Dream  
 2015 (Drafted) Los Angeles Sparks

**TAMIKA CATCHINGS**

2001-2016 Indiana Fever  
 2012 WNBA Champion  
 2012 WNBA Finals MVP  
 2011 WNBA MVP  
 10-time WNBA All-Star  
 2010, '13, '16 Kim Perrot Sportsmanship Award  
 2005, '06, '09, '10, '12 Defensive Player of the Yr.  
 7-time All-WNBA First Team  
 5-Time All-WNBA Second Team  
 10-time WNBA All-Defensive First Team  
 2002 WNBA Rookie of the Year  
 WNBA Top 20 @ 20

**BASHAARA GRAVES**

2016 (Drafted) Minnesota Lynx  
 2016 Minnesota Lynx

**ISABELLE HARRISON**

2015-present Phoenix Mercury

**GLORY JOHNSON**

2016-present Dallas Wings  
 2012-15 Tulsa Shock  
 2-time WNBA All-Star  
 2012 WNBA All-Rookie Team

**CANDACE PARKER**

2008-present Los Angeles Sparks  
 2016 WNBA Champion  
 2016 WNBA Finals MVP  
 2008 & 2013 WNBA MVP  
 2013 WNBA All-Star Game MVP  
 3-time WNBA All-Star  
 4-time All-WNBA First Team  
 3-time All-WNBA Second Team  
 2009, '12 WNBA All-Defensive Second Team  
 2008 WNBA Rookie of the Year  
 WNBA Top 20 @ 20

**MEIGHAN SIMMONS**

2016-present Atlanta Dream  
 2014 (Drafted) New York Liberty

**SHEKINNA STRICKLEN**

2015-present Connecticut Sun  
 2012-14 Seattle Storm

### ALL-TIME LADY VOL WNBA DRAFT PICKS (37)

Year	Name	Round/Pick	Team
1997	Dena Head	Elite-1st/1st	Utah
1997	Daedra Charles	Elite-1st/8th	Los Angeles
1999	Chamique Holdsclaw	1st/1st	Washington
1999	Tonya Edwards	1st/7th	Minnesota
1999	Lisa Harrison	3rd/34th	Phoenix
1999	Carla McGhee	4th/44th	Orlando
1999	Kellie Jolly	4th/47th	Cleveland
2000	Latina Davis	4th/50th	Indiana
2001	Tamika Catchings	1st/3rd	Indiana
2001	Semeka Randall	2nd/17th	Seattle
2001	Kristen Clement	4th/63rd	Houston
2002	Michelle Snow	1st/10th	Houston
2003	Kara Lawson	1st/5th	Detroit
2003	Gwen Jackson	1st/6th	Indiana
2004	Ashley Robinson	2nd/14th	Phoenix
2004	Tasha Butts	2nd/20th	Minnesota
2005	Loree Moore	1st/10th	New York
2005	Shyra Ely	2nd/14th	San Antonio
2006	Tye'sha Fluker	1st/10th	Charlotte
2006	Shanna Zolman	2nd/16th	San Antonio

Year	Name	Round/Pick	Team
2007	Sidney Spencer	2nd/25th	Los Angeles
2008	Candace Parker	1st/1st	Los Angeles
2008	Alexis Hornbuckle	1st/4th	Detroit
2008	Shannon Bobbitt	2nd/15th	Los Angeles
2008	Nicky Anosike	2nd/16th	Minnesota
2008	Alberta Auguste	3rd/35th	New York
2011	Angie Bjorklund	2nd/17th	Chicago
2012	Shekinna Stricklen	1st/2nd	Seattle
2012	Glory Johnson	1st/4th	Tulsa
2012	Kelley Cain	1st/7th	New York
2012	Vicki Baugh	3rd/25th	Tulsa
2013	Kamiko Williams	2nd/15th	New York
2014	Meighan Simmons	3rd/26th	New York
2015	Isabelle Harrison	1st/12th	Phoenix
2015	Cierra Burdick	2nd/14th	Los Angeles
2015	Ariel Massengale	3rd/29th	Atlanta
2016	Bashaara Graves	2nd/22nd	Minnesota



# LADY VOLS IN THE PROFESSIONAL RANKS (CONTINUED)

## FORMER LADY VOL PRO PLAYERS

### WNBA PLAYERS

#### NICKY ANOSIKE

2012 Los Angeles Sparks  
2011 Washington Mystics  
2008-10 Minnesota Lynx  
2009 WNBA All-Star  
2008 WNBA Rookie Team

#### ALBERTA AUGUSTE

2008 New York Liberty

#### ANGIE BJORKLUND

2011 Chicago Sky

#### SHANNON BOBBITT

2012 Washington Mystics  
2011 Indiana Fever  
2008-09 Los Angeles Sparks

#### TASHA BUTTS

2006 Charlotte Sting  
2004-05 Minnesota Lynx

#### KELLEY CAIN

2014 Connecticut Sun  
2012 New York Liberty

#### DAEDRA CHARLES

1997 Los Angeles Sparks

#### KRISTEN CLEMENT

2001 Houston Comets

#### LATINA DAVIS

2000 Indiana Fever

#### TONYA EDWARDS

2001-02 Charlotte Sting  
2000-01 Phoenix Mercury  
1999-2000 Minnesota Lynx  
1999 WNBA All-Star

#### SHYRA ELY

2011 Indiana Fever  
2009 Chicago Sky  
2007-08 Seattle Storm  
2005-06 San Antonio Silver Stars

#### TYE'SHA FLUKER

2008 Chicago Sky  
2007 Los Angeles Sparks  
2007 Seattle Storm  
2006 Charlotte Sting

#### BRIDGETTE GORDON

1997-98 Sacramento Monarchs

#### LISA HARRISON

1999-'03, '05 Phoenix Mercury

#### DENA HEAD

2000 Phoenix Mercury  
1997-98 Utah Starzz

#### CHAMIQUE HOLDSCLAW

2010 San Antonio Silver Stars  
2009 Atlanta Dream  
2005-07 Los Angeles Sparks  
1999-2004 Washington Mystics  
Six-time WNBA All-Star  
1999 WNBA Rookie of the Year

#### ALEXIS HORNBUCKLE

2012-13 Phoenix Mercury

2010-11 Minnesota Lynx  
2008-2010 Detroit/Tulsa Shock  
2011 WNBA Champions  
2008 WNBA Champions

#### GWEN JACKSON

2004-05 Phoenix Mercury  
2003-04 San Antonio Silver Stars  
2003 Indiana Fever (Drafted)

#### TIFFANI JOHNSON

2000-05 Houston Comets  
1998 Phoenix Mercury  
1998 Sacramento Monarchs  
2000 WNBA Champions

#### KELLIE JOLLY

1999 Cleveland Rockers

#### KARA LAWSON

2014-15 Washington Mystics  
2010-13 Connecticut Sun  
2003-09 Sacramento Monarchs  
2013 Dawn Staley Comm. Assist Award  
2009 & 2012 Kim Perrot Sportsman-ship Award  
2007 WNBA All-Star  
2005 WNBA Champion

#### MICHELLE MARCINIAK

2001-02 Seattle Storm  
2000-01 Portland Fire

#### ARIEL MASSENGALE

2015 Atlanta Dream

#### NIKKI MCCRAY

2006 Chicago Sky  
2005 San Antonio Silver Stars  
2004 Phoenix Mercury  
2002-03 Indiana Fever  
1997-2001 Washington Mystics  
Three-time WNBA All-Star

#### CARLA MCGHEE

1999-2002 Orlando Miracle

#### LOREE MOORE

2005-09 New York Liberty

#### SEMEKA RANDALL

2003-04 San Antonio Silver Stars  
2002 Utah Starzz  
2001-02 Seattle Storm

#### ASHLEY ROBINSON

2013 Seattle Storm  
2012-13 Washington Mystics  
2006-11 Seattle Storm  
2006 Chicago Sky  
2004-05 Phoenix Mercury  
2010 WNBA Champions

#### MICHELLE SNOW

2015 Los Angeles Sparks  
2012-13 Washington Mystics  
2011 Chicago Sky  
2010 San Antonio Silver Stars  
2009 Atlanta Dream  
2002-08 Houston Comets  
2005 & 2006 WNBA All-Star  
2003 WNBA Most improved Player

#### SIDNEY SPENCER

2011 Phoenix Mercury

2009-11 New York Liberty  
2007-08 Los Angeles Sparks

#### KAMIKO WILLIAMS

2013 New York Liberty

#### TIFFANY WOOSLEY

1997-98 Houston Comets  
1997 & 1998 WNBA Champions

#### SHANNA ZOLMAN

2010 Tulsa Shock  
2006-09 San Antonio Silver Stars

### ABL PLAYERS

#### DANA JOHNSON

1996-97 New England Blizzard

#### ABBY CONKLIN

1997-98 Atlanta Glory

#### LATINA DAVIS

1997-98 Columbus Quest  
1996-97 Atlanta Glory

#### TONYA EDWARDS

1996-98 Columbus Quest

#### SHEILA FROST

1996-98 Portland Power

#### LISA HARRISON

1996-98 Columbus Quest,  
Portland Power

#### MICHELLE MARCINIAK

1997-98 Philadelphia Rage,  
Nashville Noise  
1996-97 Portland Power

#### NIKKI MCCRAY

1996-97 Columbus Quest  
1997 ABL MVP

#### CARLA MCGHEE

1996-98 Columbus Quest,  
Nashville Noise  
Atlanta Glory

#### PASHEN THOMPSON

1997-98 Columbus Quest

#### VONDA WARD

1996-97 Colorado Xplosion

### WBL PLAYERS

#### CINDY BROGDON (WBL)

1979-81 St. Louis

#### HOLLY WARLICK (WBL)

1980-81 Nebraska Wranglers

### WPBA PLAYERS

#### LEA HENRY (WPBA)

1984 Houston Shamrocks

#### PAULA TOWNS (WPBA)

1984 Houston Shamrocks

GENERAL

STAFF

PLAYERS

REVIEW

HISTORY

FACILITIES

NCAA

SEC

RECORDS

MEDIA INFO





**LADY VOLS IN THE WNBA DRAFT**

The Lady Vol basketball program has produced 53 professional players over the years, including 42 alumnae who went on to play in the WNBA. Of those 42 who continued their careers at the professional level in the WNBA, 37 were selected on Draft day and 16 were picked in the first round.

Tennessee has placed two or more players in the first round of the draft five times. The 2012 draft was the Lady Vols' best yet, as Shekinna Stricklen (2nd, Seattle), Glory Johnson (4th, Tulsa) and Kelley Cain (7th, New York) all went in the first round. Vicki Baugh was taken in the third round (25th overall pick) by Tulsa.

Candace Parker and Alexis Hornbuckle were taken in 2008. The Sparks chose Parker with the first overall pick. Hornbuckle followed closely behind as the Shock picked her up with the fourth selection.

Dena Head and Daedra Charles were selected first and eighth respectively in the 1997 draft. Lady Vols doubled up again in 1999, with Chamique Holdsclaw going first to the Mystics and Tonya Edwards going seventh to the Lynx. Kara Lawson and Gwen Jackson were taken with back-to-back picks in 2003, with Lawson going fifth to the Shock and Jackson going sixth to the Fever.

**LADY VOLS TAKEN IN THE WNBA FIRST ROUND (16)**

Player	Year	Pick	Team
Dena Head	1997 (Elite Draft)	1	Utah Starzz
Daedra Charles	1997 (Elite Draft)	8	Los Angeles Sparks
Chamique Holdsclaw	1999	1	Washington Mystics
Tonya Edwards	1999	7	Minnesota Lynx
Tamika Catchings	2001	3	Indiana Fever
Michelle Snow	2002	10	Houston Comets
Kara Lawson	2003	5	Detroit Shock
Gwen Jackson	2003	6	Indiana Fever
Loree Moore	2005	10	New York Liberty
Tye'sha Fluker	2006	10	Charlotte Sting
Candace Parker	2008	1	Los Angeles Sparks
Alexis Hornbuckle	2008	4	Detroit Shock
Shekinna Stricklen	2012	2	Seattle Storm
Glory Johnson	2012	4	Tulsa Shock
Kelley Cain	2012	7	New York Liberty
Isabelle Harrison	2015	12	Phoenix Mercury

**ALL-TIME LADY VOL TEAMS**

**1973-74 » 25-2 » 3RD AIAW REGION II**

10	Sandy Carter	FR	5-6	Nashville, TN
12	Nancy Bowman	JR	5-4	Lenoir City, TN
20	Dianne Brady	JR	5-2	Calhoun, TN
22	Joy Scruggs	JR	5-3	Cleveland, TN
24	Melinda Borthick	SR	5-4	Springfield, TN
30	Sue Thomas	FR	5-8	Maryville, TN
32	Jackie Watson	FR	5-8	Crossville, TN
40	Aimee Fuller	FR	5-7	Knoxville, TN
42	Jackie Dunbar	JR	5-7	Portland, TN
44	Gloria Scott	JR	5-11	Knoxville, TN
50	Maria Hohne	FR	6-2	Lewisburg, TN
52	Gail Dobson	JR	5-9	Greeneville, TN
	Sue Groves			
	Kyran Lenahan			
	Sue Schultze			

**1974-75 » 16-8 » STATE TOURNAMENT**

10	Liza Graves	FR	G	5-5	Knoxville, TN
12	Nancy Bowman	SR	G	5-3	Lenoir City, TN
14	Janice Koehler	SO	G	5-6	Nashville, TN
20	Dianne Brady	SR	G	5-2	Calhoun, TN
22	Joy Scruggs	SR	G	5-1	Cleveland, TN
24	Cindy Boggs	SR	G	5-6	Ducktown, TN
30	Sue Thomas	SO	F	5-8	Maryville, TN
32	Jackie Watson	SO	G	5-6	Crossville, TN
34	Suzanne Barbre	FR	G	5-8	Morristown, TN
40	Marcia Garner	JR	F	5-8	Maryville, TN
52	Gail Dobson	SR	C	5-10	Greeneville, TN

**1975-76 » 16-11 » REGIONAL TOURNAMENT**

10	Liza Graves	SO	G	5-5	Knoxville, TN
12	Fonda Bondurant	FR	G	5-6	South Fulton, TN
14	Janice Koehler	JR	G	5-6	Nashville, TN
30	Sue Thomas	JR	F	5-8	Maryville, TN
32	Jackie Watson	JR	F	5-8	Crossville, TN
34	Suzanne Barbre	SO	G	5-8	Morristown, TN
40	Marcia Garner	SR	F	5-8	Maryville, TN
42	Lisa McGill	FR	C	5-9	Gatlinburg, TN
44	Jane Pemberton	FR	C	5-10	Deer Lodge, TN
52	Kathie Greene	FR	C	6-1	New Market, TN



# ALL-TIME LADY VOL TEAMS (CONTINUED)

## ■ 1976-77 » 28-5 » 3RD AIAW NATIONAL CHAMPIONSHIPS

**Starting poll position:** 17th (12-8-76)  
**Highest 1976-77 ranking:** 5th (3-16-77)  
**Lowest 1976-77 ranking:** 19th (12-15-76)  
**Final 1976-77 poll position:** 5th (3-16-77)  
**Actual AIAW finish:** 3rd in nation

No.	Name	Year	Pos.	Ht.	Hometown	PPG	RPG	FG-Pct.	FT-Pct.
12	Fonda Bondurant	SO	F	5-8	South Fulton, TN	2.1	.87	.500	.792
14	Sherri Fancher	FR	G/F	5-7	Newport, TN	2.0	.86	.432	.687
20	Susie Davis	FR	F	5-8	Hohenwald, TN	2.1	1.6	.344	.476
22	*Holly Warlick	FR	F/G	5-7	Knoxville, TN	5.4	3.8	.383	.489
24	*Lisa McGill	SO	F/G	5-10	Gatlinburg, TN	8.2	6.4	.431	.708
30	*Sue Thomas	SR	F	5-8	Maryville, TN	11.3	6.1	.479	.800
32	Jackie Watson	SR	F	5-8	Crossville, TN	4.9	3.8	.405	.512
34	*Suzanne Barbre	JR	F	5-7	Morristown, TN	11.0	4.3	.486	.557
40	Kathy O'Neil	FR	C	5-11	Newport, TN	3.1	2.3	.404	.594
44	*Patricia Roberts	SR	F/C	6-1	Monroe, GA	29.9	14.2	.646	.748
52	Emily Roberts	FR	C	5-9	Sharon, TN	2.8	2.3	.443	.692

## ■ 1977-78 » 27-4 » #1 IN THE FINAL AP TOP 20

**Starting poll position:** 1st (11-25-77)  
**Highest 1977-78 ranking:** 1st (six times)  
**Lowest 1977-78 ranking:** 5th (12-14-77)  
**Final 1977-78 poll position:** 1st (3-15-78)  
**Actual AIAW finish:** Lost in South Satellite Final

No.	Name	Year	Pos.	Ht.	Hometown	PPG	RPG	FG-Pct.	FT-Pct.
12	Liza Graves	SR	G	5-5	Knoxville, TN	0.3	0.6	.300	.000
14	Sherri Fancher	SO	G	5-7	Knoxville, TN	2.1	1.0	.350	.750
15	Leanne Hance	JR	F	5-7	Morristown, TN	0.2	1.2	.400	.333
20	Susie Davis	SO	F	5-8	Hohenwald, TN	1.9	1.5	.400	.461
22	*Holly Warlick	SO	G	5-7	Knoxville, TN	6.6	2.9	.486	.531
30	*Zandra Montgomery	JR	F	5-10	Cleveland, TN	13.5	6.0	.490	.732
31	Jan Seay	JR	G	5-8	Albany, GA				
34	*Suzanne Barbre	SR	F	5-7	Morristown, TN	16.0	4.0	.504	.642
40	Kathy O'Neil	SO	C	5-11	Newport, TN	4.9	3.5	.432	.561
44	*Cindy Brogdon	JR	F	5-10	Buford, GA	21.7	7.6	.482	.864
52	*Debbie Groover	FR	C	6-0	Canton, GA	10.1	5.5	.468	.777
55	Cindy Ely	FR	C	6-1	Canton, GA	5.7	5.1	.479	.533

## ■ 1978-79 » 30-9 » 3RD AIAW NATIONAL CHAMPIONSHIPS

**Starting poll position:** 1st (11-25-78)  
**Highest 1978-79 ranking:** 1st (three times)  
**Lowest 1978-79 ranking:** 8th (3-6-79)  
**Final 1978-79 poll position:** 3rd (3-20-79)  
**Actual AIAW finish:** 3rd in nation

No.	Name	Year	Pos.	Ht.	Hometown	PPG	RPG	FG-Pct.	FT-Pct.
14	Sherri Fancher	JR	G	5-7	Newport, TN	1.1	1.0	.250	.566
20	Susie Davis	JR	F	5-8	Hohenwald, TN	0.7	1.3	.290	.400
22	*Holly Warlick	JR	G	5-7	Knoxville, TN	6.4	3.9	.438	.690
24	Lisa McGill	JR	F	5-10	Gatlinburg, TN	1.4	1.0	.333	.533
30	Zandra Montgomery	SR	F	5-10	Cleveland, TN	6.8	3.7	.470	.630
31	Jerilynn Harper	FR	C	6-1	Jefferson City, TN	9.9	4.6	.560	.730
32	*Cindy Noble	SO	C	6-5	Clarksburg, OH	12.8	6.2	.582	.760
34	Susan Clower	FR	G	5-8	Kingston, TN	2.1	1.0	.357	.620
40	*Kathy O'Neil	JR	F	5-11	Newport, TN	6.8	4.2	.486	.650
44	*Cindy Brogdon	SR	F	5-10	Buford, GA	20.1	4.7	.497	.813
52	*Debbie Groover	SO	C	6-0	Canton, GA	12.1	8.7	.520	.820
55	Cindy Ely	SO	C	6-1	Canton, GA	7.0	6.7	.480	.606

\* - Designates Starter

GENERAL

STAFF

PLAYERS

REVIEW

HISTORY

FACILITIES

NCAA

SEC

RECORDS

MEDIA INFO





## ALL-TIME LADY VOL TEAMS (CONTINUED)

**1979-80 » 33-5 » SEC CHAMPIONS/SEC TOURNAMENT CHAMPIONS/  
2ND AIAW CHAMPIONSHIPS**

**Starting poll position:** 4th (11-25-79)  
**Highest 1979-80 ranking:** 2nd (3-18-80)  
**Lowest 1979-80 ranking:** 6th (1-29-80)  
**Final 1979-80 poll position:** 2nd (3-18-80)  
**Actual AIAW finish:** 2nd in nation

No.	Name	Year	Pos.	Ht.	Hometown	PPG	RPG	FG-Pct.	FT-Pct.
13	*Jill Rankin	SR	C	6-3	Phillips, TX	19.2	7.3	.552	.802
22	*Holly Warlick	SR	G	5-7	Knoxville, TN	6.9	3.3	.429	.590
24	Becky Clark	FR	G	5-8	Memphis, TN				
32	*Cindy Noble	JR	C	6-5	Clarksburg, OH	17.8	7.6	.678	.796
34	Susan Clower	SO	G	5-9	Kingston, TN	3.4	2.1	.333	.853
40	Kathy O'Neil	SR	F	5-11	Newport, TN	5.5	3.8	.415	.602
42	Susan Foulds	JR	F	5-11	Annandale, VA	1.6	1.6	.333	.500
44	*Lea Henry	FR	G	5-4	Damascus, GA	8.6	2.0	.460	.470
51	Bev Curtis	FR	F	6-0	Acworth, GA				
52	*Debbie Groover	JR	F	6-0	Canton, GA	11.5	7.1	.524	.743
55	Cindy Ely	JR	C	6-1	Canton, GA	3.2	3.6	.369	.640

**1980-81 » 25-6 » 2ND AIAW CHAMPIONSHIPS**

**Starting poll position:** 3rd (11-25-80)  
**Highest 1980-81 ranking:** 2nd (twice)  
**Lowest 1980-81 ranking:** 11th (2-3-81)  
**Final 1980-81 poll position:** 2nd (3-26-81)  
**Actual AIAW finish:** 2nd in nation

No.	Name	Year	Pos.	Ht.	Hometown	PPG	RPG	FG-Pct.	FT-Pct.
13	Susan Foulds	SR	F	5-11	Annandale, VA	0.5	0.4	.400	.000
14	*Mary Ostrowski	FR	F/C	6-2	Parkersburg, WV	11.4	7.0	.537	.730
20	Pat Hatmaker	FR	G	5-8	Knoxville, TN	2.5	1.1	.354	.689
23	Mina Todd	FR	G	5-10	Murray, KY				
24	Tanya Haave	FR	F/C	6-2	Evergreen, CO	8.3	3.5	.527	.829
32	*Cindy Noble	SR	C	6-5	Clarksburg, OH	14.6	7.4	.597	.738
34	*Susan Clower	JR	G	5-9	Kingston, TN	4.3	2.3	.401	.778
40	Lynne Collins	FR	F	6-0	Blacksburg, VA	4.0	2.5	.449	.658
44	*Lea Henry	SO	G	5-4	Damascus, GA	10.6	2.2	.514	.651
51	Paula Towns	FR	F	6-1	Fort Valley, GA	1.7	2.5	.344	.642
52	*Debbie Groover	SR	F	6-0	Canton, GA	11.5	5.7	.457	.747
55	Cindy Ely	SR	C	6-2	Canton, GA	4.6	3.6	.510	.741

**1981-82 » 22-10 » 3RD NCAA CHAMPIONSHIPS**

**Starting poll position:** 2nd (11-18-81)  
**Highest 1981-82 ranking:** 2nd (11-18-81)  
**Lowest 1981-82 ranking:** NR (1-10-82/1-31-82)  
**Final 1981-82 poll position:** 4th (3-27-82)  
**Actual NCAA finish:** 3rd in nation

No.	Name	Year	Pos.	Ht.	Hometown	PPG	RPG	FG-Pct.	FT-Pct.
14	*Mary Ostrowski	SO	F	6-2	Parkersburg, WV	16.4	9.1	.527	.724
20	Gina Bozeman	FR	G	5-6	Sylvester, GA				
24	Pat Hatmaker	SO	G	5-8	Knoxville, TN	1.5	0.7	.454	.700
30	*Shelia Collins	FR	G/F	5-9	Colbert, GA	14.2	6.4	.458	.586
34	Susan Clower	SR	G	5-9	Kingston, GA	1.6	1.5	.278	.727
35	Linda Ray	FR	F	5-9	Norris, TN				
40	Lynne Collins	SO	F	6-0	Blacksburg, VA	3.2	2.2	.486	.167
44	*Lea Henry	JR	G	5-4	Damascus, GA	7.3	1.3	.414	.615
45	*Tanya Haave	SO	F	6-2	Evergreen, CO	15.7	7.4	.581	.920
51	Sonya Cannon	FR	F	5-8	Maryville, TN				
52	Tammy Larkey	FR	C	6-5	Gray, TN	4.5	4.1	.500	.667
55	*Paula Towns	SO	C	6-1	Fort Valley, GA	11.4	6.3	.580	.708



# ALL-TIME LADY VOL TEAMS (CONTINUED)

## 1982-83 » 25-8 » 2ND NCAA MIDEAST REGIONALS

Starting poll position: 4th (11-18-82)  
 Highest 1982-83 ranking: 4th (2-13-83)  
 Lowest 1982-83 ranking: 12th (1-2-83)  
 Final 1982-83 poll position: 10th (3-18-83)  
 Actual NCAA finish: Lost in Mideast Regional Final

No.	Name	Year	Pos.	Ht.	Hometown	PPG	RPG	FG-Pct.	FT-Pct.
10	Pam Marr	FR	G	5-6	Winter Park, FL	1.7	1.0	.380	.767
14	*Mary Ostrowski	JR	F	6-2	Parkersburg, WV	13.5	7.7	.586	.702
24	*Pat Hatmaker	JR	G	5-8	Knoxville, TN	5.9	2.2	.434	.785
30	Shelia Collins	SO	G/F	5-9	Colbert, GA	8.5	3.2	.500	.689
35	Linda Ray	SO	F	5-9	Norris, TN	1.7	1.1	.428	.600
40	Lynne Collins	JR	F	6-0	Blacksburg, VA	6.9	3.7	.624	.690
42	Pam Cook	FR	G	5-7	Duluth, GA	3.8	2.2	.513	.667
44	*Lea Henry	SR	G	5-4	Damascus, GA	7.5	1.9	.471	.723
45	*Tanya Haave	JR	F	6-2	Evergreen, CO	18.6	7.5	.506	.839
50	Karen Morton	FR	C	6-3	Lake City, TN	11.7	5.5	.556	.812
51	Sonya Cannon	SO	F	5-8	Maryville, TN	1.6	0.2	.384	.500
52	Tammy Larkey	SO	C	6-5	Gray, TN				
55	*Paula Towns	JR	C	6-1	Fort Valley, GA	11.1	7.4	.528	.656

## 1983-84 » 23-10 » 2ND NCAA CHAMPIONSHIPS

Starting poll position: 5th (11-18-83)  
 Highest 1983-84 ranking: 5th (11-27-83)  
 Lowest 1983-84 ranking: 15th (3-11-84)  
 Final 1983-84 poll position: 15th (3-11-84)  
 Actual NCAA finish: 2nd in nation

No.	Name	Year	Pos.	Ht.	Hometown	PPG	RPG	FG-Pct.	FT-Pct.
10	Pam Marr	SO	G	5-6	Winter Park, FL	2.2	0.5	.372	.607
14	*Mary Ostrowski	SR	F	6-2	Parkersburg, WV	17.8	9.2	.523	.806
15	Kristie Snyder	SO	G	5-6	Knoxville, TN	0.0	0.0	.000	.000
23	Shelley Sexton	FR	G	5-7	Lake City, TN	0.3	0.4	.000	.000
24	*Pat Hatmaker	SR	G	5-8	Knoxville, TN	3.7	1.3	.372	.607
30	*Shelia Collins	JR	G	5-9	Colbert, GA	11.6	3.8	.440	.642
34	Lisa Webb	FR	G	5-9	Milledgeville, GA	2.0	0.9	.500	.400
35	Linda Ray	JR	F	5-9	Norris, TN				
40	Lynne Collins	SR	F	6-0	Blacksburg, VA	5.4	3.1	.491	.461
42	Valerie Freeman	FR	F	5-11	Milledgeville, GA	1.0	1.0	.285	.142
44	Cheryl Littlejohn	FR	C	6-3	Gastonia, NC	1.9	0.6	.636	.375
45	*Tanya Haave	SR	F	6-2	Evergreen, CO	16.3	6.2	.543	.730
51	Sonya Cannon	JR	F	5-8	Maryville, TN	0.0	1.0	.000	.000
53	Amy Gamble	FR	F	5-10	Glendale, WV	0.5	1.3	.153	.000
55	*Paula Towns	SR	C	6-1	Fort Valley, GA	9.4	7.8	.532	.758

## 1984-85 » 22-10 » SEC CHAMPIONS/SEC TOURNAMENT CHAMPIONS/ 3RD NCAA MIDEAST REGIONAL

Starting poll position: 14th (11-18-84)  
 Highest 1984-85 ranking: 12th (11-26-84)  
 Lowest 1984-85 ranking: NR (12-16-84/2-10-85)  
 Final 1984-85 poll position: 13th (3-10-85)  
 Actual NCAA finish: Lost in Mideast Regional Semifinal

No.	Name	Year	Pos.	Ht.	Hometown	PPG	RPG	FG-Pct.	FT-Pct.
4	*Dawn Marsh	FR	G	5-6	Alcoa, TN	5.9	1.4	.496	.856
10	Pam Marr	JR	G	5-6	Winter Park, FL	2.5	1.3	.415	.170
11	*Kathy Spinks	FR	F	6-2	Forest Hills, KY	3.2	2.5	.379	.620
14	Sherry Bostic	FR	F	5-11	LaFollette, TN	1.4	1.3	.250	.857
23	*Shelley Sexton	SO	G	5-7	Lake City, TN	8.1	2.3	.462	.623
30	*Shelia Collins	SR	G	5-9	Colbert, GA	18.2	9.4	.438	.788
32	Jennifer Tuggle	FR	F	6-2	Etowah, TN	5.8	3.3	.496	.889
34	Lisa Webb	SO	F	5-9	Milledgeville, GA	11.6	6.0	.506	.636
35	Linda Ray	SR	F	5-9	Norris, TN	0.0	1.0	.000	.000
42	Valerie Freeman	SO	F	6-0	Milledgeville, GA	11.9	5.7	.494	.622
44	Cheryl Littlejohn	SO	C	6-3	Gastonia, NC	1.4	1.7	.512	.684
51	Sonya Cannon	SR	F	5-8	Maryville, TN	0.2	0.5	.000	.500
53	Amy Gamble	SO	F	5-10	Glendale, WV				
55	*Karla Horton	FR	C	6-2	Kershaw, SC	7.7	7.2	.487	.667



## ALL-TIME LADY VOL TEAMS (CONTINUED)

### ■ 1985-86 » 24-10 » 3RD NCAA CHAMPIONSHIPS

**Starting poll position:** 9th (11-12-85)  
**Highest 1985-86 ranking:** 9th (11-12-85)  
**Lowest 1985-86 ranking:** 15th (3-9-86)  
**Final 1985-86 poll position:** 15th (3-9-86)  
**Actual NCAA finish:** 3rd in nation

No.	Name	Year	Pos.	Ht.	Hometown	PPG	RPG	FG-Pct.	FT-Pct.
4	*Dawn Marsh	SO	G	5-6	Alcoa, TN	5.7	1.9	.411	.683
10	Pam Marr	SR	G	5-6	Winter Park, FL	1.7	0.9	.309	.647
11	Kathy Spinks	SO	C	6-2	Forest Hills, KY	5.7	3.6	.469	.588
12	*Sheila Frost	FR	C	6-4	Pulaski, TN	12.2	9.4	.580	.525
14	Sherry Bostic	SO	G/F	5-11	LaFollette, TN	4.5	2.4	.510	.711
23	*Shelley Sexton	JR	G	5-7	Lake City, TN	12.2	3.3	.487	.644
30	*Bridgette Gordon	FR	F	6-0	DeLand, FL	14.2	6.2	.480	.633
32	Jennifer Tuggle	SO	F	6-2	Etowah, TN	4.2	1.4	.563	.600
34	Lisa Webb	JR	F/C	5-9	Milledgeville, GA				
35	Melissa McCray	FR	G/F	5-10	Johnson City, TN	7.3	2.7	.512	.755
42	Valerie Freeman	JR	F	6-0	Milledgeville, GA				
44	Cheryl Littlejohn	JR	C	6-3	Gastonia, NC	3.1	1.8	.494	.633
51	Lesia Cecil	FR	G	5-2	Helenwood, TN	0.8	0.3	.500	.333
55	*Karla Horton	SO	C	6-2	Kershaw, SC	10.7	9.2	.497	.594

### ■ 1986-87 » 28-6 » NCAA NATIONAL CHAMPIONS

**Starting poll position:** 3rd (11-18-86)  
**Highest 1986-87 ranking:** 1st (three times)  
**Lowest 1986-87 ranking:** 9th (2-16-87)  
**Final 1986-87 poll position:** 7th (3-10-87)  
**Actual NCAA finish:** NCAA CHAMPIONS

No.	Name	Year	Pos.	Ht.	Hometown	PPG	RPG	FG-Pct.	FT-Pct.
4	*Dawn Marsh	JR	G	5-6	Alcoa, TN	5.2	1.6	.484	.723
11	Kathy Spinks	JR	F/C	6-2	Forest Hills, KY	4.1	2.7	.455	.532
12	*Sheila Frost	SO	C	6-4	Pulaski, TN	11.3	6.4	.590	.598
14	Gay Townson	JR	F	5-9	Loudon, TN	0.8	0.2	.500	1.000
23	*Shelley Sexton	SR	G	5-7	Lake City, TN	8.2	2.8	.459	.689
24	Carla McGhee	FR	F	6-3	Peoria, IL	4.3	3.3	.474	.688
30	*Bridgette Gordon	SO	F	6-0	DeLand, FL	16.4	6.8	.484	.719
32	Jennifer Tuggle	RS-SO	F	6-2	Etowah, TN	2.5	1.1	.468	.571
33	Tonya Edwards	FR	G	5-10	Flint, MI	8.9	2.7	.432	.788
34	Lisa Webb	JR	F	5-9	Milledgeville, GA	4.5	2.2	.467	.769
35	Melissa McCray	SO	G/F	5-10	Johnson City, TN	5.5	2.2	.438	.743
40	Sabrina Mott	FR	G	5-9	Brentwood, TN	0.7	0.4	.000	.700
44	Cheryl Littlejohn	SR	C	6-3	Gastonia, NC	1.9	1.3	.467	.692
55	*Karla Horton	JR	F/C	6-2	Kershaw, SC	9.8	6.8	.459	.717

### ■ 1987-88 » 31-3 » SEC TOURNAMENT CHAMPIONS/3RD NCAA CHAMPIONSHIPS

**Starting poll position:** 1st (11-23-87)  
**Highest 1987-88 ranking:** 1st (three times)  
**Lowest 1987-88 ranking:** 4th (2-8-88)  
**Final 1987-88 poll position:** 1st (3-14-88)  
**Actual NCAA finish:** 3rd in nation

No.	Name	Year	Pos.	Ht.	Hometown	PPG	RPG	FG-Pct.	FT-Pct.
4	*Dawn Marsh	SR	G	5-6	Alcoa, TN	5.7	1.9	.511	.853
11	Kathy Spinks	SR	C	6-2	Forest Hills, KY	5.5	3.1	.594	.683
12	*Sheila Frost	JR	C	6-4	Pulaski, TN	14.6	7.9	.615	.645
14	Gay Townson	JR	F	5-9	Loudon, TN				
23	Kris Durham	FR	G	5-8	Dunellen, NJ	6.5	1.4	.497	.734
24	Carla McGhee	SO	F	6-3	Peoria, IL				
30	*Bridgette Gordon	JR	F	6-0	DeLand, FL	20.8	6.8	.541	.702
32	Jennifer Tuggle	JR	F	6-2	Etowah, TN	6.0	2.8	.490	.765
33	Tonya Edwards	SO	G	5-10	Flint, MI	12.9	4.9	.456	.742
34	*Lisa Webb	SR	F	5-9	Milledgeville, GA	9.5	7.3	.477	.750
35	*Melissa McCray	JR	G/F	5-10	Morristown, TN	5.9	2.8	.401	.714
42	Pearl Moore	FR	F	6-2	Harriman, TN	4.6	3.5	.549	.487



# ALL-TIME LADY VOL TEAMS (CONTINUED)

## ■ 1988-89 » 35-2 » SEC TOURNAMENT CHAMPIONS/NCAA NATIONAL CHAMPIONS

Starting poll position: 1st (11-21-88)  
 Highest 1988-89 ranking: 1st (11-21-88/1-2-89, 3-13-89)  
 Lowest 1988-89 ranking: 3rd (2-13-89)  
 Final 1988-89 poll position: 1st (3-13-89)  
 Actual NCAA finish: *NCAA CHAMPIONS*

No.	Name	Year	Pos.	Ht.	Hometown	PPG	RPG	FG-Pct.	FT-Pct.
5	Regina Clark	FR	G	5-8	Saginaw, MI	5.2	2.2	.449	.682
11	*Dena Head	FR	G	5-10	Canton, MI	6.5	3.0	.443	.747
12	*Sheila Frost	SR	C	6-4	Pulaski, TN	13.7	6.7	.578	.678
23	Kris Durham	SO	G	5-8	Dunellen, NJ				
24	*Carla McGhee	SO	C/F	6-3	Peoria, IL	5.3	5.4	.528	.506
30	*Bridgette Gordon	SR	F	6-0	DeLand, FL	20.4	7.0	.535	.697
32	Daedra Charles	SO	C	6-3	Detroit, MI	9.8	6.7	.539	.567
33	Tonya Edwards	JR	G	5-10	Flint, MI	9.7	3.0	.452	.797
34	Kelli Casteel	FR	F	6-2	Maryville, TN	3.8	1.9	.698	.633
35	*Melissa McCray	SR	G	5-10	Morristown, TN	6.4	3.1	.413	.788
42	Pearl Moore	SO	C	6-2	Harriman, TN				
50	Debbie Scott	FR	F	6-1	Gallatin, TN	4.5	1.8	.486	.565
52	Debbie Hawhee	FR	F	6-1	Greeneville, TN	2.6	1.4	.404	.730

## ■ 1989-90 » 27-6 » SEC CHAMPIONS/2ND NCAA EAST REGIONAL

Starting poll position: 2nd (11-20-89)  
 Highest 1989-90 ranking: 1st (11-27/12-4-89)  
 Lowest 1989-90 ranking: 7th (12-24-89)  
 Final 1989-90 poll position: 4th (3-12-90)  
 Actual NCAA finish: Lost in East Regional Final

No.	Name	Year	Pos.	Ht.	Hometown	PPG	RPG	FG-Pct.	FT-Pct.
3	Jody Adams	FR	G	5-4	Cleveland, TN	6.4	1.7	.384	.831
5	Regina Clark	SO	G	5-8	Saginaw, MI	3.0	1.4	.385	.529
11	*Dena Head	SO	G	5-10	Canton, MI	11.4	5.3	.451	.723
21	Lisa Harrison	FR	F	6-0	Louisville, KY	7.7	4.8	.467	.631
24	*Carla McGhee	JR	F/C	6-3	Peoria, IL	9.0	6.8	.484	.691
32	*Daedra Charles	JR	C	6-3	Detroit, MI	15.9	8.7	.551	.561
33	*Tonya Edwards	SR	G	5-10	Flint, MI	11.3	3.2	.426	.761
34	Kelli Casteel	SO	C	6-2	Maryville, TN	5.4	2.7	.528	.644
42	Pearl Moore	SO	C	6-2	Harriman, TN	1.1	1.9	.333	.500
44	Melissa Smith	FR	F/C	6-2	Schofield, WI	1.4	1.2	.368	.500
50	*Debbie Scott	SO	F	6-0	Gallatin, TN	5.0	2.0	.468	.654
52	Debbie Hawhee	SO	F	6-1	Greeneville, TN	4.0	1.9	.535	.742

## ■ 1990-91 » 30-5 » NCAA NATIONAL CHAMPIONS

Starting poll position: 6th (11-19-90)  
 Highest 1990-91 ranking: 2nd (1-15-91)  
 Lowest 1990-91 ranking: 10th (12-11-90)  
 Final 1990-91 poll position: 4th (3-12-91)  
 Actual NCAA finish: *NCAA CHAMPIONS*

No.	Name	Year	Pos.	Ht.	Hometown	PPG	RPG	FG-Pct.	FT-Pct.
3	*Jody Adams	SO	G	5-4	Cleveland, TN	8.5	2.3	.460	.769
5	Regina Clark	JR	G	5-8	Saginaw, MI	3.0	0.9	.390	.656
11	*Dena Head	JR	G	5-10	Canton, MI	13.1	5.7	.505	.713
15	Marlene Jeter	SO	C	6-0	Carlisle, SC	3.7	2.4	.414	.606
20	Peggy Evans	FR	C	6-0	Detroit, MI	8.5	5.7	.537	.744
21	*Lisa Harrison	SO	F	6-0	Louisville, KY	7.6	5.7	.397	.508
32	*Daedra Charles	SR	C	6-3	Detroit, MI	17.3	9.2	.561	.585
33	Nikki Caldwell	FR	G	5-10	Oak Ridge, TN	8.6	1.6	.393	.657
34	*Kelli Casteel	JR	C	6-2	Maryville, TN	7.9	4.1	.525	.672
50	Tamara Carver	FR	G	5-6	Cosby, TN	1.0	0.3	.500	.000
52	Debbie Hawhee	JR	F	6-1	Greeneville, TN	3.0	1.9	.404	.548

GENERAL

STAFF

PLAYERS

REVIEW

HISTORY

FACILITIES

NCAA

SEC

RECORDS

MEDIA INFO





## ALL-TIME LADY VOL TEAMS (CONTINUED)

## ■ 1991-92 » 28-3 » SEC TOURNAMENT CHAMPIONS/3RD NCAA MIDEAST REGIONAL

**Starting poll position:** 1st (11-19-91)  
**Highest 1991-92 ranking:** 1st (four times)  
**Lowest 1991-92 ranking:** 4th (2-3-92)  
**Final 1991-92 poll position:** 2nd (3-16-92)  
**Actual NCAA finish:** Lost in Mideast Regional Semifinal

No.	Name	Year	Pos.	Ht.	Hometown	PPG	RPG	FG-Pct.	FT-Pct.
3	*Jody Adams	JR	G	5-5	Cleveland, TN	5.6	1.4	.426	.833
5	Regina Clark	SR	G	5-9	Saginaw, MI	2.3	0.6	.303	.619
10	Tiffany Woosley	FR	G	5-6	Tullahoma, TN	8.9	2.1	.424	.794
11	*Dena Head	SR	G	5-11	Canton, MI	13.7	5.2	.487	.716
15	Marlene Jeter	JR	F/C	5-11	Carlisle, SC	2.0	1.5	.250	.857
20	*Peggy Evans	SO	F	6-0	Detroit, MI	14.8	6.5	.531	.573
21	Lisa Harrison	JR	F	6-0	Louisville, KY	5.6	5.2	.393	.727
23	*Nikki McCray	SO	F	5-11	Collierville, TN	6.9	3.7	.500	.736
24	Vonda Ward	FR	C	6-6	Northfield, OH	5.5	3.8	.491	.652
33	Nikki Caldwell	SO	G	5-11	Oak Ridge, TN	3.7	2.2	.314	.659
34	*Kelli Casteel	SR	C	6-2	Maryville, TN	8.8	4.7	.511	.700
42	Rochone Dilligard	FR	F/C	6-1	Lebanon, TN	2.1	1.4	.500	.417
52	Debbie Hawhee	SR	F	6-1	Greeneville, TN	1.9	1.6	.310	.800
53	Dana Johnson	FR	C	6-2	Baltimore, MD	7.8	5.6	.479	.576

## ■ 1992-93 » 29-3 » SEC CHAMPIONS/2ND NCAA MIDEAST REGIONAL

**Starting poll position:** 2nd (11-30-92)  
**Highest 1992-93 ranking:** 1st (nine times)  
**Lowest 1992-93 ranking:** 2nd (3-16-93)  
**Final 1992-93 poll position:** 2nd (3-16-93)  
**Actual NCAA finish:** Lost in Mideast Regional Final

No.	Name	Year	Pos.	Ht.	Hometown	PPG	RPG	FG-Pct.	FT-Pct.
3	Jody Adams	SR	G	5-5	Cleveland, TN	3.6	0.8	.357	.500
5	Latina Davis	FR	G	5-6	Winchester, TN	6.0	3.1	.362	.740
10	*Tiffany Woosley	SO	G	5-6	Shelbyville, TN	11.5	2.4	.370	.827
20	*Peggy Evans	JR	C	6-0	Detroit, MI	11.4	6.2	.463	.639
21	*Lisa Harrison	SR	F	6-0	Louisville, KY	14.0	9.4	.468	.621
23	*Nikki McCray	JR	F	5-11	Collierville, TN	10.9	4.5	.465	.722
24	*Vonda Ward	SO	C	6-6	Northfield, OH	8.9	7.8	.449	.678
33	Nikki Caldwell	JR	G	5-11	Oak Ridge, TN	5.3	2.3	.322	.722
42	Rochone Dilligard	SO	F/C	6-1	Lebanon, TN	2.2	2.1	.500	.455
44	Michelle Johnson	FR	F	6-0	Shelbyville, TN	1.5	1.4	.250	.706
53	Dana Johnson	SO	C	6-2	Baltimore, MD	10.9	5.7	.534	.587

## ■ 1993-94 » 31-2 » SEC CHAMPIONS/SEC TOURNAMENT CHAMPIONS/3RD NCAA MIDEAST REGIONAL

**Starting poll position:** 1st (11-16-93)  
**Highest 1993-94 ranking:** 1st (14 times)  
**Lowest 1993-94 ranking:** 2nd (three times)  
**Final 1993-94 poll position:** 1st (3-14-94)  
**Actual NCAA finish:** Lost in Mideast Regional Semifinal

No.	Name	Year	Pos.	Ht.	Hometown	PPG	RPG	FG-Pct.	FT-Pct.
3	Michelle Marciniak	SO	G	5-9	Macungie, PA	6.2	1.8	.405	.688
5	Latina Davis	SO	G	5-6	Winchester, TN	7.7	3.5	.485	.879
10	*Tiffany Woosley	JR	G	5-6	Shelbyville, TN	11.9	2.0	.453	.880
23	*Nikki McCray	JR	F	5-11	Collierville, TN	16.3	7.0	.506	.703
24	*Vonda Ward	JR	C	6-6	Northfield, OH	8.4	6.5	.438	.703
25	Tanika Smith	FR	G	5-8	Knoxville, TN	0.7	1.2	.278	.647
33	*Nikki Caldwell	SR	G	5-11	Oak Ridge, TN	5.7	2.8	.345	.743
42	Rochone Dilligard	JR	F/C	6-1	Lebanon, TN	2.5	1.6	.424	.645
44	Pashen Thompson	FR	F	6-1	Philadelphia, MS	5.8	5.6	.441	.733
52	Abby Conklin	FR	F	6-3	Charlestown, IN	4.8	2.3	.496	.775
53	*Dana Johnson	JR	C	6-2	Baltimore, MD	13.8	7.3	.546	.637



# ALL-TIME LADY VOL TEAMS (CONTINUED)

## ■ 1994-95 » 34-3 » SEC CHAMPIONS/2ND NCAA CHAMPIONSHIPS

Starting poll position: 1st (11-21-94)  
 Highest 1994-95 ranking: 1st (8 times)  
 Lowest 1994-95 ranking: 3rd (one time)  
 Final 1994-95 poll position: 3rd (3-13-95)  
 Actual NCAA finish: 2nd in nation

No.	Name	Year	Pos.	Ht.	Hometown	PPG	RPG	FG-Pct.	FT-Pct.
00	Michelle Johnson	JR	F	6-0	Shelbyville, TN	3.9	3.5	.454	.706
3	*Michelle Marciniak	JR	G	5-9	Macungie, PA	10.8	2.7	.444	.729
4	Tiffani Johnson	FR	C	6-4	Charlotte, NC	9.0	6.5	.512	.741
5	*Latina Davis	JR	G	5-6	Winchester, TN	10.4	4.4	.444	.802
10	Tiffany Woosley	SR	G	5-6	Shelbyville, TN	7.4	2.6	.308	.556
11	Laurie Milligan	FR	G	5-8	Tigard, OR	2.9	1.0	.353	.661
23	*Nikki McCray	SR	F	5-11	Collierville, TN	15.2	5.9	.492	.680
24	Vonda Ward	SR	C	6-6	Northfield, OH	3.9	4.0	.458	.662
25	Tanika Smith	SO	G	5-8	Knoxville, TN	1.0	0.4	.353	.667
31	Brynae Laxton	FR	F	6-0	Oneida, TN				
44	*Pashen Thompson	SO	F	6-1	Philadelphia, MS	6.2	5.5	.578	.839
52	Abby Conklin	SO	F	6-3	Charlestown, IN	5.9	2.9	.355	.882
53	*Dana Johnson	SR	C	6-2	Baltimore, MD	15.6	7.8	.616	.717

## ■ 1995-96 » 32-4 » SEC TOURNAMENT CHAMPIONS/NCAA NATIONAL CHAMPIONS

Starting poll position: 6th (11-19-95)  
 Highest 1995-96 ranking: 2nd (twice)  
 Lowest 1995-96 ranking: 6th (three times)  
 Final 1995-96 poll position: 4th (3-11-96)  
 Actual NCAA finish: NCAA CHAMPIONS

No.	Name	Year	Pos.	Ht.	Hometown	PPG	RPG	FG-Pct.	FT-Pct.
3	*Michelle Marciniak	SR	G	5-9	Macungie, PA	11.6	3.0	.439	.795
4	Tiffani Johnson	SO	C	6-4	Charlotte, NC	7.5	6.3	.487	.618
5	*Latina Davis	SR	G	5-6	Winchester, TN	12.5	4.9	.499	.709
10	Kim Smallwood	FR	F/C	5-10	Richmond, TX	2.1	1.4	.432	.550
11	Laurie Milligan	SO	G	5-8	Tigard, OR	1.7	0.7	.375	.640
13	Misty Greene	FR	G/F	5-9	Decatur, TN	0.9	0.5	.192	.000
14	Kellie Jolly	FR	G	5-10	Sparta, TN	4.2	1.2	.431	.694
23	*Chamique Holdsclaw	FR	F/C	6-2	Astoria, NY	16.2	9.1	.468	.713
31	Brynae Laxton	FR	F	6-0	Oneida, TN	4.2	2.6	.359	.704
44	*Pashen Thompson	JR	C	6-1	Philadelphia, MS	9.1	7.2	.527	.711
52	*Abby Conklin	JR	F	6-3	Charlestown, IN	11.6	5.5	.453	.712

## ■ 1996-97 » 29-10 » NCAA NATIONAL CHAMPIONS

Starting poll position: 4th (11-11-96)  
 Highest 1996-97 ranking: 3rd (11-18-96)  
 Lowest 1996-97 ranking: 11th (3-3-97)  
 Final 1996-97 poll position: 10th (3-10-97)  
 Actual NCAA finish: NCAA CHAMPIONS

No.	Name	Year	Pos.	Ht.	Hometown	PPG	RPG	FG-Pct.	FT-Pct.
3	Niya Butts	FR	G	6-0	Americus, GA	2.5	1.3	.406	.676
4	Tiffani Johnson	JR	C	6-4	Charlotte, NC	10.0	7.4	.532	.705
5	*Kyra Elzy	FR	G/F	6-1	LaGrange, KY	5.8	3.5	.363	.569
11	Laurie Milligan	JR	G	5-8	Tigard, OR	8.3	2.3	.359	.868
13	Misty Greene	SO	G/F	5-9	Decatur, TN	5.8	1.4	.385	.839
14	*Kellie Jolly	SO	G	5-10	Sparta, TN	8.4	1.9	.409	.750
23	*Chamique Holdsclaw	SO	F	6-2	Astoria, NY	16.2	9.4	.498	.667
31	Brynae Laxton	SO	F	6-0	Oneida, TN	2.9	2.1	.344	.526
34	LaShonda Stephens	FR	C	6-3	Woodstock, GA	2.4	1.5	.380	.696
44	*Pashen Thompson	SR	C	6-1	Philadelphia, MS	8.1	6.5	.522	.758
52	*Abby Conklin	SR	F	6-3	Charlestown, IN	11.7	4.8	.439	.835

GENERAL

STAFF

PLAYERS

REVIEW

HISTORY

FACILITIES

NCAA

SEC

RECORDS

MEDIA INFO





## ALL-TIME LADY VOL TEAMS (CONTINUED)

**1997-98 » 39-0 » SEC CHAMPIONS/SEC TOURNAMENT CHAMPIONS/  
NCAA NATIONAL CHAMPIONS**

**Starting poll position:** 1st (11-10-97)  
**Highest 1997-98 ranking:** 1st (all 18 polls)  
**Lowest 1997-98 ranking:** 1st (all 18 polls)  
**Final 1997-98 poll position:** 1st (3-9-98)  
**Actual NCAA finish:** NCAA CHAMPIONS

No.	Name	Year	Pos.	Ht.	Hometown	PPG	RPG	FG-Pct.	FT-Pct.
3	Niya Butts	SO	G	6-0	Americus, GA	1.8	1.1	.415	.457
5	Kyra Elzy	SO	G/F	6-1	LaGrange, KY	7.0	4.0	.408	.686
11	Laurie Milligan	SR	G	5-8	Tigard, OR	2.0	0.4	.429	.571
13	Misty Greene	JR	G/F	5-9	Decatur, TN	2.0	1.2	.289	.857
14	*Kellie Jolly	JR	G	5-10	Sparta, TN	7.6	2.3	.463	.843
21	*Semeka Randall	FR	G	5-10	Cleveland, OH	15.9	5.3	.487	.728
23	*Chamique Holdsclaw	JR	F	6-2	Astoria, NY	23.5	8.4	.546	.765
24	*Tamika Catchings	FR	F	6-1	Duncanville, TX	18.2	8.0	.537	.760
31	Brynae Laxton	JR	F	6-0	Oneida, TN	1.2	1.9	.279	.400
33	Kristen "Ace" Clement	FR	G	5-11	Broomall, PA	5.6	2.2	.421	.644
34	*LaShonda Stephens	SO	C	6-3	Woodstock, GA	4.0	3.4	.308	.587
40	Teresa Geter	FR	C	6-3	Columbia, SC	6.3	4.8	.547	.623

**1998-99 » 31-3 » SEC CHAMPIONS/SEC TOURNAMENT CHAMPIONS/  
2ND NCAA EAST REGIONAL**

**Starting poll position:** 1st (11-9-98)  
**Highest 1998-99 ranking:** 1st (seven times)  
**Lowest 1998-99 ranking:** 4th (11-16-98)  
**Final 1998-99 poll position:** 2nd (3-8-99)  
**Actual NCAA finish:** Lost in East Regional Final

No.	Name	Year	Pos.	Ht.	Hometown	PPG	RPG	FG-Pct.	FT-Pct.
00	*Michelle Snow	FR	C	6-5	Pensacola, FL	8.5	6.4	.600	.519
3	Niya Butts	JR	F	6-0	Americus, GA	2.9	1.4	.615	.595
5	Kyra Elzy	JR	G/F	6-1	LaGrange, KY				
11	Amanda Canon	FR	G	5-11	Shelbyville, TN	0.7	0.4	.188	.600
14	*Kellie Jolly	SR	G	5-10	Sparta, TN	7.5	2.3	.449	.704
21	*Semeka Randall	SO	G	5-10	Cleveland, OH	14.1	4.8	.512	.590
23	*Chamique Holdsclaw	SR	F	6-2	Astoria, NY	21.3	8.1	.519	.707
24	*Tamika Catchings	SO	F	6-1	Duncanville, TX	16.6	7.3	.512	.775
31	Sarah Edwards	FR	F	5-11	Sevierville, TN	2.3	0.6	.684	.727
33	Kristen "Ace" Clement	SO	G	5-11	Broomall, PA	7.6	2.0	.461	.688
40	Teresa Geter	SO	C	6-3	Columbia, SC	5.9	4.7	.453	.816
50	Shalon Pillow	FR	C	6-3	Addyston, OH	3.0	1.7	.640	.519

**1999-00 » 33-4 » SEC CHAMPIONS/SEC TOURNAMENT CHAMPIONS/  
2ND NCAA CHAMPIONSHIPS**

**Starting poll position:** 2nd (11-9-99)  
**Highest 1999-2000 ranking:** 2nd (fourteen times)  
**Lowest 1999-2000 ranking:** 5th (two times)  
**Final 1999-2000 poll position:** 2nd (3-13-2000)  
**Actual NCAA finish:** 2nd in nation

No.	Name	Year	Pos.	Ht.	Hometown	PPG	RPG	FG-Pct.	FT-Pct.
00	*Michelle Snow	SO	C	6-5	Pensacola, FL	11.8	6.3	.555	.629
3	Niya Butts	SR	F	6-0	Americus, GA	2.1	1.0	.846	.500
5	Kyra Elzy	SR*	G-F	6-1	LaGrange, KY	3.1	2.6	.367	.492
10	April McDivitt	FR	G	5-7	Connersville, IN	4.6	1.2	.397	.723
11	Amanda Canon	SO	F	5-11	Shelbyville, TN	1.0	0.1	.500	.750
12	Tasheika Morris	FR	F	6-0	Huntsville, AL	2.2	0.8	.353	.600
13	Gwen Jackson	FR	C-F	6-2	Eufaula, AL	5.5	4.5	.458	.637
20	*Kara Lawson	FR	G-F	5-9	Alexandria, VA	13.6	4.1	.458	.817
21	*Semeka Randall	JR	G	5-10	Cleveland, OH	14.0	5.3	.418	.785
24	*Tamika Catchings	JR	F	6-1	Duncanville, TX	15.7	7.9	.475	.767
31	Sarah Edwards	SO	G	5-11	Sevierville, TN	1.2	0.2	.231	1.000
33	*Kristen "Ace" Clement	JR	G	5-11	Broomall, PA	5.6	3.0	.356	.620
34	LaShonda Stephens	SR*	C	6-3	Woodstock, GA	1.0	0.9	.286	.429
50	Shalon Pillow	SO	C	6-3	Addyston, OH	2.6	1.7	.596	.600



# ALL-TIME LADY VOL TEAMS (CONTINUED)

## 2000-01 » 31-3 » SEC CHAMPIONS/3RD NCAA MIDEAST REGIONAL

**Starting poll position:** 2nd (11-6-00)  
**Highest 2000-01 ranking:** 1st (two times)  
**Lowest 2000-01 ranking:** 3rd (four times)  
**Final 2000-01 poll position:** 3rd (3-11-2000)  
**Actual NCAA finish:** Lost in Mideast Regional Semifinal

No.	Name	Year	Pos.	Ht.	Hometown	PPG	RPG	FG-Pct.	FT-Pct.
00	*Michelle Snow	JR	C	6-5	Pensacola, FL	11.1	6.8	.572	.608
3	Tasha Butts	FR	G	5-11	Milledgeville, GA	4.7	2.0	.427	.766
4	LaToya Davis	FR	F	6-0	Forsyth, GA	2.9	1.5	.383	.455
5	Kyra Elzy	RS-SR	G-F	6-1	LaGrange, KY	2.0	1.7	.435	.571
10	April McDivitt	SO	G	5-7	Connersville, IN	5.4	1.6	.432	.794
11	Amanda Canon	JR	F	5-11	Shelbyville, TN	1.5	0.1	.200	.900
13	Gwen Jackson	SO	C-F	6-2	Eufaula, AL	11.7	6.3	.486	.788
20	*Kara Lawson	SO	G-F	5-9	Alexandria, VA	11.4	3.5	.433	.857
21	*Semeka Randall	SR	G	5-10	Cleveland, OH	10.3	5.0	.417	.713
24	*Tamika Catchings	SR	F	6-1	Duncanville, TX	15.2	8.8	.477	.806
31	Sarah Edwards	JR	G	5-11	Sevierville, TN	0.3	0.1	.500	.000
33	*Kristen "Ace" Clement	SR	G	5-11	Broomall, PA	4.5	2.4	.385	.643
42	Courtney McDaniel	FR	C-F	6-1	Bristol, TN	3.3	2.2	.571	.615
43	Ashley Robinson	FR	C	6-5	Grand Prairie, TX	8.9	5.3	.492	.515
50	Shalon Pillow	JR	C	6-3	Addyston, OH	3.0	1.8	.537	.692

## 2001-02 » 29-5 » SEC CHAMPIONS/3RD NCAA CHAMPIONSHIPS

**Starting poll position:** 2nd (11-5-01)  
**Highest 2001-02 ranking:** 2nd (12 times)  
**Lowest 2001-02 ranking:** 6th (two times)  
**Final 2001-02 poll position:** 6th (3-11-2002)  
**Actual NCAA finish:** 3rd in nation

No.	Name	Year	Pos.	Ht.	Hometown	PPG	RPG	FG-Pct.	FT-Pct.
00	*Michelle Snow	SR	C	6-5	Pensacola, FL	12.3	6.5	.503	.753
3	Tasha Butts	SO	G	5-11	Milledgeville, GA	4.3	3.0	.294	.745
4	LaToya Davis	SO	F	6-0	Forsyth, GA	3.9	1.9	.440	.667
10	*April McDivitt	JR	G	5-7	Connersville, IN	4.9	1.6	.405	.692
11	Amanda Canon	SR	F	5-11	Shelbyville, TN	0.2	1.0	.000	.333
13	*Gwen Jackson	JR	F	6-2	Eufaula, AL	10.5	6.2	.471	.800
14	Michelle Muñoz	FR	F	6-1	Mason, OH	3.7	2.0	.581	.806
20	*Kara Lawson	JR	G	5-9	Alexandria, VA	15.1	4.9	.466	.835
21	Loree Moore	FR	G	5-9	Carson, CA	5.7	2.7	.467	.694
25	Brittany Jackson	FR	G-F	6-0	Cleveland, TN	6.5	2.1	.392	.745
33	Ashley Robinson	SO	C	6-5	Grand Prairie, TX	4.7	2.6	.382	.529
42	Courtney McDaniel	SO	C-F	6-1	Bristol, TN	3.3	3.0	.402	.618
43	*Shyra Ely	FR	F	6-2	Indianapolis, IN	9.3	5.4	.490	.585
50	Shalon Pillow	SR	C	6-3	Addyston, OH	2.0	0.8	.545	.688

## 2002-03 » 33-5 » SEC CHAMPIONS/2ND NCAA CHAMPIONSHIPS

**Starting poll position:** 2nd (11-11-02)  
**Highest 2002-03 ranking:** 2nd (two times)  
**Lowest 2002-03 ranking:** 5th (four times)  
**Final 2002-03 poll position:** 4th (3-17-03)  
**Actual NCAA finish:** 2nd in nation

No.	Name	Year	Pos.	Ht.	Hometown	PPG	RPG	FG-Pct.	FT-Pct.
3	*Tasha Butts	JR	G	5-11	Milledgeville, GA	6.3	4.8	.355	.795
4	LaToya Davis	JR	F	6-0	Forsyth, GA	2.2	1.7	.467	.692
5	Shanna Zolman	FR	G	5-10	Syracuse, IN	7.5	2.1	.419	.892
13	*Gwen Jackson	SR	F	6-2	Eufaula, AL	16.1	6.2	.572	.756
20	*Kara Lawson	SR	G	5-8	Alexandria, VA	14.4	4.9	.469	.884
21	*Loree Moore	SO	G	5-9	Lakewood, CA	6.4	3.4	.470	.612
25	Brittany Jackson	SO	F	6-0	Cleveland, TN	5.7	1.4	.356	.736
33	*Ashley Robinson	JR	C	6-5	Grand Prairie, TX	5.8	5.4	.418	.392
42	Courtney McDaniel	JR	F	6-1	Bristol, TN	4.3	3.0	.594	.724
43	Shyra Ely	SO	F	6-2	Indianapolis, IN	9.8	6.6	.495	.713
50	Tye'sha Fluker	FR	C	6-5	Pasadena, CA	3.1	2.5	.400	.571

GENERAL

STAFF

PLAYERS

REVIEW

HISTORY

FACILITIES

NCAA

SEC

RECORDS

MEDIA INFO





## ALL-TIME LADY VOL TEAMS (CONTINUED)

## ■ 2003-04 » 31-4 » SEC CHAMPIONS/2ND NCAA CHAMPIONSHIPS

Starting poll position: 4th (11-3-03)  
 Highest 2003-04 ranking: 1st (two times)  
 Lowest 2003-04 ranking: 5th (four times)  
 Final 2003-04 poll position: 2nd (3-29-04)  
 Actual NCAA finish: 2nd in nation

No.	Name	Year	Pos.	Ht.	Hometown	PPG	RPG	FG-Pct.	FT-Pct.
1	Sidney Spencer	FR	F	6-3	Hoover, AL	5.5	3.5	.436	.786
3	*Tasha Butts	SR	G	5-11	Milledgeville, GA	10.4	5.4	.408	.818
4	*LaToya Davis	SR	F	6-0	Forsyth, GA	5.1	3.2	.463	.794
5	*Shanna Zolman	SO	G	5-10	Syracuse, IN	12.3	2.8	.437	.957
13	Dominique Redding	FR	F	6-1	Clearwater, FL	1.9	0.9	.429	.500
21	Loree Moore	JR	G	5-9	Lakewood, CA	7.9	5.5	.460	.529
25	Brittany Jackson	JR	F	6-0	Cleveland, TN	7.3	1.9	.393	.824
33	*Ashley Robinson	SR	C	6-5	Grand Prairie, TX	8.1	6.4	.486	.396
42	Courtney McDaniel	SR	F	6-1	Bristol, TN	2.3	2.2	.462	.765
43	*Shyra Ely	JR	F	6-2	Indianapolis, IN	14.5	8.0	.481	.678
50	Tye'sha Fluker	SO	C	6-5	Pasadena, CA	5.4	3.1	.484	.630

## ■ 2004-05 » 30-5 » SEC TOURNAMENT CHAMPIONS/3RD NCAA CHAMPIONSHIPS

Starting poll position: 1st (11-8-04)  
 Highest 2004-05 ranking: 1st (four times)  
 Lowest 2004-05 ranking: 10th (1-3-05)  
 Final 2004-05 poll position: 3rd (3-28-05)  
 Actual NCAA finish: 3rd in nation

No.	Name	Year	Pos.	Ht.	Hometown	PPG	RPG	FG-Pct.	FT-Pct.
1	Sidney Spencer	SO	F	6-3	Hoover, AL	5.2	4.0	.392	.800
3	Candace Parker	FR	F	6-4	Naperville, IL				
5	*Shanna Zolman	JR	G	5-10	Syracuse, IN	12.5	2.3	.441	.862
12	Abby Canon	FR	G	5-10	Shelbyville, TN	0.0	0.1	.000	.000
13	Dominique Redding	SO	F	6-1	Clearwater, FL	4.0	1.6	.412	.816
14	*Alexis Hornbuckle	FR	G	5-11	Charleston, WV	8.6	5.4	.444	.606
15	Sa'de Wiley-Gatewood	FR	G	5-9	Pomona, CA	3.9	1.5	.366	.917
21	*Loree Moore	SR	G	5-9	Lakewood, CA	5.1	4.6	.337	.742
25	Brittany Jackson	SR	F	6-0	Cleveland, TN	8.3	2.1	.342	.810
31	Aubrey Guastalli	SR	G	5-6	Westwood, MA	0.0	0.1	.000	.000
33	Sybil Dosty	FR	C	6-3	Tucson, AZ	2.5	2.4	.565	.444
43	*Shyra Ely	SR	F	6-2	Indianapolis, IN	14.4	7.0	.456	.723
44	Alex Fuller	FR	F	6-3	Shelbyville, TN				
50	Tye'sha Fluker	JR	C	6-5	Pasadena, CA	7.4	5.4	.461	.641
55	*Nicky Anosike	FR	C	6-4	Staten Island, NY	6.7	6.1	.368	.657

■ 2005-06 » 31-5 » SEC TOURNAMENT CHAMPIONS/  
2ND NCAA CLEVELAND REGIONAL

Starting poll position: 2nd  
 Highest 2005-06 ranking: 1st (nine times)  
 Lowest 2005-06 ranking: 8th (2-27-06)  
 Final 2005-06 poll position: 6th (3-20-06)  
 Actual NCAA finish: Lost in Cleveland Regional Final

No.	Name	Year	Pos.	Ht.	Hometown	PPG	RPG	FG-Pct.	FT-Pct.
1	*Sidney Spencer	JR	F	6-3	Hoover, AL	9.4	3.4	.458	.925
3	*Candace Parker	RS-FR	F	6-4	Naperville, IL	17.3	8.3	.522	.729
5	*Shanna Zolman	SR	G	5-10	Syracuse, IN	15.4	2.9	.433	.944
13	Dominique Redding	JR	F	6-1	Clearwater, FL	3.7	1.3	.362	.600
14	*Alexis Hornbuckle	SO	G	5-11	Charleston, WV	9.9	5.3	.418	.745
15	^Sa'de Wiley-Gatewood	SO	G	5-9	Pomona, CA	8.0	2.6	.333	.846
21	Lindsey Moss	FR	G	6-1	Alpharetta, GA	2.0	0.7	.352	.333
33	Sybil Dosty	SO	C	6-3	Tucson, AZ	2.9	2.9	.615	.548
44	Alex Fuller	RS-FR	F	6-3	Shelbyville, TN	2.1	2.0	.455	.733
50	Tye'sha Fluker	SR	C	6-5	Pasadena, CA	9.3	4.9	.532	.654
55	*Nicky Anosike	SO	C	6-4	Staten Island, NY	7.1	5.4	.510	.712

^left team Dec. 19, 2005



# ALL-TIME LADY VOL TEAMS (CONTINUED)

## ■ 2006-07 » 34-3 » SEC CHAMPIONS/NCAA NATIONAL CHAMPIONS

Starting poll position: 5th  
 Highest 2006-07 ranking: 2nd (twice)  
 Lowest 2006-07 ranking: 6th (12-4-06)  
 Final 2006-07 poll position: 3rd (3-12-07)  
 Actual NCAA finish: *NCAA CHAMPIONS*

No.	Name	Year	Pos.	Ht.	Hometown	PPG	RPG	FG-Pct.	FT-Pct.
00	*Shannon Bobbitt	JR	G	5-2	Manhattan, NY	8.7	1.6	.370	.790
1	*Sidney Spencer	SR	F	6-3	Hoover, AL	11.6	4.2	.421	.900
2	Cait McMahan	FR	G	5-4	Maryville, TN	2.4	1.2	.327	.444
3	*Candace Parker	SO	G/F/C	6-4	Naperville, IL	19.6	9.8	.529	.716
10	Elizabeth Curry	SR	G	5-6	New Virginia, IA	0.4	0.0	.200	.667
13	Dominique Redding	SR	F	6-1	Clearwater, FL	3.5	1.4	.364	.813
14	*Alexis Hornbuckle	JR	G	5-11	Charleston, WV	10.2	5.1	.440	.731
33	Alberta Auguste	JR	G/F	5-11	Marrero, LA	5.0	2.3	.434	.671
34	Nicci Moats	FR	F	6-2	Daleville, VA	0.8	0.9	.286	.300
44	Alex Fuller	SO	F/C	6-3	Shelbyville, TN	6.0	4.1	.497	.776
55	*Nicky Anosike	JR	F/C	6-4	Staten Island, NY	7.5	6.2	.427	.600

## ■ 2007-08 » 36-2 » SEC TOURNAMENT CHAMPIONS/NCAA NATIONAL CHAMPIONS

Starting poll position: 1st  
 Highest 2007-08 ranking: 1st (seven times)  
 Lowest 2007-08 ranking: 3rd (seven times)  
 Final 2007-08 poll position: 3rd (3-18-08)  
 Actual NCAA finish: *NCAA CHAMPIONS*

No.	Name	Year	Pos.	Ht.	Hometown	PPG	RPG	FG-Pct.	FT-Pct.
00	*Shannon Bobbitt	SR	G	5-2	Manhattan, NY	9.9	2.9	.404	.810
2	Cait McMahan	SO	G	5-4	Maryville, TN				
3	*Candace Parker	JR	F/G/C	6-4	Naperville, IL	21.3	8.5	.536	.698
5	*Angie Bjorklund	FR	F/G	6-0	Spokane Valley, WA	8.4	3.2	.386	.870
14	*Alexis Hornbuckle	SR	G	5-11	Charleston, WV	9.9	5.5	.443	.671
20	Sydney Smallbone	FR	G	5-10	Granger, IN	2.9	1.1	.314	.302
21	Vicki Baugh	FR	F/C	6-4	Sacramento, CA	5.3	4.0	.552	.778
33	Alberta Auguste	SR	G/F	5-11	Marrero, LA	5.3	2.9	.368	.622
44	Alex Fuller	JR	F/C	6-3	Shelbyville, TN	6.1	3.1	.473	.744
52	Kelley Cain	FR	C	6-6	Atlanta, GA				
55	*Nicky Anosike	SR	F/C	6-4	Staten Island, NY	8.8	7.3	.456	.625

## ■ 2008-09 » 22-11 » NCAA FIRST ROUND

Starting poll position: 5th  
 Highest 2008-09 ranking: 5th (11-17-08)  
 Lowest 2008-09 ranking: 19th (3-2-09)  
 Final 2008-09 poll position: 18th (3-16-09)  
 Actual NCAA finish: Lost in First Round

No.	Name	Year	Pos.	Ht.	Hometown	PPG	RPG	FG-Pct.	FT-Pct.
1	Briana Bass	FR	G	5-2	Indianapolis, IN	3.9	1.3	.298	.761
2	Cait McMahan	RS-SO	G	5-4	Maryville, TN	4.4	1.3	.412	.786
5	*Angie Bjorklund	SO	G/F	6-0	Spokane Valley, WA	12.3	3.0	.382	.792
10	Amber Gray	FR	F	6-1	West Chester, OH	2.7	1.9	.459	.714
15	Alicia Manning	FR	F	6-1	Woodstock, GA	3.5	2.6	.402	.594
20	Sydney Smallbone	SO	G	5-10	Granger, IN	3.1	1.0	.344	.833
21	Vicki Baugh	SO	F	6-4	Sacramento, CA	6.5	7.3	.456	.613
25	*Glory Johnson	FR	F	6-3	Knoxville, TN	10.2	7.2	.404	.616
33	Alyssia Brewer	FR	F	6-3	Sapulpa, OK	5.9	4.3	.410	.608
40	*Shekinna Stricklen	FR	G/F	6-2	Morrilton, AR	13.3	5.9	.390	.761
44	*Alex Fuller	SR	F/C	6-3	Shelbyville, TN	7.5	5.9	.432	.754
52	*Kelley Cain	RS-FR	C	6-6	Atlanta, GA	8.2	5.3	.618	.418

GENERAL

STAFF

PLAYERS

REVIEW

HISTORY

FACILITIES

NCAA

SEC

RECORDS

MEDIA INFO





## ALL-TIME LADY VOL TEAMS (CONTINUED)

### ■ 2009-10 » 32-3 » SEC CHAMPIONS/SEC TOURNAMENT CHAMPIONS/ 3RD NCAA MEMPHIS REGIONAL

**Starting poll position:** 6th (11-16-09)  
**Highest 2009-10 ranking:** 3rd (twice)  
**Lowest 2009-10 ranking:** 6th (three times)  
**Final 2009-10 poll position:** 3rd (3-15-10)  
**Actual NCAA finish:** Lost in Memphis Regional Semifinal

No.	Name	Year	Pos.	Ht.	Hometown	PPG	RPG	FG-Pct.	FT-Pct.
1	Briana Bass	SO	G	5-2	Indianapolis, IN	1.2	0.7	.262	.889
4	Kamiko Williams	FR	G	5-11	Clarksville, TN	4.0	1.9	.423	.741
5	*Angie Bjorklund	JR	G/F	6-0	Spokane Valley, WA	13.9	2.7	.417	.744
10	Amber Gray	SO	F	6-1	West Chester, OH				
13	Taber Spani	FR	G	6-1	Lee's Summit, MO	5.8	2.7	.413	.757
15	*Alicia Manning	SO	F	6-1	Woodstock, GA	5.4	5.1	.435	.655
20	Sydney Smallbone	JR	G	5-10	Granger, IN	2.3	0.6	.405	.800
21	Vicki Baugh	JR	F	6-4	Sacramento, CA				
25	Glory Johnson	SO	F	6-3	Knoxville, TN	10.1	7.7	.458	.648
33	*Alyssia Brewer	SO	F	6-3	Sapulpa, OK	10.2	5.9	.538	.593
34	Faith Dupree	FR	F/C	6-3	Knoxville, TN				
40	*Shekinna Stricklen	SO	G/F	6-2	Morrilton, AR	12.7	6.1	.440	.824
52	*Kelley Cain	RS-SO	C	6-6	Atlanta, GA	10.5	7.7	.607	.417

### ■ 2010-11 » 34-3 » SEC CHAMPIONS/SEC TOURNAMENT CHAMPIONS/ 2ND NCAA DAYTON REGIONAL

**Starting poll position:** 4th (11-1-10)  
**Highest 2010-11 ranking:** 4th (12 weeks)  
**Lowest 2010-11 ranking:** 9th (11-29-10)  
**Final 2010-11 poll position:** 4th (3-7-11)  
**Actual NCAA finish:** Lost in Dayton Regional Final

No.	Name	Year	Pos.	Ht.	Hometown	PPG	RPG	FG-Pct.	FT-Pct.
1	Briana Bass	JR	G	5-2	Indianapolis, IN	1.0	0.5	.240	.875
4	Kamiko Williams	SO	G	5-11	Clarksville, TN	6.8	3.2	.465	.700
5	*Angie Bjorklund	SR	G/F	6-0	Spokane Valley, WA	10.3	2.6	.435	.760
10	Meighan Simmons	FR	G	5-9	Cibolo, TX	13.5	2.7	.418	.740
12	Lauren Avant	FR	G	5-9	Memphis, TN	2.6	1.3	.394	.568
13	Taber Spani	SO	G	6-1	Lee's Summit, MO	8.0	4.1	.432	.800
15	*Alicia Manning	JR	F	6-1	Woodstock, GA	4.9	4.1	.478	.768
20	Sydney Smallbone	SR	G	5-10	Granger, IN	1.4	0.8	.357	.750
21	Vicki Baugh	RS-JR	F	6-4	Sacramento, CA	3.6	3.2	.493	.760
25	Glory Johnson	JR	F	6-3	Knoxville, TN	12.0	9.7	.534	.586
33	*Alyssia Brewer	JR	F	6-3	Sapulpa, OK	2.9	2.6	.411	.458
40	*Shekinna Stricklen	JR	G/F	6-2	Morrilton, AR	12.8	7.3	.489	.757
52	*Kelley Cain	RS-JR	C	6-6	Atlanta, GA	7.0	5.4	.594	.474

### ■ 2011-12 » 27-9 » SEC TOURNAMENT CHAMPIONS/ 2ND NCAA DES MOINES REGIONAL

**Starting poll position:** 3rd (10-31-11)  
**Highest 2011-12 ranking:** 3rd (3 weeks)  
**Lowest 2011-12 ranking:** 13th (2-13 & 2-27-12)  
**Final 2011-12 poll position:** 9th (3-5-12)  
**Actual NCAA finish:** Lost in Des Moines Regional Final

No.	Name	Year	Pos.	Ht.	Hometown	PPG	RPG	FG-Pct.	FT-Pct.
1	*Briana Bass	SR	G	5-2	Indianapolis, IN	2.0	0.6	.316	.857
4	Kamiko Williams	JR	G	5-11	Clarksville, TN	2.8	1.8	.413	.909
5	Ariel Massengale	FR	PG	5-6	Bolingbrook, IL	7.4	2.3	.387	.776
10	Meighan Simmons	SO	G	5-9	Cibolo, TX	11.1	2.3	.375	.735
11	Cierra Burdick	FR	F	6-2	Charlotte, NC	4.6	2.8	.463	.761
13	Taber Spani	JR	G	6-1	Lee's Summit, MO	6.6	2.6	.372	.767
15	*Alicia Manning	SR	F	6-1	Woodstock, GA	3.9	3.9	.414	.680
20	Isabelle Harrison	FR	F/C	6-3	Nashville, TN	3.3	2.7	.367	.621
21	*Vicki Baugh	RS-SR	F/C	6-4	Sacramento, CA	7.5	6.7	.577	.708
25	*Glory Johnson	SR	F	6-3	Knoxville, TN	14.2	9.9	.538	.636
40	*Shekinna Stricklen	SR	G/F	6-2	Morrilton, AR	15.4	6.6	.434	.737



# ALL-TIME LADY VOL TEAMS (CONTINUED)

## 2012-13 » 27-8 » SEC CHAMPIONS/2ND NCAA OKLAHOMA CITY REGIONAL

Starting poll position: 20th (11-5-12)  
 Highest 2012-13 ranking: 8th (2-25-13)  
 Lowest 2012-13 ranking: 24th (11-12-12)  
 Final 2012-13 poll position: 10th (3-18-13)  
 Actual NCAA finish: Lost in Oklahoma City Regional Final

No.	Name	Year	Pos.	Ht.	Hometown	PPG	RPG	FG-Pct.	FT-Pct.
1	Jasmine Phillips	SO	G	5-10	Hartsville, SC	1.9	0.9	.429	.833
2	Jasmine Jones	FR	F	6-2	Madison, AL	4.7	3.9	.445	.596
4	*Kamiko Williams	SR	G	5-11	Clarksville, TN	7.4	4.2	.505	.700
5	*Ariel Massengale	SO	PG	5-6	Bolingbrook, IL	7.9	2.6	.371	.778
10	*Meighan Simmons	JR	G	5-9	Cibolo, TX	16.8	3.6	.412	.851
11	Cierra Burdick	SO	F	6-2	Charlotte, NC	8.4	6.6	.453	.766
12	*Bashaara Graves	FR	F/C	6-2	Clarksville, TN	13.2	8.0	.522	.701
13	*Taber Spani	SR	G/F	6-1	Lee's Summit, MO	11.1	4.5	.446	.855
14	Andraya Carter	FR	G	5-9	Flowery Branch, GA	5.3	1.6	.367	.900
20	Isabelle Harrison	SO	C	6-3	Nashville, TN	9.5	7.5	.485	.698
21	Nia Moore	FR	C	6-3	Chicago, IL	2.8	1.9	.413	.944

## 2013-14 » 29-6 » SEC TOURNAMENT CHAMPIONS/ 3RD NCAA LOUISVILLE REGIONAL

Starting poll position: 4th (11-4-13)  
 Highest 2013-14 ranking: 3rd (11-18-13)  
 Lowest 2013-14 ranking: 12th (1-13-14)  
 Final 2013-14 poll position: 3rd (3-17-14)  
 Actual NCAA finish: Lost in Louisville Regional Semifinal

No.	Name	Year	Pos.	Ht.	Hometown	PPG	RPG	FG-Pct.	FT-Pct.
0	Jordan Reynolds	FR	G	5-11	Portland, OR	3.8	1.9	.380	.783
1	Nia Moore	SO	C	6-3	Chicago, IL	2.3	2.1	.500	.769
2	Jasmine Jones	SO	F	6-2	Madison, AL	4.8	3.5	.358	.655
4	Jannah Tucker	FR	G	6-0	Baltimore, MD				
5	*Ariel Massengale	JR	PG	5-7	Bolingbrook, IL	12.5	3.2	.385	.838
10	*Meighan Simmons	SR	G	5-9	Cibolo, TX	16.5	2.7	.416	.832
11	*Cierra Burdick	JR	F	6-2	Charlotte, NC	8.7	7.3	.393	.759
12	*Bashaara Graves	SO	F	6-2	Clarksville, TN	9.3	6.8	.535	.689
14	Andraya Carter	R-FR	G	5-9	Flowery Branch, GA	6.9	2.7	.457	.692
20	*Isabelle Harrison	JR	C	6-3	Nashville, TN	13.6	9.3	.577	.669
21	Mercedes Russell	FR	C	6-6	Springfield, OR	6.3	5.0	.596	.514

## 2014-15 » 30-6 » SEC CHAMPIONS/2ND NCAA SPOKANE REGIONAL

Starting poll position: 4th (11-10-14)  
 Highest 2014-15 ranking: 4th (11-10-14)  
 Lowest 2014-15 ranking: 14th (12-1-14)  
 Final 2014-15 poll position: 6th (3-16-15)  
 Actual NCAA finish: Lost in Spokane Regional Final

No.	Name	Year	Pos.	Ht.	Hometown	PPG	RPG	FG-Pct.	FT-Pct.
0	*Jordan Reynolds	SO	G	5-11	Portland, OR	7.3	3.6	.375	.794
1	Nia Moore	JR	C	6-3	Chicago, IL	4.7	2.9	.564	.633
2	Jasmine Jones	JR	F	6-2	Madison, AL	9.4	4.6	.431	.625
4	Jannah Tucker	R-FR	G	6-0	Baltimore, MD	0.0	0.5	.000	.000
5	Ariel Massengale	SR	PG	5-7	Bolingbrook, IL	11.5	2.6	.377	.860
10	Diamond DeShields	SO	G	6-1	Norcross, GA				
11	*Cierra Burdick	SR	F	6-2	Charlotte, NC	11.0	7.6	.437	.825
12	*Bashaara Graves	JR	F	6-2	Clarksville, TN	10.6	7.0	.504	.740
13	Kortney Dunbar	FR	G/F	6-2	Edwardsville, IL	3.1	1.4	.442	.333
14	*Andraya Carter	R-SO	G	5-9	Flowery Branch, GA	7.7	3.1	.389	.679
20	*Isabelle Harrison	SR	C	6-3	Nashville, TN	12.2	8.6	.471	.644
21	Mercedes Russell	SO	C	6-6	Springfield, OR				
31	Jaime Nared	FR	G/F	6-2	Portland, OR	5.2	3.5	.377	.831
33	Alexa Middleton	FR	G	5-9	Murfreesboro, TN	3.8	1.5	.366	.714

GENERAL

STAFF

PLAYERS

REVIEW

HISTORY

FACILITIES

NCAA

SEC

RECORDS

MEDIA INFO





## ALL-TIME LADY VOL TEAMS (CONTINUED)

■ 2015-16 » 22-14 » 2ND NCAA SIOUX FALLS REGIONAL

**Starting poll position:** 4th (11-16-15)  
**Highest 2015-16 ranking:** 4th (11-16-15)  
**Lowest 2015-16 ranking:** NR  
**Final 2015-16 poll position:** RV (3-14-16)  
**Actual NCAA finish:** Lost in Sioux Falls Regional Final

No.	Name	Year	Pos.	Ht.	Hometown	PPG	RPG	FG-Pct.	FT-Pct.
0	*Jordan Reynolds	JR	G	5-11	Portland, OR	4.8	4.0	.342	.727
1	Nia Moore	SR	C	6-3	Chicago, IL	2.0	1.9	.389	.750
2	Jasmine Jones	R-JR	F	6-2	Madison, AL	5.0	4.5	.343	.857
10	Meme Jackson	FR	G/F	5-11	Murfreesboro, TN	1.0	0.6	.257	.500
11	*Diamond DeShields	R-SO	G	6-1	Norcross, GA	14.3	5.2	.391	.765
12	*Bashaara Graves	SR	F	6-2	Clarksville, TN	10.3	8.3	.538	.737
13	Kortney Dunbar	SO	F	6-2	Edwardsville, IL	3.5	1.4	.386	.333
14	Andraya Carter	R-JR	G	5-9	Flowery Branch, GA	4.8	2.3	.358	.800
20	Te'a Cooper	FR	G	5-8	Powder Springs, GA	8.6	1.9	.369	.722
21	*Mercedes Russell	R-SO	C	6-6	Springfield, OR	9.9	8.3	.548	.545
31	*Jaime Nared	SO	G/F	6-2	Portland, OR	8.3	4.8	.342	.741
33	Alexa Middleton	SO	G	5-9	Murfreesboro, TN	3.0	1.2	.381	.778

\* - Designates Starter



Alexa Middleton, Jordan Reynolds and Andraya Carter carry head coach Holly Warlick off the court after she registered her 100th career win against Arkansas on Feb. 4, 2016.





NATIONAL CHAMPIONS  
2007

NATIONAL CHAMPIONS  
1998


NATIONAL CHAMPIONS  
1997

T  
SEC  
1936  
1941  
1953  
1977

WITH THE HOPPER dish NEVER MISS A TIP-OFF WITH THE HOPPER  
INSTANT REPLAY  
TENNESSEE  
PROUD SUPPORTER OF THE LADY VOLS  
dish

FACILITIES





## THOMPSON-BOLING ARENA

The Thompson-Boling Assembly Center and Arena is one of the largest on-campus arenas in the country and a very tough place for visitors to win. The Lady Vols own a 415-32 (.928) record at the facility through 29 years entering the 2016-17 season.

A mammoth structure located on the banks of the Tennessee River, it was named for B. Ray Thompson and retired UT President Edward J. Boling. The building is 448 feet long and 310 feet wide. It contains more than 411,000 square feet of floor space and more than 17 million cubic feet of space.

Following renovations in 2007, Thompson-Boling Arena has an official seating capacity of 21,678. As part of a \$19 million renovation of the arena prior to the 2007-08 season, 32 luxury suites were added to the existing north balcony along with a loge area just below the suites that included 166 side court seats. A \$3 million center-hung scoreboard, new black seats and several concourse refurbishments also were part of the renovation.

The enormous facility houses the Tennessee women's and men's basketball offices. The UT Ticket Office is located on the Phillip Fulmer Way level on the west end of the building.

A continuous-ring concourse encircles the building, permitting entrance to eight restrooms, six concession areas and 32 portals that lead to the arena. The playing floor level provides access to team dressing rooms, the press room and storage rooms. The distance from the playing floor to the roof is 120 feet, the equivalent of a 12-story building. The structure contains 142,000 square feet of roof area, which is approximately three and one-quarter acres.

In recent years, UT women's basketball has enjoyed a number of lengthy home winning streaks. On Dec. 28, 2003, Texas snapped a 24-game run that dated back to the 2001-02 season. A previous streak of 26 consecutive wins in the home confines ended on Jan. 5, 2002, with an 86-72 loss to Connecticut. The Lady Vols broke the NCAA homecourt winning streak record with 69 consecutive victories before Connecticut spoiled the streak with a 59-53 win in game number 70 on Jan. 6, 1996. Tennessee claimed 64 straight home SEC victories before third-ranked LSU snapped the streak with a 72-69 victory – its first ever in Knoxville – on Feb. 9, 2006. The Lady Vols took a 36-game home winning streak into the 2011-12 season before Baylor snapped it at 38 on Nov. 27, 2011.

UT won all 18 contests in Knoxville in 2014-15, setting a school and arena record for most home wins in a season and best record in a season. Coupled with winning its last four home games of the 2013-14 season and the first five in 2015-16, UT strung together 27-consecutive victories before falling to Texas on Nov. 29, 2015.

In 1998-99, the Lady Vols played before the largest average home crowd in the history of women's collegiate basketball, as 16,565 spectators per game clicked through the

### YEARLY RECORDS AT THOMPSON-BOLING ARENA (28 YRS.)

YEAR	WINS	LOSSES	PCT	ARENA	AVG. ATT.
1987-88	12	2	.857	Thompson-Boling	6,998
1988-89	15	0	1.000	Thompson-Boling	5,063
1989-90	14	1	.933	Thompson-Boling	5,682
1990-91	15	1	.938	Thompson-Boling	4,738
1991-92	14	0	1.000	Thompson-Boling	6,639*
1992-93	13	0	1.000	Thompson-Boling	6,002
1993-94	15	0	1.000	Thompson-Boling	6,542
1994-95	15	0	1.000	Thompson-Boling	8,032*
1995-96	14	1	.933	Thompson-Boling	8,042
1996-97	14	2	.875	Thompson-Boling	10,500*
1997-98	16	0	1.000	Thompson-Boling	14,969*
1998-99	14	0	1.000	Thompson-Boling	16,565*
1999-00	13	2	.867	Thompson-Boling	15,341*
2000-01	15	0	1.000	Thompson-Boling	15,510*
2001-02	12	2	.857	Thompson-Boling	14,295*
2002-03	16	0	1.000	Thompson-Boling	12,585
2003-04	12	2	.857	Thompson-Boling	14,403*
2004-05	14	1	.933	Thompson-Boling	13,449*
2005-06	12	2	.857	Thompson-Boling	15,356*
2006-07	15	1	.938	Thompson-Boling	14,678*
2007-08	14	1	.933	Thompson-Boling	15,796*
2008-09	13	2	.867	Thompson-Boling	13,999*
2009-10	17	0	1.000	Thompson-Boling	12,896*
2010-11	17	0	1.000	Thompson-Boling	12,069*
2011-12	12	3	.800	Thompson-Boling	14,414*
2012-13	16	2	.889	Thompson-Boling	11,390*
2013-14	15	3	.833	Thompson-Boling	11,038*
2014-15	18	0	1.000	Thompson-Boling	10,375
2015-16	13	4	.765	Thompson-Boling	10,412
TOTALS	415	32	.928		* Led NCAA in home attendance





turnstiles. In all, 231,915 fans viewed home games in Knoxville. During the 1997-98 season, Tennessee set several collegiate attendance records. On Jan. 3, 1998, the Lady Vols entertained a new women's collegiate record 24,597 fans for the game with Connecticut. A month later, the first advance sell-out in UT women's basketball history occurred when the Lady Vols were set to meet Old Dominion in Knoxville. For the record, 24,373 fans attended the UT-ODU game.

The all-time attendance mark was reset during the 2001-02 season when 24,611 fans visited the arena for a #1/#2 clash between UT and Connecticut. It was again reset on Jan. 7, 2006, when the Huskies came to Knoxville in front of 24,653 spectators. The women's basketball attendance mark was established at the 2002 NCAA Final Four when 29,619 people filled the Alamodome in San Antonio, Texas, for the championship game.

The Lady Vols started the record-breaking trend in women's collegiate basketball attendance in 1987. That season, the Lady Vols broke the (then) world record for single game attendance at a women's basketball game with 24,563 at the Tennessee versus Texas game on Dec. 9, 1987. Three years later, UT established new NCAA Women's Final Four attendance marks on March 30 and April 1, 1990, with a total paid attendance of 39,490 for the three-game event. The turnstile count of 34,196 (17,601 semis/16,595 finals) also broke all other attendance marks.

In 2013-14, UT led the NCAA in attendance for the 11th-straight season and the 17th time in the last 18 years before finishing second the past two seasons.

## TOP 25 HOME CROWDS

	CROWD	OPPONENT	RESULT	DATE
1.	24,653	Connecticut	89-80 W	1/7/06
2.	24,611	Connecticut	72-86 L	1/05/02
3.	24,597	Connecticut	84-69 W	1/03/98
4.	24,563	Texas	78-97 L	12/09/87
5.	24,373	Old Dominion	85-61 W	2/07/98
6.	24,251	Vanderbilt	73-53 W	2/25/07
7.	24,051	Kentucky	98-60 W	1/17/99
8.	24,046	Connecticut	92-88 W	2/01/01
9.	23,385	Connecticut	67-74 L	1/08/00
10.	22,694	Louisiana State	90-58 W	2/22/98
11.	22,635	Georgia	102-69 W	1/14/99
12.	22,515	Connecticut	67-81 L	2/5/04
13.	21,968	Vanderbilt	70-66 W	2/22/01
14.	21,592	Vanderbilt	64-59 W	2/17/97
15.	21,118	Duke	70-74 L	1/22/07
16.	21,077	Mississippi State	94-53 W	2/06/99
17.	20,956	Vanderbilt	75-68 W	2/16/02
18.	20,790	Florida	93-95 L (OT)	2/26/06
19.	20,573	Kentucky	89-64 W	2/24/02
20.	20,249	Mississippi State	72-46 W	2/28/08
21.	20,090	Louisiana State	85-62 W	2/29/04
22.	20,068	Vanderbilt	89-53 W	2/18/99
23.	19,722	UCLA	100-77 W	12/21/98
24.	19,666	Vanderbilt	79-63 W	1/20/08
25.	19,576	Louisiana State	69-72 L	2/9/06

(All records set at Thompson-Boling Arena)

## THOMPSON-BOLING ARENA RECORDS

### TENNESSEE

#### Individual

<b>FG made</b> .....	16 by Sheila Frost vs. Vanderbilt 1-17-88
<b>FG attempted</b> .....	23 (3x) most recently by Meighan Simmons vs. Auburn 2-21-13
<b>FG percentage</b> .....	1.000 (8-8) most recently by Bashaara Graves vs. Penn State 11-18-15
<b>3FG made</b> .....	8 (2x) most recently by Ariel Massengale vs. Vanderbilt 3-1-15
<b>3FG attempted</b> .....	16 by Angie Bjorklund vs. Arkansas 1-24-08
<b>3FG percentage</b> .....	1.000 (6-6) by Kara Lawson vs. Vanderbilt 2-27-03
<b>FT made</b> .....	17 by Candace Parker vs. Middle Tennessee 12-13-07
<b>FT attempted</b> .....	21 by Candace Parker vs. Middle Tennessee 12-13-07
<b>FT percentage</b> .....	1.000 (10-10) (twice) most recently by Shanna Zolman vs. Connecticut 1-7-06
<b>Points</b> .....	39 by Chamique Holdsclaw vs. Boston College 3-15-99
<b>Off. rebounds</b> .....	14 by Bashaara Graves vs. Georgia Tech 11-17-13
<b>Def. rebounds</b> .....	13 (2x) most recently by Cierra Burdick vs. Wichita State 12-16-14
<b>Total rebounds</b> .....	22 by Daedra Charles vs. Southwest Missouri 3-16-91
<b>Assists</b> .....	13 by Shannon Bobbitt vs. Gonzaga 12-16-07
<b>Turnovers</b> .....	9 by Ashley Robinson vs. Boston College 12-6-00
<b>Blocks</b> .....	12 by Kelley Cain vs. LSU 2-22-10
<b>Steals</b> .....	8 by Tamika Catchings vs. Memphis 2-16-99

#### Team

##### High

50 vs. UT-Martin 11-19-99
97 vs. Stetson 11-26-89
.691 (38-55) vs. St. Joseph's 11-16-98
15 (2x), most recently vs. Lamar 12-1-10
30 vs. Arkansas 1-24-08
.833 (5-6) vs. DePaul 2-13-91
36 vs. Long Beach St. 12-3-88
53 vs. Long Beach St. 12-3-88
1.000 (18-18) vs. Alabama 2-19-15
133 vs. UT-Martin 11-19-99
39 vs. Colorado 12-20-93
46 vs. Stetson 3-19-11
76 vs. Tenn. State 2-27-88
31 (2x) most recently vs. Lipscomb 12-29-13
29 vs. Grambling 3-15-97
15 vs. Kentucky 2-25-10
27 vs. Louisiana State 2-22-98
63 (2x) most recently vs. C. Ark. 11-15-15
75 vs. UT-Martin 11-19-99

<b>FG MADE</b>
<b>FG ATTEMPTED</b>
<b>FG PERCENTAGE</b>
<b>3-PT. FG MADE</b>
<b>3-PT. FG ATTEMPTED</b>
<b>3-PT. FG PERCENTAGE</b>
<b>FT MADE</b>
<b>FT ATTEMPTED</b>
<b>FT PERCENTAGE</b>
<b>POINTS</b>
<b>OFFENSIVE REBOUNDS</b>
<b>DEFENSIVE REBOUNDS</b>
<b>TOTAL REBOUNDS</b>
<b>ASSISTS</b>
<b>TURNOVERS</b>
<b>BLOCKS</b>
<b>STEALS</b>
<b>1ST HALF POINTS</b>
<b>2ND HALF POINTS</b>

##### Low

14 vs. Tennessee State 12-17-13
45 (2x) most recently vs. LSU 1-22-15
.293 (24-82) (2x) most recently vs. Fla. 1-17-16
0 vs. 32 opponents
0 vs. 11 opponents
.000 vs. 32 opponents
4 (3x) most recently vs. Syracuse 11-20-15
7 (2x) most recently vs. Syracuse 11-20-15
.308 (4-13) vs. Georgia 2-28-16
43 vs. Virginia Tech 12-6-15
7 (2x) most recently vs. Arkansas 1-30-14
13 vs. Auburn 2-14-98
24 (2x) most recently vs. Arkansas 1-30-14
5 vs. Ole Miss 1-26-91
5 vs. Villanova 3-31-03
0 vs. eight opponents
0 vs. South Carolina 2-2-12
21 (2x) most recently vs. Ky. 1-12-12
18 vs. Virginia Tech 12-6-15



**THOMPSON-BOLING ARENA RECORDS (CONTINUED)**

**OPPONENTS**

**Individual**

FG made.....	17 by Kim Williams, DePaul 1-28-97
FG attempted.....	42 by Kim Williams, DePaul 1-28-97
FG percentage.....	1.000 (10-10) Misty Lamb, Vanderbilt 2-22-90
3FG made.....	9 by Molly Goodenbour, Stanford 12-21-92
3FG attempted.....	19 by Alexa Hayward, Saint Francis Pa. 12-3-14
3FG percentage.....	1.000 (4-4) (twice) most recently by Kendara Watts, Central Ark. 11-15-15
FT made.....	15 by Chantelle Anderson, Vanderbilt 2-27-03
FT attempted.....	17 by Chantelle Anderson, Vanderbilt 2-27-03
FT percentage.....	1.000 (11-11) by Adrienne Shuler, Georgia 1-28-91
Points.....	45 by Clarissa Davis, Texas 12-9-87
Off. rebounds.....	12 by JoKeirra Sneed, Louisiana Tech, 11-26-07
Def. rebounds.....	12 (twice) most recently by Peyton Whitted, Penn State 11-18-15
Total rebounds.....	19 by Chiney Ogwumike, Stanford, 12-22-12
Assists.....	11 (three times) most recently by Temeka Johnson, LSU 2-29-04
Turnovers.....	13 by Coco Miller, Georgia 1-28-98
Blocks.....	7 (three times) most recently by Brittney Griner, Baylor 11-27-11
Steals.....	8 by Tamicha Jackson, Louisiana Tech 11-14-99

**Team**

**High**

35 (2x), most recently by North Carolina 12-2-07
83 by North Carolina 12-2-07
.609 (25-41) by NW 1-5-88
13 by two opponents
36 by Missouri 1-10-13
1.000 (2-2) by LSU 2-10-90
31 by Oklahoma 11-10-02
45 by Oklahoma 11-10-02
1.000 (20-20) by LSU 2-13-88
97 by Texas 12-9-87
28 (2x), most recently by Alabama 1-6-11
34 (3x) most recently by Texas 11-29-15
57 by North Carolina 12-2-07
23 by Notre Dame 1-20-14
46 by Memphis 2-16-99
10 (2x) most rec. by Oral Roberts 3-23-13
20 by Florida 2-26-06
52 by Vanderbilt 1-19-96
56 by UCLA 12-16-90

**FG MADE**

10 by UT-Martin 12-5-06

**FG ATTEMPTED**

37 by East Tenn. State 12-2-15

**FG PERCENTAGE**

.182 (12-66) by Florida. Atl. 1-21-92

**3-PT. FG MADE**

0 by 26 opponents

**3-PT. FG ATTEMPTED**

0 by four opponents

**3-PT. FG PERCENTAGE**

.000 by 26 opponents

**FT MADE**

0 by three opponents

**FT ATTEMPTED**

0 by Florida 2-14-10

**FT PERCENTAGE**

.000 by three opponents

**POINTS**

26 by Florida Atl. 1-21-92

**OFFENSIVE REBOUNDS**

2 by Villanova 3-31-03

**DEFENSIVE REBOUNDS**

9 by Kentucky 2-13-12

**TOTAL REBOUNDS**

17 by Villanova 3-31-03

**ASSISTS**

1 by Kentucky 1-12-91

**TURNOVERS**

6 by Georgia 1-6-13

**BLOCKS**

0 (56x) most rec. by Auburn 1-10-16

**STEALS**

1 (4x) most recently by Rice 11-15-12

**1ST HALF POINTS**

8 by Stetson 11-24-89

**2ND HALF POINTS**

13 by Lipscomb 12-29-13

**YEAR-BY-YEAR ATTENDANCE**

YEAR	HOME	AVG.	GMS	AWAY/NEUTRAL	AVG.	GMS	TOTAL	AVG.	GMS
1978-79	49,054	2,725	18	50,289	2,395	21	99,343	2,547	39
1979-80	39,008	2,601	15	46,591	2,026	23	85,599	2,253	38
1980-81	38,302	3,192	12	45,857	2,414	19	84,159	2,715	31
1981-82	42,840	3,060	14	40,144	2,230	18	82,984	2,593	32
1982-83	48,530	3,033	16	37,288	2,193	17	85,818	2,601	33
1983-84	40,046	2,356	17	31,673	1,980	16	71,719	2,173	33
1984-85	37,450	2,340	16	36,628	2,289	16	74,078	2,315	32
1985-86	39,282	2,805	14	29,621	1,481	20	68,903	2,026	34
1986-87	68,852	4,303	16	74,304	4,128	18	143,156	4,210	34
1987-88	97,972	6,998	14	51,835	2,592	20	144,807	4,406	34
1988-89	75,939	5,063	15	90,435	4,111	22	166,374	4,497	37
1989-90	85,234	5,682	15	45,228	2,513	18	130,462	3,953	33
1990-91	75,811	4,738	16	69,166	3,640	19	144,977	4,142	35
1991-92	92,942	6,639	14	60,258	3,545	17	153,200	4,942	31
1992-93	78,025	6,002	13	86,815	4,569	19	164,840	5,151	32
1993-94	98,137	6,542	15	85,412	4,745	18	183,549	5,562	33
1994-95	120,477	8,032	15	169,933	7,724	22	290,410	7,849	37
1995-96	120,624	8,042	15	142,933	6,806	21	263,557	7,321	36
1996-97	167,992	10,500	16	161,556	7,024	23	329,548	8,450	39
1997-98	239,511	14,969	16	147,202	6,401	23	386,713	9,916	39
1998-99	231,915	16,565	14	181,665	9,083	20	413,580	12,164	34
1999-00	230,116	15,341	15	187,156	8,507	26	417,272	11,278	37
2000-01	232,646	15,510	15	152,223	8,012	19	384,869	11,320	34
2001-02	200,132	14,295	14	170,586	8,529	20	370,718	10,903	34
2002-03	201,353	12,585	16	204,107	9,278	22	405,460	10,670	38
2003-04	201,638	14,403	14	165,527	7,882	21	367,165	10,490	35
2004-05	201,734	13,449	15	169,196	8,459	20	370,930	10,598	35
2005-06	214,980	15,356	14	150,743	6,851	22	365,723	10,158	36
2006-07	234,845	14,678	16	191,346	7,734	21	426,191	11,518	37
2007-08	236,940	15,796	15	208,985	9,086	23	445,925	11,735	38
2008-09	209,991	13,999	15	121,793	6,776	18	331,784	10,054	33
2009-10	219,233	12,896	17	111,101	6,311	18	330,334	9,438	35
2010-11	213,128	12,537	17	138,349	6,197	20	351,477	9,499	37
2011-12	216,206	14,414	15	139,292	6,633	21	355,498	9,875	36
2012-13	205,027	11,390	18	96,992	5,705	17	302,019	8,629	35
2013-14	198,692	11,038	18	91,026	5,354	17	289,718	8,278	35
2014-15	186,754	10,375	18	96,901	5,383	18	283,655	7,879	36
2015-16	177,004	10,412	17	87,981	4,631	19	264,985	7,361	36



## LARGEST CROWDS (122 GAMES WITH 15,000+ SPECTATORS)

Crowd	Opponent	Site	Result	Date	Crowd	Opponent	Site	Result	Date
29,619	Connecticut	San Antonio, Texas	56-79 L	3/29/02	17,152	Vanderbilt	Knoxville	70-67 W	2/12/06
28,937	Michigan State	Indianapolis, Ind.	64-68 L	4/3/05	17,077	South Carolina	Knoxville	99-45 W	1/11/01
28,210	Connecticut	Atlanta, Ga.	68-73 L	4/08/03	16,990	Duke	Knoxville	54-62 L	2/16/09
28,210	Duke	Atlanta, Ga.	66-56 W	4/06/03	16,897	Arkansas	Knoxville	79-69 W	1/10/00
24,653	Connecticut	Knoxville	89-80 W	1/7/06	16,845	North Carolina	Knoxville	83-79 W	12/2/07
24,611	Connecticut	Knoxville	72-86 L	1/5/02	16,836	Mississippi State	Knoxville	66-59 W	1/15/01
24,597	Connecticut	Knoxville	84-69 W	1/3/98	16,799	Alabama	Knoxville	89-54 W	1/29/06
24,563	Texas	Knoxville	78-97 L	12/9/87	16,782	Arizona State	Phoenix, Ariz.	67-63 W	12/27/00
24,373	Old Dominion	Knoxville	85-61 W	2/7/98	16,737	Mississippi	Knoxville	119-52 W	2/8/01
24,251	Vanderbilt	Knoxville	73-53 W	2/25/07	16,714	Old Dominion	Cincinnati, Ohio	68-59 W	3/30/97
24,051	Kentucky	Knoxville	98-60 W	1/17/99	16,714	Notre Dame	Cincinnati, Ohio	80-66 W	3/28/97
24,046	Connecticut	Knoxville	92-88 W	2/1/01	16,645	Vanderbilt	Knoxville	64-57 W	1/17/10
23,385	Connecticut	Knoxville	67-74 L	1/8/00	16,629	Florida	Knoxville	79-40 W	2/9/03
23,291	Georgia	Charlotte, N.C.	83-65 W	3/31/96	16,623	Baylor	Knoxville	67-76 L	11/27/11
23,291	Connecticut	Charlotte, N.C.	88-83 W (OT)	3/29/96	16,532	Florida	Knoxville	92-61 W	2/28/08
22,694	Louisiana State	Knoxville	90-58 W	2/22/98	16,490	Louisiana Tech	Knoxville	75-61 W	11/21/97
22,635	Georgia	Knoxville	102-69 W	1/14/99	16,471	Kentucky	Knoxville	67-49 W	1/23/05
22,515	Connecticut	Knoxville	67-81 L	2/5/04	16,464	Stetson	Knoxville	102-59 W	12/3/87
21,968	Vanderbilt	Knoxville	70-66 W	2/22/01	16,451	Florida	Knoxville	83-44 W	2/14/10
21,655	Stanford	Tampa, Fla.	64-48 W	4/8/08	16,413	South Carolina	Knoxville	68-56 W	1/18/09
21,655	Louisiana State	Tampa, Fla.	47-46 W	4/6/08	16,361	Auburn	Knoxville	82-61 W	2/5/12
21,592	Vanderbilt	Knoxville	64-59 W	2/17/97	16,342	Vanderbilt	Knoxville	91-71 W	2/27/03
21,118	Duke	Knoxville	70-74 L	1/22/07	16,333	Florida	Knoxville	97-78 W	2/13/00
21,077	Mississippi State	Knoxville	94-53 W	2/6/99	16,294	Connecticut	Hartford, Conn.	70-64 W	1/6/07
20,956	Vanderbilt	Knoxville	75-68 W	2/16/02	16,294	Connecticut	Hartford, Conn.	68-67 W	1/8/05
20,790	Florida	Knoxville	93-95 L (OT)	2/26/06	16,294	Connecticut	Hartford, Conn.	62-63 L (OT)	1/4/03
20,704	Rutgers	Cleveland, Ohio	59-46 W	4/3/07	16,294	Connecticut	Hartford, Conn.	76-81 L	12/30/00
20,704	North Carolina	Cleveland, Ohio	56-50 W	4/1/07	16,294	Connecticut	Hartford, Conn.	57-72 L	1/5/97
20,573	Kentucky	Knoxville	89-64 W	2/24/02	16,179	Memphis	Knoxville	98-60 W	12/15/00
20,249	Mississippi State	Knoxville	72-46 W	2/24/08	16,098	Mississippi	Knoxville	86-43 W	2/6/03
20,090	Louisiana State	Knoxville	85-62 W	2/29/04	16,058	Georgia	Knoxville	73-43 W	2/5/09
20,068	Vanderbilt	Knoxville	89-53 W	2/18/99	16,013	Kentucky	Knoxville	72-58 W	2/15/15
20,060	Rutgers	Philadelphia, Pa.	64-54 W	3/31/00	15,978	Old Dominion	Knoxville	113-55 W	1/3/00
20,060	Connecticut	Philadelphia, Pa.	52-71 L	4/2/00	15,838	Mississippi State	Knoxville	82-68 W	2/22/09
19,722	UCLA	Knoxville	100-77 W	12/21/98	15,737	Auburn	Knoxville	79-63 W	2/14/98
19,666	Vanderbilt	Knoxville	79-63 W	1/20/08	15,735	Rutgers	New York, N.Y.	68-54 W	1/3/99
19,576	Louisiana State	Knoxville	69-72 L	2/9/06	15,699	Texas	Knoxville	92-67 W	11/18/07
19,339	Alabama	Knoxville	65-47 W	2/6/00	15,686	Stanford	Knoxville	63-58 W	12/17/00
19,259	Kentucky	Knoxville	79-51 W	2/3/08	15,664	Kentucky	Knoxville	71-75 L	2/16/14
19,208	Vanderbilt	Knoxville	86-54 W	1/25/98	15,627	Memphis	Knoxville	113-39 W	2/16/99
19,143	Kentucky	Knoxville	83-39 W	1/27/01	15,615	Louisiana Tech	Austin, Texas	67-44 W	3/29/87
19,092	Notre Dame	Knoxville	78-54 W	12/30/06	15,615	Long Beach State	Austin, Texas	74-64 W	3/27/87
18,952	Kentucky	Knoxville	84-62 W	2/11/07	15,588	Mississippi State	Knoxville	84-71 W	2/24/05
18,643	Vanderbilt	Knoxville	72-63 W	2/13/05	15,574	Louisiana State	Knoxville	62-78 L	2/14/08
18,633	Arkansas	Knoxville	72-54 W	1/13/05	15,556	Louisiana Tech	Knoxville	90-75 W	11/23/01
18,563	Florida	Knoxville	75-59 W	2/26/12	15,606	Tenn.-Martin	Knoxville	133-60 W	11/19/99
18,453	South Carolina	Knoxville	72-58 W	2/8/04	15,491	Stanford	Knoxville	77-60 W	11/24/06
18,410	Arkansas	Knoxville	93-65 W	2/7/02	15,438	Vanderbilt	Knoxville	78-52 W	2/4/00
18,279	Mississippi	Knoxville	96-58 W	2/4/99	15,409	Old Dominion	Knoxville	90-37 W	12/28/11
18,211	Connecticut	New Orleans, La.	61-70 L	4/6/04	15,396	Texas	Knoxville	60-70 L	12/28/03
18,211	Louisiana State	New Orleans, La.	52-50 W	2/4/04	15,390	Arkansas	Knoxville	88-58 W	1/1/98
18,180	Auburn	Knoxville	76-61 W	2/27/00	15,317	Vanderbilt	Nashville, Tenn.	73-68 W	1/30/93
18,038	Connecticut	Minneapolis, Minn.	64-70 L	4/2/95	15,312	Louisiana State	Knoxville	91-69 W	1/9/94
18,038	Georgia	Minneapolis, Minn.	73-51 W	4/1/95	15,311	Vanderbilt	Nashville, Tenn.	66-60 W	2/7/99
18,036	Louisiana State	Knoxville	80-48 W	2/20/00	15,233	LSU	Baton Rouge, La.	58-68 L	2/10/05
17,976	Louisiana Tech	Kansas City, Mo.	93-75 W	3/29/98	15,217	LSU	Baton Rouge, La.	68-65 W	2/23/03
17,976	Arkansas	Kansas City, Mo.	86-58 W	3/27/98	15,187	Vanderbilt	Nashville, Tenn.	79-71 W	2/25/96
17,879	Vanderbilt	Knoxville	87-64 W	1/51/12	15,159	Vanderbilt	Knoxville	79-57 W	2/13/94
17,798	Texas	Knoxville	106-76 W	12/30/99	15,132	Florida	Knoxville	99-60 W	1/10/98
17,690	Rutgers	Knoxville	59-58 W	2/11/08	15,021	South Carolina	Knoxville	60-64 L	2/2/12
17,667	Stanford	Knoxville	98-62 W	12/19/98	15,010	South Carolina	Knoxville	97-78 W	1/23/03

### WON-LOST RECORD IN GAMES WITH ATTENDANCE OF 10,000

Site	Won	Lost	Pct.
Home	350	26	.931
Away	44	15	.746
Neutral	31	13	.705
<b>Overall</b>	<b>425</b>	<b>54</b>	<b>.887</b>

- During the last 38 years, more than nine million people have watched the University of Tennessee Lady Volunteers play basketball.
- This breaks down into 5,468,362 spectators at home viewing the team and 4,168,137 folks watching the team on the road or at a neutral site for a total of 9,636,499.
- Tennessee originally set the world record for most spectators at a women's basketball game with 24,563 in attendance at the Tennessee vs. Texas game on Dec. 9, 1987. UT continues to hold the mark for most fans to attend a women's basketball game at an on-campus facility, with 24,653 against Connecticut on Jan. 7, 2006.

GENERAL

STAFF

PLAYERS

REVIEW

HISTORY

FACILITIES

NCAA

SEC

RECORDS

MEDIA INFO





**TOP 25 AWAY CROWDS**

	<b>CROWD</b>	<b>OPPONENT</b>	<b>SITE</b>	<b>RESULT</b>	<b>DATE</b>
1.	22,124	Louisville	Louisville, Ky.	63-50 W	11/12/10
2.	16,294	Connecticut	Hartford, Conn.	70-64 W	1/6/07
	16,294	Connecticut	Hartford, Conn.	68-67 W	1/08/05
	16,294	Connecticut	Hartford, Conn.	62-63 L OT	1/04/03
	16,294	Connecticut	Hartford, Conn.	57-72 L	1/05/97
	16,294	Connecticut	Hartford, Conn.	76-81 L	12/30/00
7.	15,317	Vanderbilt	Nashville, Tenn.	73-68 W	1/30/93
8.	15,311	Vanderbilt	Nashville, Tenn.	66-60 W	2/07/99
9.	15,233	LSU	Baton Rouge, La.	58-68 L	2/10/05
10.	15,217	LSU	Baton Rouge, La.	68-65 W	2/23/03
11.	15,187	Vanderbilt	Nashville, Tenn.	79-71 W	2/25/96
12.	14,848	Vanderbilt	Nashville, Tenn.	91-60 W	2/16/98
13.	14,390	South Carolina	Columbia, S.C.	66-71 L	2/23/15
14.	14,316	Vanderbilt	Nashville, Tenn.	81-68 W	2/17/08
15.	14,168	Vanderbilt	Nashville, Tenn.	59-76 L	2/02/02
16.	14,014	Arkansas	Fayetteville, Ark.	92-79 W	1/30/03
17.	13,689	Kentucky	Lexington, Ky.	63-66 L	1/26/06
18.	13,227	Vanderbilt	Nashville, Tenn.	72-70 W	12/31/94
19.	13,127	Vanderbilt	Nashville, Tenn.	80-68 W	1/19/06
20.	12,645	Vanderbilt	Nashville, Tenn.	84-82 W	1/31/94
21.	12,552	Oklahoma	Oklahoma City, Okla.	70-80 L	2/2/09
22.	12,417	Vanderbilt	Nashville, Tenn.	92-79 WOT	1/19/97
23.	12,343	Iowa	Iowa City, Iowa	56-72 L	3/27/93
24.	12,222	Florida	Gainesville, Fla.	103-73 W	2/11/01
25.	12,168	South Carolina	Columbia, S.C.	80-61 W	1/17/02

**TOP 25 NEUTRAL SITE CROWDS**

	<b>CROWD</b>	<b>OPPONENT</b>	<b>SITE</b>	<b>RESULT</b>	<b>DATE</b>
1.	29,619	Connecticut	San Antonio, Texas	56-79 L	3/29/02
2.	28,937	Michigan State	Indianapolis, Ind.	64-68 L	4/03/05
3.	28,210	Connecticut	Atlanta, Ga.	68-73 L	4/08/03
	28,210	Duke	Atlanta, Ga.	66-56 W	4/06/03
5.	23,291	Georgia	Charlotte, N.C.	83-65 W	3/31/96
	23,291	Connecticut	Charlotte, N.C.	88-83 W (OT)	3/29/96
7.	21,655	Stanford	Tampa, Fla.	64-48 W	4/8/08
	21,655	Louisiana State	Tampa, Fla.	47-46 W	4/6/08
9.	20,704	Rutgers	Cleveland, Ohio	59-46 W	4/3/07
	20,704	North Carolina	Cleveland, Ohio	56-50 W	4/1/07
11.	20,060	Connecticut	Philadelphia, Pa.	52-71 L	4/2/00
	20,060	Rutgers	Philadelphia, Pa.	64-54 W	3/31/00
13.	18,212	Connecticut	New Orleans, La.	61-70 L	4/6/04
	18,212	Louisiana State	New Orleans, La.	52-50 W	4/4/04
15.	18,038	Connecticut	Minneapolis, Minn.	64-70 L	4/02/95
	18,038	Georgia	Minneapolis, Minn.	73-51 W	4/01/95
17.	17,976	Louisiana Tech	Kansas City, Mo.	93-75 W	3/29/98
	17,976	Arkansas	Kansas City, Mo.	80-66 W	3/27/98
19.	16,782	Arizona State	Phoenix, Ariz.	67-63 W	12/27/00
20.	16,714	Old Dominion	Cincinnati, Ohio	68-59 W	3/30/97
	16,714	Notre Dame	Cincinnati, Ohio	80-66 W	3/28/97
22.	15,735	Rutgers	New York, N.Y.	68-54 W	1/03/99
23.	15,615	Louisiana Tech	Austin, Texas	67-44 W	3/29/87
	15,615	Long Beach State	Austin, Texas	74-64 W	3/27/87
25.	14,848	North Carolina	Nashville, Tenn.	76-70 W	3/23/98



## STOKELY ATHLETICS CENTER ►

Stokely Athletics Center was home to the Lady Volunteer basketball team from 1976-87. The facility, which still housed UT Athletics offices long after its days of hosting games, was closed for good in December 2012 and demolished during the summer of 2014.

The Stokely Arena, which was encircled by a four-lane Tartan indoor track, seated 12,700, while the building housed the former men's and women's athletics department offices. The building was originally called the UT Armory Field House in 1958 and seated just more than 7,000 spectators. Through the generosity of the late William B. Stokely, Jr., further construction was completed and on Dec. 1, 1966, the facility was renamed to honor the Stokely family.

In 1986, Stokely took on a new look as a wood playing surface replaced the old tartan court. The Horner "Pro King" hardwood was painted with the traditional outline of the state of Tennessee in the center of the floor and the familiar end line markings. The court was special-made for the University by the same manufacturer who supplied the basketball court to the Forum for the 1984 Los Angeles Olympic Games.

Stokely Athletics Center was the site of some historic games for the Lady Vols. The first women's contest played in SAC pitted Tennessee versus Kentucky on Nov. 13, 1976. The Lady Vols not only trounced the Lady Kats, 107-53, but UT's Patricia Roberts tossed in a Field House record 51 points. That mark stands as the Lady Vol record to this day.

Along the way, Tennessee hosted the great gold medalist USSR Olympic Team in 1979, the USA All-Star team in 1979 and the first Southeastern Conference Championships in 1980.

The last Lady Vol game in Stokely, before moving to Thompson-Boling Arena, was a 77-61 win over Auburn in the finals of the NCAA Mid-east Regionals on March 21, 1987. A week later, the Lady Vols returned to Stokely to celebrate UT's first NCAA basketball title with thousands of fans in attendance.

Although no formal attendance figures were kept prior to 1982, Tennessee most-assuredly was among the nation's elite in fan support.



## ALUMNI GYM ►

Constructed in the 1930's, Alumni Gym was the first real home to the inaugural Lady Vol team in 1974, which was coached by Pat Summitt. The court in the tiny arena (seating 3,000) was the centerpiece of an encircling tri-balcony seating arrangement.

### STOKELY & ALUMNI GYM RECORDS

YEAR	WINS	LOSSES	PCT.	SITE
1974-75	6	2	.750	Alumni
1975-76	7	4	.636	Alumni
1976-77	3	0	1.000	Alumni
	5	0	1.000	Stokely
1977-78	12	0	1.000	Stokely
1978-79	17	1	.944	Stokely
1979-80	14	1	.933	Stokely
1980-81	12	0	1.000	Stokely
1981-82	12	2	.857	Stokely
1982-83	12	4	.750	Stokely
1983-84	14	3	.823	Stokely
1984-85	13	3	.813	Stokely
1985-86	11	3	.786	Stokely
1986-87	15	1	.938	Stokely
<b>TOTALS</b>	<b>153</b>	<b>24</b>	<b>.864</b>	

\* Lady Vols produced a record of 137-18 (.884) in Stokely Athletics Center

### LARGEST STOKELY CROWDS

	OPPONENT	SCORE	ATTEND.
1-29-79	Louisiana State	W, 92-48	10,000
1-26-80	Old Dominion	L, 54-61	9,496
2-14-82	Old Dominion	W, 62-58	9,010
1-24-87	Georgia	W, 78-72	8,623
2-02-86	Florida	W, 82-60	8,003
3-21-87	Auburn	W, 77-61	7,533
12-06-82	Southern Cal	L, 71-81	7,231
3-01-87	UNC Charlotte	W, 91-44	7,067
2-08-86	Auburn	L, 60-66	6,428
3-15-87	Tennessee Tech	W, 95-59	5,998
3-21-81	Maryland	W, 79-67	5,995
1-05-79	UCLA	W, 88-74	5,950
11-20-82	Old Dominion	L, 72-78	5,442
3-19-87	Virginia	W, 66-58	5,420
1-03-81	UCLA	L, 62-65	5,300
3-10-79	Old Dominion	L, 72-74	5,100
12-05-78	Middle Tennessee	W, 87-63	5,000
2-17-79	Kentucky	W, 89-51	5,000
2-06-83	N.C. State	W, 91-78	4,929
1-11-87	Kentucky	W, 76-64	4,883



**ALL-TIME YEAR-BY-YEAR HOME RECORDS**

YEAR	WINS	LOSSES	PCT	ARENA	AVG. ATT.
1974-75	6	2	.750	Alumni Gym	n/a
1975-76	7	4	.636	Alumni Gym	n/a
1976-77	8	0	1.000	Alumni Gym	n/a
1977-78	12	0	1.000	Stokely Athletics Ctr	n/a
1978-79	17	1	.944	Stokely Athletics Ctr	2,725
1979-80	14	1	.933	Stokely Athletics Ctr	2,601
1980-81	12	0	1.000	Stokely Athletics Ctr	3,192
1981-82	12	2	.857	Stokely Athletics Ctr	3,060
1982-83	12	4	.750	Stokely Athletics Ctr	3,033
1983-84	14	3	.823	Stokely Athletics Ctr	2,356
1984-85	13	3	.813	Stokely Athletics Ctr	2,340
1985-86	11	3	.786	Stokely Athletics Ctr	2,805
1986-87	15	1	.938	Stokely Athletics Ctr	4,303
1987-88	12	2	.857	Thompson-Boling	6,998
1988-89	15	0	1.000	Thompson-Boling	5,063
1989-90	14	1	.933	Thompson-Boling	5,682
1990-91	15	1	.938	Thompson-Boling	4,738
1991-92	14	0	1.000	Thompson-Boling	6,639*
1992-93	13	0	1.000	Thompson-Boling	6,002
1993-94	15	0	1.000	Thompson-Boling	6,542
1994-95	15	0	1.000	Thompson-Boling	8,032*
1995-96	14	1	.933	Thompson-Boling	8,042
1996-97	14	2	.875	Thompson-Boling	10,500*
1997-98	16	0	1.000	Thompson-Boling	14,969*
1998-99	14	0	1.000	Thompson-Boling	16,565*
1999-00	13	2	.867	Thompson-Boling	15,341*
2000-01	15	0	1.000	Thompson-Boling	15,510*
2001-02	12	2	.857	Thompson-Boling	14,295*
2002-03	16	0	1.000	Thompson-Boling	12,585
2003-04	12	2	.857	Thompson-Boling	14,403*
2004-05	14	1	.933	Thompson-Boling	13,449*
2005-06	12	2	.857	Thompson-Boling	15,356*
2006-07	15	1	.938	Thompson-Boling	14,678*
2007-08	14	1	.933	Thompson-Boling	15,796*
2008-09	13	2	.867	Thompson-Boling	13,999*
2009-10	17	0	1.000	Thompson-Boling	12,896*
2010-11	17	0	1.000	Thompson-Boling	12,069*
2011-12	12	3	.800	Thompson-Boling	14,414*
2012-13	16	2	.889	Thompson-Boling	11,390*
2013-14	15	3	.833	Thompson-Boling	11,038*
2014-15	18	0	1.000	Thompson-Boling	10,375
2015-16	13	4	.765	Thompson-Boling	10,412
<b>TOTALS</b>	<b>568</b>	<b>56</b>	<b>.910</b>	<b>* Led NCAA in home attendance</b>	

**PRATT PAVILION**

In October 2006, Tennessee Athletics had a ground-breaking ceremony to officially recognize construction on the Pratt Pavilion, the state-of-the-art basketball practice facility named in UT alumnus Larry F. Pratt's honor for his \$5 million lead gift to the basketball programs. The Pratt Pavilion, which opened in the fall of 2007, houses two full-size gymnasiums, one each for the men's and women's basketball teams, as well as space for an athletic training room, weight room, film study room and a recruiting lounge.

Directly connected to Thompson-Boling Arena, Pratt Pavilion has convenient ground level parking. The 70,000-square-foot structure has four short courts within each of the two full-size courts. The facility is equipped with secured practice facilities, spacious locker rooms and recruiting rooms as well. Balconies at the south side of the building overlook the practice courts.

Pratt Pavilion had a total project cost of \$16 million, funded entirely through private gifts. Lead donor Pratt's commitment in April 2006, coupled with leadership gifts from other campaign donors, including Jim Haslam, Brenda Lawson and Robbie Nutt, enabled UT to move forward with the project.

This was not Pratt's first donation. In the 1990s he honored his father Floyd by creating an endowed scholarship in his name as a member of the Nathan Dougherty Society. He also was recognized at the Tennessee vs. Georgia football game in 2003 for a \$1 million donation to the STEP-UP Campaign. Pratt, an Athens, Tenn., native, currently resides in McLean, Va. He graduated from the University of Tennessee in 1972 from the college of business and serves as president and CEO of First Savings Mortgage Corporation, the largest private mortgage banker in Washington D.C.





VOLUNTEERS



**NCAA HISTORY**



**EIGHT NCAA TITLES**

**1987 • 1989 • 1991 • 1996 • 1997 • 1998 • 2007 • 2008**

**22 FINAL FOUR APPEARANCES (AIAW & NCAA)**

■ 1977

**Minneapolis, Minnesota • Williams Arena**

March 23	Michigan State	76-62
March 24	Kansas State	81-69
March 25	Delta State	58-62
March 26	Immaculata	91-71

AIAW Third Place

■ 1979

**Greensboro, North Carolina • Greensboro Coliseum**

March 23	Louisiana Tech	84-102
March 25	UCLA	104-86

AIAW Third Place

■ 1980

**Mount Pleasant, Michigan • Rose Arena**

March 21	South Carolina	75-72
March 23	Old Dominion	53-68

AIAW Runner-Up

■ 1981

**Eugene, Oregon • McArthur Court**

March 27	Old Dominion	68-65
March 29	Louisiana Tech	59-79

AIAW Runner-Up

■ 1982

**Norfolk, Virginia • The Scope**

March 26	Louisiana Tech	46-69
----------	----------------	-------

NCAA Third Place

■ 1984

**Los Angeles, California • Pauley Pavilion**

March 30	Cheyney	82-73
April 1	Southern California	61-72

NCAA Runner-Up

■ 1986

**Lexington, Kentucky • Rupp Arena**

March 28	Southern California	59-83
----------	---------------------	-------

NCAA Third Place

■ 1987

**Austin, Texas • Frank Erwin Center**

March 27	Long Beach State	74-64
March 29	Louisiana Tech	67-44

NCAA National Champions

■ 1988

**Tacoma, Washington • Tacoma Dome**

April 1	Louisiana Tech	59-68
---------	----------------	-------

NCAA Third Place

■ 1989

**Tacoma, Washington • Tacoma Dome**

March 31	Maryland	77-65
April 2	Auburn	76-60

NCAA National Champions

■ 1991

**New Orleans, Louisiana • Lakefront Arena**

March 30	Stanford	68-60
March 31	Virginia	70-67 OT

NCAA National Champions

■ 1995

**Minneapolis, Minnesota • Target Center**

April 1	Georgia	73-51
April 2	Connecticut	64-70

NCAA Runner-Up

■ 1996

**Charlotte, North Carolina • Charlotte Coliseum**

March 29	Connecticut	88-83 OT
March 31	Georgia	83-65

NCAA National Champions

■ 1997

**Cincinnati, Ohio • Riverfront Coliseum**

March 29	Notre Dame	80-66
March 30	Old Dominion	68-59

NCAA National Champions

■ 1998

**Kansas City, Missouri • Kemper Arena**

March 27	Arkansas	86-58
March 29	Louisiana Tech	93-75

NCAA National Champions

■ 2000

**Philadelphia, Pennsylvania • First Union Center**

March 31	Rutgers	64-54
April 2	Connecticut	52-71

NCAA Runner-Up

■ 2002

**San Antonio, Texas • Alamodome**

March 29	Connecticut	56-79
----------	-------------	-------

NCAA Third Place

■ 2003

**Atlanta, Georgia • Georgia Dome**

April 6	Duke	66-56
April 8	Connecticut	68-73

NCAA Runner-Up

■ 2004

**New Orleans, Louisiana • New Orleans Arena**

April 4	LSU	52-50
April 6	Connecticut	61-70

NCAA Runner-Up

■ 2005

**Indianapolis, Indiana • RCA Dome**

April 3	Michigan State	64-68
---------	----------------	-------

NCAA Third Place

■ 2007

**Cleveland, Ohio • Quicken Loans Arena**

April 1	North Carolina	56-50
April 3	Rutgers	59-46

NCAA National Champions

■ 2008

**Tampa, Florida • St. Pete Times Forum**

April 6	LSU	47-46
April 8	Stanford	64-48

NCAA National Champions



# ALL-TIME WOMEN'S FINAL FOUR RESULTS

## YEAR AIAW FINAL FOUR TEAMS

1972	Immaculata, West Chester, Indiana, Western Carolina
1973	Immaculata, Queens, Southern Connecticut, Indiana
1974	Immaculata, Mississippi College, So. Connecticut, William Penn
1975	Delta State, Immaculata, Cal State-Fullerton, So. Connecticut
1976	Delta State, Immaculata, Wayland Baptist, William Penn
1977	Delta State, Louisiana St., <b>TENNESSEE</b> , Immaculata
1978	UCLA, Maryland, Montclair State, Wayland Baptist
1979	Old Dominion, Louisiana Tech, <b>TENNESSEE</b> , UCLA
1980	Old Dominion, <b>TENNESSEE</b> , South Carolina, Southern California
1981	Louisiana Tech, <b>TENNESSEE</b> , Old Dominion, Southern California
1982	Rutgers, Texas, Villanova, Wayland Baptist

## CHAMPION SCORE RUNNER-UP SITE

Immaculata	52-48	West Chester	West Chester, Pa.
Immaculata	59-52	Queens	Flushing, N.Y.
Immaculata	68-53	Mississippi College	Manhattan, Kan.
Delta State	90-81	Immaculata	Harrisonburg, Va.
Delta State	69-64	Immaculata	University Park, Pa.
Delta State	68-55	Louisiana State	Minneapolis, Minn.
UCLA	90-74	Maryland	Los Angeles, Calif.
Old Dominion	75-65	Louisiana Tech	Greensboro, N.C.
Old Dominion	68-53	<b>TENNESSEE</b>	Mt. Pleasant, Mich.
Louisiana Tech	79-59	<b>TENNESSEE</b>	Eugene, Ore.
Rutgers	83-77	Texas	Philadelphia, Pa.

## YEAR NCAA FINAL FOUR TEAMS

1982	Louisiana Tech, Cheyney, <b>TENNESSEE</b> , Maryland
1983	Southern California, Louisiana Tech, Georgia, Old Dominion
1984	Southern California, <b>TENNESSEE</b> , Cheyney, Louisiana Tech
1985	Old Dominion, Georgia, Western Kentucky, Northeast Louisiana
1986	Texas, Southern California, <b>TENNESSEE</b> , Western Kentucky
1987	<b>TENNESSEE</b> , Louisiana Tech, Long Beach State, Texas
1988	Louisiana Tech, Auburn, <b>TENNESSEE</b> , Long Beach State
1989	<b>TENNESSEE</b> , Auburn, Maryland, Louisiana Tech
1990	Stanford, Auburn, Virginia, Louisiana Tech
1991	<b>TENNESSEE</b> , Virginia, Stanford, Connecticut
1992	Stanford, Western Kentucky, Southwest Missouri, Virginia
1993	Texas Tech, Ohio State, Iowa, Vanderbilt
1994	North Carolina, Louisiana Tech, Alabama, Purdue
1995	Connecticut, <b>TENNESSEE</b> , Georgia, Stanford
1996	<b>TENNESSEE</b> , Georgia, Connecticut, Stanford
1997	<b>TENNESSEE</b> , Old Dominion, Notre Dame, Stanford
1998	<b>TENNESSEE</b> , Louisiana Tech, Arkansas, North Carolina State
1999	Purdue, Duke, Georgia, Louisiana Tech
2000	Connecticut, <b>TENNESSEE</b> , Penn State, Rutgers
2001	Notre Dame, Purdue, Connecticut, Southwest Missouri State
2002	Connecticut, Oklahoma, Duke, <b>TENNESSEE</b>
2003	Connecticut, <b>TENNESSEE</b> , Duke, Texas
2004	Connecticut, <b>TENNESSEE</b> , LSU, Minnesota,
2005	Baylor, Michigan State, LSU, <b>TENNESSEE</b>
2006	Maryland, Duke, LSU, North Carolina
2007	<b>TENNESSEE</b> , Rutgers, North Carolina, LSU
2008	<b>TENNESSEE</b> , Stanford, LSU, Connecticut
2009	Connecticut, Louisville, Oklahoma, Stanford
2010	Connecticut, Baylor, Oklahoma, Stanford
2011	Texas A&M, Notre Dame, Stanford, Connecticut
2012	Baylor, Notre Dame, Stanford, Connecticut
2013	Connecticut, Louisville, California, Notre Dame
2014	Connecticut, Notre Dame, Stanford, Maryland
2015	Connecticut, Notre Dame, South Carolina, Maryland
2016	Connecticut, Syracuse, Oregon State, Washington

## CHAMPION SCORE RUNNER-UP SITE

Louisiana Tech	76-62	Cheyney	Norfolk, Va.
Southern California	69-67	Louisiana Tech	Norfolk, Va.
Southern California	72-61	<b>TENNESSEE</b>	Los Angeles, Calif.
Old Dominion	70-65	Georgia	Austin, Texas
Texas	97-81	Southern California	Lexington, Ky.
<b>TENNESSEE</b>	67-44	Louisiana Tech	Austin, Texas
Louisiana Tech	56-54	Auburn	Tacoma, Wash.
<b>TENNESSEE</b>	76-60	Auburn	Tacoma, Wash.
Stanford	88-81	Auburn	Knoxville, Tenn.
<b>TENNESSEE</b>	*70-67	Virginia	New Orleans, La.
Stanford	78-62	Western Kentucky	Los Angeles, Calif.
Texas Tech	84-82	Ohio State	Atlanta, Ga.
North Carolina	60-59	Louisiana Tech	Richmond, Va.
Connecticut	70-64	<b>TENNESSEE</b>	Minneapolis, Minn.
<b>TENNESSEE</b>	83-65	Georgia	Charlotte, N.C.
<b>TENNESSEE</b>	68-59	Old Dominion	Cincinnati, Ohio
<b>TENNESSEE</b>	93-75	Louisiana Tech	Kansas City, Mo.
Purdue	62-45	Duke	San Jose, Calif.
Connecticut	72-51	<b>TENNESSEE</b>	Philadelphia, Pa.
Notre Dame	68-66	Purdue	St. Louis, Mo.
Connecticut	82-70	Oklahoma	San Antonio, Texas
Connecticut	73-68	<b>TENNESSEE</b>	Atlanta, Ga.
Connecticut	70-61	<b>TENNESSEE</b>	New Orleans, La.
Baylor	84-62	Michigan State	Indianapolis, Ind.
Maryland	*78-75	Duke	Boston, Mass.
<b>TENNESSEE</b>	59-46	Rutgers	Cleveland, Ohio
<b>TENNESSEE</b>	64-48	Stanford	Tampa, Fla.
Connecticut	76-54	Louisville	St. Louis, Mo.
Connecticut	53-47	Stanford	San Antonio, Texas
Texas A&M	76-70	Notre Dame	Indianapolis, Ind.
Baylor	80-61	Notre Dame	Denver, Colo.
Connecticut	93-60	Louisville	New Orleans, La.
Connecticut	79-58	Notre Dame	Nashville, Tenn.
Connecticut	63-53	Notre Dame	Tampa, Fla.
Connecticut	82-51	Syracuse	Indianapolis, Ind.

\*denotes overtime game



The Lady Vols are the only school to play in all 35 NCAA Women's Basketball Tournaments, advancing to 18 NCAA Final Fours and winning eight NCAA National Championships. Those titles came in 1987, 1989, 1991, 1996, 1997, 1998, 2007 and 2008.

GENERAL

STAFF

PLAYERS

REVIEW

HISTORY

FACILITIES

NCAA

SEC

RECORDS

MEDIA INFO





# ALL-TIME NCAA TOURNAMENT SEEDING

## ALL-TIME NCAA TOURNAMENT NO. 1 SEEDS

Year	East	Midwest	West
1982*	Old Dominion	So. California	Louisiana Tech
1983	Cheyney	<b>TENNESSEE</b>	Louisiana Tech
1984*	Old Dominion	Georgia	Louisiana Tech
1985	Old Dominion	Texas	Louisiana Tech
1986*	Virginia	Georgia	Texas
1987**	Texas	Auburn	Louisiana Tech
1988*	<b>TENNESSEE</b>	Auburn	Texas
1989**	<b>TENNESSEE</b>	Auburn	Louisiana Tech
1990	<b>TENNESSEE</b>	Washington	Louisiana Tech
1991**	Penn State	<b>TENNESSEE</b>	Virginia
1992	Virginia	<b>TENNESSEE</b>	Iowa
1993	Ohio State	<b>TENNESSEE</b>	Vanderbilt
1994	Connecticut	<b>TENNESSEE</b>	Penn State
1995*	Connecticut	<b>TENNESSEE</b>	Colorado
1996**	<b>TENNESSEE</b>	Connecticut	Louisiana Tech
1997**	UNC	Old Dominion	Connecticut
1998**	Old Dominion	<b>TENNESSEE</b>	Texas Tech
1999	<b>TENNESSEE</b>	Connecticut	Purdue
2000*	Connecticut	<b>TENNESSEE</b>	Louisiana Tech
2001	Connecticut	<b>TENNESSEE</b>	Notre Dame
2002*	Duke	Connecticut	Vanderbilt
2003*	Connecticut	<b>TENNESSEE</b>	Duke
2004*	Penn State	Duke	<b>TENNESSEE</b>
2005*	UNC	<b>TENNESSEE</b>	Michigan State
	Tempe	Philadelphia	Kansas City
2006	Duke	North Carolina	LSU
	Bridgeport	Cleveland	San Antonio
2007**	Duke	<b>TENNESSEE</b>	North Carolina
	Greensboro	Dayton	Dallas
2008**	Connecticut	<b>TENNESSEE</b>	North Carolina
	Greensboro	Oklahoma City	New Orleans
2009	Connecticut	Duke	Maryland
	Trenton	Berkeley	Raleigh
2010	Connecticut	<b>TENNESSEE</b>	Stanford
	Dayton	Memphis	Sacramento
2011	<b>TENNESSEE</b>	Connecticut	Stanford
	Dayton	Philadelphia	Spokane
2012	Notre Dame	Connecticut	Stanford
	Raleigh	Kingston	Fresno
2013	Baylor	Stanford	Notre Dame
	Oklahoma City	Spokane	Norfolk
2014	Connecticut	South Carolina	Notre Dame
	Lincoln	Stanford	Notre Dame
2015	Connecticut	Notre Dame	South Carolina
	Albany	Oklahoma City	Greensboro
2016	Connecticut	Baylor	South Carolina
	Bridgeport	Dallas	Sioux Falls

(Key: \*UT advanced to Final Four; \*\*UT NCAA Champions)

## SEEDING THROUGH THE YEARS

Year	Seed	Region	Result
1982	#2	Midwest	Final Four (3rd)
1983	#1	Midwest	lost in regional final
1984	#3	Midwest	Final Four (2nd)
1985	#3	Midwest	lost in regional semis
1986	#4	Midwest	Final Four (3rd)
1987	#2	Midwest	NCAA Champions
1988	#1	East	Final Four (3rd)
1989	#1	East	NCAA Champions
1990	#1	East	lost in regional final (OT)
1991	#1	Midwest	NCAA Champions
1992	#1	Midwest	lost in regional semis
1993	#1	Midwest	lost in regional final
1994	#1	Midwest	lost in regional semis
1995	#1	Midwest	Final Four (2nd)
1996	#1	East	NCAA Champions
1997	#3	Midwest	NCAA Champions
1998	#1	Midwest	NCAA Champions
1999	#1	East	lost in regional final
2000	#1	Midwest	Final Four (2nd)
2001	#1	Midwest	lost in regional semis
2002	#2	Midwest	Final Four (3rd)
2003	#1	Midwest	Final Four (2nd)
2004	#1	Midwest	Final Four (2nd)
2005	#1	Philadelphia	Final Four (3rd)
2006	#2	Cleveland	lost in regional final
2007	#1	Dayton	NCAA Champions
2008	#1	Oklahoma City	NCAA Champions
2009	#5	Berkeley	lost in first round
2010	#1	Memphis	lost in regional semis
2011	#1	Dayton	lost in regional final
2012	#2	Des Moines	lost in regional final
2013	#2	Oklahoma City	lost in regional final
2014	#1	Louisville	lost in regional semis
2015	#2	Spokane	lost in regional final
2016	#7	Sioux Falls	lost in regional final

## TENNESSEE NCAA TOURNAMENT STATISTICS

Year - Games	FG-FGA	PCT	3FG-FGA	PCT	FT-FTA	PCT	REB-AVG	PF	PTS-AVG	AS	TO	BK	ST
<b>1982 - 4 games</b>													
UT	105-220	.477			77-99	.778	147-36.8	81	287-71.8	53	82	10	40
OPP	109-253	.431			60-89	.674	157-39.3	88	278-69.5	30	81	15	38
<b>1983 - 3 games</b>													
UT	91-188	.484			57-83	.687	153-51.0	75	239-79.7	41	62	7	27
OPP	79-203	.389			43-70	.614	101-33.7	74	201-67.0	24	60	8	28
<b>1984 - 5 games</b>													
UT	138-299	.462			75-106	.708	220-44.0	91	351-70.2	73	85	5	38
OPP	126-316	.399			64-86	.744	167-33.4	97	316-63.2	35	79	20	31
<b>1985 - 2 games</b>													
UT	47-115	.409			31-42	.738	86-43.0	48	125-62.5	18	39	7	12
OPP	45-103	.437			38-55	.509	70-35.0	36	118-59.0	20	43	6	21
<b>1986 - 4 games</b>													
UT	121-274	.442			42-78	.538	170-42.5	80	284-71.0	69	59	6	23
OPP	118-254	.465			62-85	.729	156-39.0	77	298-74.5	49	63	18	27
<b>1987 - 5 games</b>													
UT	146-305	.479			89-125	.712	229-45.8	104	379-75.8	90	83	13	42
OPP	112-300	.373			62-112	.554	176-35.2	111	286-57.2	48	92	20	32
<b>1988 - 4 games</b>													
UT	122-241	.506	2-10	.200	63-79	.797	160-40.0	72	309-77.3	55	71	15	32
OPP	110-263	.418	4-20	.200	38-59	.644	142-35.5	72	262-65.5	48	78	6	38
<b>1989 - 5 games</b>													
UT	156-322	.484	0-2	.000	106-141	.752	221-44.2	64	418-83.6	78	83	16	53
OPP	132-317	.416	10-40	.250	39-55	.709	156-31.2	116	313-62.6	53	104	8	36



# TENNESSEE NCAA TOURNAMENT STATISTICS

Year - Games	FG-FGA	PCT	3FG-FGA	PCT	FT-FTA	PCT	REB-AVG	PF	PTS-AVG	AS	TO	BK	ST
<b>1990 - 3 games</b>													
UT	91-199	.457	1-10	.100	59-96	.615	137-45.7	57	242-80.7	39	51	5	35
OPP	76-170	.447	11-29	.379	46-67	.687	109-36.3	72	209-69.7	32	68	12	22
<b>1991 - 5 games</b>													
UT	117-287	.408	12-35	.343	84-135	.622	224-44.8	100	330-66	57	90	17	39
OPP	114-286	.399	14-40	.350	58-89	.652	175-35.0	112	300-60	47	84	21	36
<b>1992 - 2 games</b>													
UT	60-134	.448	10-31	.323	37-55	.673	87-43.5	47	167-83.5	27	33	0	22
OPP	47-105	.448	5-11	.454	32-52	.615	70-35.0	48	131-65.5	19	46	8	15
<b>1993 - 3 games</b>													
UT	83-204	.407	11-32	.348	42-67	.627	130-43.3	56	219-73.0	38	37	8	37
OPP	72-157	.459	7-13	.538	41-56	.732	10A5-35.0	59	192-64.0	33	54	11	13
<b>1994 - 3 games</b>													
UT	87-182	.478	10-29	.344	73-103	.708	137-45.6	49	257-85.6	47	44	7	39
OPP	72-165	.436	7-20	.350	23-43	.534	83-27.6	74	174-58.0	31	56	3	17
<b>1995 - 6 games</b>													
UT	179-384	.466	15-45	.333	97-127	.764	280-46.7	86	470-78.3	115	90	16	53
OPP	139-371	.375	19-69	.275	51-81	.630	200-33.3	113	348-58.0	62	98	20	47
<b>1996 - 6 games</b>													
UT	198-418	.474	16-40	.400	97-144	.674	281-46.8	85	509-84.8	101	76	14	63
OPP	150-381	.394	30-105	.286	56-81	.691	216-36.0	112	386-64.3	76	103	23	37
<b>1997 - 6 games</b>													
UT	179-352	.509	23-50	.460	100-144	.694	232-38.7	91	481-80.2	76	111	16	65
OPP	155-369	.420	26-92	.283	50-76	.658	194-32.3	114	386-64.3	80	124	11	63
<b>1998 - 6 games</b>													
UT	196-427	.459	14-47	.298	125-175	.714	284-47.3	90	531-88.5	93	94	39	67
OPP	145-392	.370	27-81	.333	66-95	.695	234-39.0	136	383-63.8	64	144	17	51
<b>1999 - 4 games</b>													
UT	134-284	.472	12-38	.316	53-85	.624	166-41.5	61	333-83.3	51	49	15	51
OPP	87-210	.414	15-40	.375	48-65	.738	132-33.0	85	237-59.3	48	93	14	17
<b>2000 - 6 games</b>													
UT	141-342	.412	24-64	.375	109-154	.708	251-41.8	93	415-69.2	74	99	28	61
OPP	129-344	.375	18-75	.240	47-79	.595	204-34.0	133	323-53.8	76	121	20	47
<b>2001 - 3 games</b>													
UT	84-200	.420	16-46	.348	53-67	.791	146-48.7	53	237-79.0	47	45	13	22
OPP	72-184	.391	17-64	.266	32-47	.681	95-31.7	51	193-64.3	35	41	9	26
<b>2002 - 5 games</b>													
UT	134-332	.404	19-58	.328	91-115	.791	219-43.8	91	378-75.6	69	62	22	47
OPP	114-288	.396	28-91	.308	61-89	.685	180-36.0	91	317-63.4	64	83	31	28
<b>2003 - 6 games</b>													
UT	171-361	.474	32-86	.372	95-128	.742	267-44.5	73	469-78.2	86	77	25	50
OPP	126-355	.355	36-109	.330	42-53	.792	173-28.8	107	330-55.0	61	85	16	33
<b>2004 - 6 games</b>													
UT	154-365	.422	23-73	.315	71-100	.710	255-42.5	90	402-67.0	77	81	24	37
OPP	134-357	.375	27-84	.321	67-94	.713	206-34.3	91	362-60.3	63	74	21	50
<b>2005 - 5 games</b>													
UT	131-310	.423	24-60	.400	81-116	.698	226-45.2	84	367-73.4	63	81	27	56
OPP	98-286	.343	19-77	.247	58-80	.725	173-34.6	97	273-54.6	44	97	15	55
<b>2006 - 4 games</b>													
UT	108-233	.464	21-62	.339	70-95	.737	159-39.8	59	307-76.8	68	68	30	37
OPP	95-240	.396	19-55	.345	42-53	.792	131-32.8	81	251-62.8	56	65	13	36
<b>2007 - 6 games</b>													
UT	154-353	.436	27-81	.333	87-121	.719	242-40.3	84	422-70.3	83	78	31	57
OPP	109-315	.346	18-75	.240	59-80	.738	190-31.7	104	295-49.2	54	109	15	32
<b>2008 - 6 games</b>													
UT	150-362	.414	29-86	.337	81-118	.686	245-40.8	98	410-68.3	74	89	29	64
OPP	120-323	.372	17-65	.262	53-90	.589	206-34.3	108	310-51.7	57	119	15	45
<b>2009 - 1 game</b>													
UT	23-66	.348	2-18	.111	7-11	.636	44-44.0	16	55-55.0	15	16	4	5
OPP	24-54	.444	7-19	.368	16-20	.800	34-34.0	12	71-71.0	7	13	1	7
<b>2010 - 3 games</b>													
UT	97-219	.443	16-46	.348	19-40	.475	133-44.3	47	229-76.3	51	30	18	21
OPP	69-171	.404	10-34	.294	35-44	.795	106-35.3	41	183-61.0	31	47	21	12
<b>2011 - 4 games</b>													
UT	127-272	.467	20-59	.339	48-76	.632	195-48.4	54	322-80.5	63	46	21	26
OPP	95-251	.378	23-69	.333	39-52	.750	128-32.0	68	252-63.0	52	53	14	22
<b>2012 - 4 games</b>													
UT	102-271	.376	23-83	.277	50-64	.781	191-47.8	51	277-69.3	50	47	18	28
OPP	96-258	.372	19-66	.288	36-46	.783	149-37.3	54	247-61.2	49	44	18	22
<b>2013 - 4 games</b>													
UT	109-244	.447	21-66	.318	64-86	.744	162-40.5	63	303-75.8	55	61	19	45
OPP	92-263	.350	24-97	.247	51-65	.785	162-40.5	65	259-64.8	36	71	14	27
<b>2014 - 3 games</b>													
UT	68-168	.405	9-26	.346	54-70	.771	127-42.3	46	199-66.3	35	49	13	23
OPP	65-177	.367	11-47	.234	29-46	.630	104-34.7	66	170-56.7	36	48	2	25
<b>2015 - 4 games</b>													
UT	98-268	.366	20-67	.299	54-68	.794	175-43.8	61	270-67.5	51	48	13	26
OPP	97-229	.424	22-59	.373	39-52	.750	141-35.2	66	255-63.8	46	55	21	23
<b>2016 - 4 games</b>													
UT	105-234	.449	12-45	.267	57-74	.770	173-43.2	63	279-69.8	60	61	10	20
OPP	97-255	.380	33-97	.340	41-54	.759	130-32.5	79	268-67.0	44	38	8	38
<b>1982-2016 - 150 games</b>													
UT	4206-9435	.446	464-1395	.333	2398-3387	.708	6554-43.7	2463	11,272-75.1	2141	2277	561	1363
OPP	3520-8965	.393	523-1743	.300	1624-2360	.688	5155-34.4	2910	9,177-61.2	1610	2633	495	1097

GENERAL

STAFF

PLAYERS

REVIEW

HISTORY

FACILITIES

NCAA

SEC

RECORDS

MEDIA INFO





# TENNESSEE IN THE POSTSEASON

Date	Opponent	UT	Opp
<b>■ 1977 - AIAW Third in the Nation</b>			
<i>AIAW Region II Championships, Memphis, Tenn.</i>			
Mar. 10	Clemson	84	46
Mar. 11	Old Dominion	61	60
Mar. 12	Tennessee Tech	72	59
<i>AIAW Championships, Minneapolis, Minn.</i>			
Mar. 23	Michigan State	76	62
Mar. 24	Kansas State	81	69
Mar. 25	Delta State	58	62
Mar. 26	Immaculata	91	71
<b>■ 1978</b>			
<i>AIAW Region II Championships, Chapel Hill, N.C.</i>			
Mar. 9	North Carolina	92	66
Mar. 10	Kentucky	76	60
Mar. 11	North Carolina State	64	62
<i>AIAW South Satellite Tournament, Cleveland, Miss.</i>			
Mar. 17	Maryland	69	75
Mar. 18	Valdosta State	80	83
<b>■ 1979 - AIAW Third in the Nation</b>			
<i>AIAW Region II Championships, Knoxville, Tenn.</i>			
Mar. 8	Clemson	89	61
Mar. 9	South Carolina	76	64
Mar. 10	Old Dominion	72	74
<i>AIAW East Satellite Tournament, Bronx, N.Y.</i>			
Mar. 16	Rutgers	79	69
Mar. 17	Fordham	76	54
<i>AIAW Championships, Greensboro, N.C.</i>			
Mar. 23	Louisiana Tech	84	102
Mar. 25	UCLA	104	86
<b>■ 1980 - AIAW Runner-Up</b>			
<i>AIAW Region II Championships, Knoxville, Tenn., and Columbia, S.C.</i>			
Mar. 5	Clemson	95	79
Mar. 7	South Carolina	67	54
Mar. 8	Old Dominion	67	68
<i>AIAW South Satellite Tournament, Knoxville, Tenn.</i>			
Mar. 15	Kansas State	84	64
Mar. 18	Maryland	93	76
<i>AIAW Championships, Mount Pleasant, Mich.</i>			
Mar. 21	South Carolina	75	72
Mar. 23	Old Dominion	53	68
<b>■ 1981 - AIAW Runner-Up</b>			
<i>AIAW Region II Championships, Knoxville, Tenn., and Norfolk, Va.</i>			
Mar. 10	Virginia	81	54
Mar. 13	Kentucky	58	49
Mar. 14	Old Dominion	65	64
<i>AIAW National Playoffs, Knoxville, Tenn.</i>			
Mar. 21	Illinois State	78	63
Mar. 24	Maryland	79	67
<i>AIAW Championships, Eugene, Ore.</i>			
Mar. 27	Old Dominion	68	65
Mar. 29	Louisiana Tech	59	79
<b>■ 1982 - NCAA Third in the Nation</b>			
<i>NCAA First Round, Knoxville, Tenn.</i>			
Mar. 13	Jackson State	72	56
<i>NCAA Mideast Regional Championships, Knoxville, Tenn.</i>			
Mar. 19	Memphis State	78	63
Mar. 21	Southern Calif. (OT)	91	90
<i>NCAA Final Four, Norfolk, Va.</i>			
Mar. 26	Louisiana Tech	46	69
<b>■ 1983</b>			
<i>NCAA First Round, Knoxville, Tenn.</i>			
Mar. 19	South Carolina State	86	51
<i>NCAA Mideast Regional Championships, South Bend, Ind.</i>			
Mar. 25	Mississippi (3 OT)	90	83
Mar. 27	Georgia	63	67
<b>■ 1984 - NCAA Runner-Up</b>			
<i>NCAA First Round, Knoxville, Tenn.</i>			
Mar. 17	Middle Tennessee State	70	52
<i>NCAA Mideast Regional Championships, Knoxville, Tenn.</i>			
Mar. 23	Alabama	65	58
Mar. 25	Georgia	73	61
<i>NCAA Final Four, Los Angeles, Calif.</i>			
Mar. 30	Cheyney	82	73
Apr. 1	Southern California	61	72
<b>■ 1985</b>			
<i>NCAA First Round, Knoxville, Tenn.</i>			

Date	Opponent	UT	Opp
Mar. 16	Virginia	65	55
<i>NCAA Mideast Regional Championships, Bowling Green, Ky.</i>			
Mar. 22	Mississippi	60	63
<b>■ 1986 - NCAA Third in the Nation</b>			
<i>NCAA First Round, Knoxville, Tenn.</i>			
Mar. 16	Iowa	73	68
<i>NCAA Mideast Regional Championships, Iowa City, Iowa</i>			
Mar. 20	Georgia	85	82
Mar. 22	Louisiana State	67	65
<i>NCAA Final Four, Lexington, Ky.</i>			
Mar. 28	Southern California	59	83
<b>■ 1987 - NCAA Champion</b>			
<i>NCAA First Round, Knoxville, Tenn.</i>			
Mar. 15	Tennessee Tech	95	59
<i>NCAA Mideast Regional Championships, Knoxville, Tenn.</i>			
Mar. 19	Virginia	66	58
Mar. 21	Auburn	77	61
<i>NCAA Final Four, Austin, Texas</i>			
Mar. 27	Long Beach State	74	64
Mar. 29	Louisiana Tech	67	44
<b>■ 1988 - NCAA Third in the Nation</b>			
<i>NCAA Second Round, Knoxville, Tenn.</i>			
Mar. 18	Wake Forest	94	66
<i>NCAA East Regional Championships, Norfolk, Va.</i>			
Mar. 24	James Madison	72	52
Mar. 26	Virginia	84	76
<i>NCAA Final Four, Tacoma, Wash.</i>			
Apr. 1	Louisiana Tech	59	68
<b>■ 1989 - NCAA Champion</b>			
<i>NCAA Second Round, Knoxville, Tenn.</i>			
Mar. 18	LaSalle	91	61
<i>NCAA East Regional Championships, Bowling Green, Ky.</i>			
Mar. 23	Virginia	80	47
Mar. 25	Long Beach State	94	80
<i>NCAA Final Four, Tacoma, Wash.</i>			
Mar. 31	Maryland	77	65
Apr. 2	Auburn	76	60
<b>■ 1990</b>			
<i>NCAA Second Round, Knoxville, Tenn.</i>			
Mar. 17	Old Dominion	87	68
<i>NCAA East Regional Championships, Norfolk, Va.</i>			
Mar. 22	Clemson	80	62
Mar. 24	Virginia (OT)	75	79
<b>■ 1991 - NCAA Champion</b>			
<i>NCAA Second Round, Knoxville, Tenn.</i>			
Mar. 17	SW Missouri State	55	47
<i>NCAA Mideast Regional Championships, Knoxville, Tenn.</i>			
Mar. 21	Western Kentucky	68	61
Mar. 23	Auburn	69	65
<i>NCAA Final Four, New Orleans, La.</i>			
Mar. 30	Stanford	68	60
Mar. 31	Virginia (OT)	70	67
<b>■ 1992</b>			
<i>NCAA Second Round, Knoxville, Tenn.</i>			
Mar. 21	Rutgers	97	56
<i>NCAA Mideast Regional Championships, West Lafayette, Ind.</i>			
Mar. 26	Western Kentucky	70	75
<b>■ 1993</b>			
<i>NCAA Second Round, Knoxville, Tenn.</i>			
Mar. 20	Northwestern	89	66
<i>NCAA Mideast Regional Championships, Iowa City, Iowa</i>			
Mar. 25	North Carolina	74	54
Mar. 27	Iowa	56	72
<b>■ 1994</b>			
<i>NCAA First Round, Knoxville, Tenn.</i>			
Mar. 16	North Carolina A&T	111	37
<i>NCAA Second Round, Knoxville, Tenn.</i>			
Mar. 19	Clemson	78	66
<i>NCAA Mideast Regional Championships, Fayetteville, Ark.</i>			
Mar. 24	Louisiana Tech	68	71
<b>■ 1995 - NCAA Runner-Up</b>			
<i>NCAA First and Second Rounds, Knoxville, Tenn.</i>			
Mar. 16	Florida A&M	96	59

Date	Opponent	UT	Opp
Mar. 18	Florida International	70	44
<i>NCAA Mideast Regional Championships, Knoxville, Tenn.</i>			
Mar. 23	Western Kentucky	87	65
Mar. 25	Texas Tech	80	59
<i>NCAA Final Four, Minneapolis, Minn.</i>			
Apr. 1	Georgia	73	51
Apr. 2	Connecticut	64	70
<b>■ 1996 - NCAA Champion</b>			
<i>NCAA First and Second Rounds, Knoxville, Tenn.</i>			
Mar. 16	Radford	97	56
Mar. 18	Ohio State	97	65
<i>NCAA East Regional Championships, Charlottesville, Va.</i>			
Mar. 23	Kansas	92	71
Mar. 25	Virginia	52	46
<i>NCAA Final Four, Charlotte, N.C.</i>			
Mar. 29	Connecticut (OT)	88	83
Mar. 31	Georgia	83	65
<b>■ 1997 - NCAA Champion</b>			
<i>NCAA First and Second Rounds, Knoxville, Tenn.</i>			
Mar. 15	Grambling State	91	54
Mar. 17	Oregon	76	59
<i>NCAA Midwest Regional Championships, Iowa City, Iowa</i>			
Mar. 22	Colorado	75	67
Mar. 24	Connecticut	91	81
<i>NCAA Final Four, Cincinnati, Ohio</i>			
Mar. 29	Notre Dame	80	66
Mar. 30	Old Dominion	68	59
<b>■ 1998 - NCAA Champion</b>			
<i>NCAA First and Second Rounds, Knoxville, Tenn.</i>			
Mar. 14	Liberty	102	58
Mar. 16	Western Kentucky	82	62
<i>NCAA Mideast Regional Championships, Nashville, Tenn.</i>			
Mar. 21	Rutgers	92	60
Mar. 23	North Carolina	76	70
<i>NCAA Final Four, Kansas City, Mo.</i>			
Mar. 27	Arkansas	86	58
Mar. 29	Louisiana Tech	93	75
<b>■ 1999</b>			
<i>NCAA First and Second Rounds, Knoxville, Tenn.</i>			
Mar. 13	Appalachian State	113	54
Mar. 15	Boston College	89	62
<i>NCAA East Regional Championships, Greensboro, N.C.</i>			
Mar. 20	Virginia Tech	68	52
Mar. 22	Duke	63	69
<b>■ 2000 - NCAA Runner-Up</b>			
<i>NCAA First and Second Rounds, Knoxville, Tenn.</i>			
Mar. 18	Furman	90	38
Mar. 20	Arizona	75	60
<i>NCAA Mideast Regional Championships, Memphis, Tenn.</i>			
Mar. 25	Virginia	77	56
Mar. 27	Texas Tech	57	44
<i>NCAA Final Four, Philadelphia, Pa.</i>			
Mar. 31	Rutgers	64	54
Apr. 2	Connecticut	52	71
<b>■ 2001</b>			
<i>NCAA First and Second Rounds, Knoxville, Tenn.</i>			
Mar. 16	Austin Peay	80	38
Mar. 18	St. Mary's (Calif.)	92	75
<i>NCAA Mideast Regional Championships, Birmingham, Ala.</i>			
Mar. 24	Xavier	65	80
<b>■ 2002 - NCAA Third in the Nation</b>			
<i>NCAA First and Second Rounds, Knoxville, Tenn.</i>			
Mar. 15	Georgia State	98	68
Mar. 17	Notre Dame	89	50
<i>NCAA Midwest Regional Championships, Ames, Iowa</i>			
Mar. 23	Brigham Young	68	57
Mar. 25	Vanderbilt	68	63
<i>NCAA Final Four, San Antonio, Texas</i>			
Mar. 29	Connecticut	56	79



# TENNESSEE IN THE POSTSEASON

**Date Opponent UT Opp**

## ■ 2003 - NCAA Runner-Up

*NCAA First and Second Rounds, Knoxville, Tenn.*

Mar. 22	Alabama State	95	43
Mar. 24	Virginia	81	51

*NCAA Mideast Regional Championships, Knoxville, Tenn.*

Mar. 29	Penn State	86	58
Mar. 31	Villanova	73	49

*NCAA Final Four, Atlanta, Ga.*

Apr. 6	Duke	66	56
Apr. 8	Connecticut	68	73

## ■ 2004 - NCAA Runner-Up

*NCAA First and Second Rounds, Tallahassee, Fla.*

Mar. 20	Colgate	77	54
Mar. 22	DePaul	79	59

*NCAA Midwest Regional Championships, Norman, Okla.*

Mar. 28	Baylor	71	69
Mar. 30	Stanford	62	60

*NCAA Final Four, New Orleans, La.*

Apr. 4	LSU	52	50
Apr. 6	Connecticut	61	70

## ■ 2005 - NCAA Third in Nation

*NCAA First and Second Rounds, Knoxville, Tenn.*

Mar. 20	Western Carolina	94	43
Mar. 22	Purdue	75	54

*NCAA Philadelphia East Regional Championships, Philadelphia, Pa.*

Mar. 27	Texas Tech	75	59
Mar. 29	Rutgers	59	49

*NCAA Final Four, Indianapolis, Ind.*

Apr. 3	Michigan State	64	68
--------	----------------	----	----

## ■ 2006

*NCAA First and Second Rounds, Norfolk, Va.*

Mar. 19	Army	102	54
Mar. 21	George Washington	66	53

*NCAA Cleveland Regional Championships, Cleveland, Ohio*

Mar. 26	Rutgers	76	69
Mar. 28	North Carolina	63	75

## ■ 2007 - NCAA Champion

*NCAA First and Second Rounds, Pittsburgh, Pa.*

Mar. 18	Drake	76	37
Mar. 20	Pittsburgh	68	54

*NCAA Dayton Regional Championships, Dayton, Ohio*

Mar. 25	Marist	65	46
Mar. 27	Mississippi	98	62

*NCAA Final Four, Cleveland, Ohio*

Apr. 1	North Carolina	56	50
Apr. 3	Rutgers	59	46

## ■ 2008 - NCAA Champion

*NCAA First and Second Rounds, West Lafayette, Ind.*

Mar. 23	Oral Roberts	94	55
Mar. 25	Purdue	78	52

*NCAA Oklahoma City Regional Championships, Oklahoma City, Okla.*

Mar. 30	Notre Dame	74	64
Apr. 1	Texas A&M	53	45

*NCAA Final Four, Tampa, Fla.*

Apr. 6	LSU	47	46
Apr. 8	Stanford	64	48

## ■ 2009

*NCAA First Round, Bowling Green, Ky.*

Mar. 22	Ball State	55	71
---------	------------	----	----

## ■ 2010

*NCAA First and Second Rounds, Knoxville, Tenn.*

Mar. 20	Austin Peay	75	42
Mar. 22	Dayton	92	64

*NCAA Memphis Regional Championships, Memphis, Tenn.*

Mar. 27	Baylor	62	77
---------	--------	----	----

## ■ 2011

*NCAA First and Second Rounds, Knoxville, Tenn.*

Mar. 19	Stetson	99	34
Mar. 21	Marquette	79	70

**Date Opponent UT Opp**

*NCAA Dayton Regional Championships, Dayton, Ohio*

Mar. 26	Ohio State	85	75
Mar. 28	Notre Dame	59	73

## ■ 2012

*NCAA First and Second Rounds, Chicago, Ill.*

Mar. 17	UT-Martin	72	49
Mar. 20	DePaul	63	48

*NCAA Des Moines Regional Championships, Des Moines, Iowa*

Mar. 24	Kansas	84	73
Mar. 27	Baylor	58	77

## ■ 2013

*NCAA First and Second Rounds, Knoxville, Tenn.*

Mar. 23	Oral Roberts	83	62
Mar. 25	Creighton	68	52

*NCAA Oklahoma City Regional Championships, Oklahoma City, Okla.*

Mar. 31	Oklahoma	74	59
Apr. 2	Louisville	78	86

## ■ 2014

*NCAA First and Second Rounds, Knoxville, Tenn.*

Mar. 22	Northwestern State	70	46
Mar. 24	St. John's	67	51

*NCAA Louisville Regional Championships, Louisville, Ky.*

Mar. 30	Maryland	62	73
---------	----------	----	----

## ■ 2015

*NCAA First and Second Rounds, Knoxville, Tenn.*

Mar. 21	Boise State	72	61
Mar. 23	Pittsburgh	77	67

*NCAA Spokane Regional Championships, Spokane, Wash.*

Mar. 28	Gonzaga (OT)	73	69
Mar. 30	Maryland	48	58

## ■ 2016

*NCAA First and Second Rounds, Tempe, Ariz.*

Mar. 18	Green Bay	59	53
Mar. 20	Arizona State	75	64

*NCAA Sioux Falls Regional Championships, Sioux Falls, S.D.*

Mar. 25	Ohio State	78	62
Mar. 27	Syracuse	67	89

### UT RECORDS IN THE NCAA TOURNAMENT

**All Games (150):** 123-27  
**1st Rd. (29):** 28-1 (H: 22-0, A: 0-0, N: 6-1)  
**2nd Rd. (28):** 28-0 (H: 22-0, A: 4-0, N: 2-0)  
**Sweet 16 (34):** 28-6 (H: 6-0, A: 0-0, N: 22-6)  
**Elite 8 (28):** 18-10 (H: 6-0, A: 1-1, N: 11-9)  
**Final Four (18):** 21-10  
**Final Four Semifinals (18):** 13-5  
**Final Four Championship (13):** 8-5

## ▶ UT NCAA RECORD VS. OPPONENTS

Tennessee has played 84 different opponents in 150 NCAA playoff games since 1982 and sports a 123-27 record. The Lady Vols have compiled the following records against the opposition:

Alabama (1-0), Alabama State (1-0), Appalachian St. (1-0), Arizona (1-0), Arizona State (1-0), Arkansas (1-0), Army (1-0), Auburn (3-0), Austin Peay (2-0), Ball State (0-1), Baylor (1-2), Boise State (1-0), Boston College (1-0), Brigham Young (1-0), Cheyney (1-0), Clemson (2-0), Colgate (1-0), Colorado (1-0), Connecticut (2-5), Creighton (1-0), Dayton (1-0), DePaul (2-0), Drake (1-0), Duke (1-1), Fla. A&M (1-0), Fla. Intl. (1-0), Furman (1-0), George Washington (1-0), Georgia (4-1), Georgia State (1-0), Green Bay (1-0), Gonzaga (1-0), Grambling (1-0), Iowa (1-1), Jackson State (1-0), James Madison (1-0), Kansas (2-0), LaSalle (1-0), Liberty (1-0), Long Beach (2-0), Louisiana State (3-0), Louisiana Tech (2-3), Louisville (0-1), Marist (1-0), Marquette (1-0), Maryland (1-2), Memphis (1-0), Michigan State (0-1), Middle Tennessee (1-0), Mississippi (2-1), North Carolina (3-1), North Carolina A&T (1-0), Northwestern (1-0), Northwestern State (1-0), Notre Dame (3-1), Ohio State (3-0), Oklahoma (1-0), Old Dominion (2-0), Oral Roberts (2-0), Oregon (1-0), Penn State (1-0), Pittsburgh (1-0), Purdue (2-0), Radford (1-0), Rutgers (6-0), South Carolina State (1-0), Southern California (1-2), Southwest Missouri (1-0), Stanford (3-0), Stetson (1-0), St. John's (1-0), St. Mary's (CA) (1-0), Syracuse (0-1), Tennessee-Martin (1-0), Tennessee Tech (1-0), Texas A&M (1-0), Texas Tech (3-0), Vanderbilt (1-0), Villanova (1-0), Virginia (8-1), Virginia Tech (1-0), Wake Forest (1-0), Western Carolina (1-0), Western Kentucky (3-1) and Xavier (0-1).

## UT NCAA RECORD VS. CONFERENCES

Of the Lady Vols' 150 games in the NCAA Tournament since 1982, Tennessee has faced 28 different conferences. Almost half of UT's total number of games have come against teams from the Southeastern Conference (15-2), the Atlantic Coast Conference (17-5) and the Big East (16-7). The breakdown:

Atlantic Coast (17-5), Atlantic Sun (2-0), Atlantic 10 (6-1), Big Ten (8-3), Big 12 (9-2), Big East (16-7), Big South (2-0), Colonial (2-0), Conference USA (2-0), Horizon League (1-0), Metro-Atlantic (1-0), Mid-American (0-1), Mid-Eastern Athletic (3-0), Missouri Valley (3-0), Mountain West (2-0), Ohio Valley (5-0), Pac 10/12 (7-2), Patriot (2-0), Southeastern (15-2), Southern (3-0), Southland (2-0), Southwestern Athletic (3-0), Summit League (1-0), Sun Belt (5-4), Trans-American (1-0), West Coast (2-0), Western Collegiate (2-0), Independent (1-0)

GENERAL

STAFF

PLAYERS

REVIEW

HISTORY

FACILITIES

NCAA

SEC

RECORDS

MEDIA INFO





**YEAR-BY-YEAR /// LADY VOL 40-YEAR POSTSEASON RECORD**

YEAR	AP RANKING	TEAMS PLAYED IN TOURNAMENT (AP RANKING)	RECORD	FINISH
1977	5th (28-5)	#2 Immaculata, #1 Delta St., #20 Kansas State, #17 Mich. St.	3-1	3rd AIAW
1978	1st (27-4)	#8 Valdosta St., #6 Maryland	0-2	4th SER
1979	3rd (30-9)	#6 UCLA, #2 La. Tech, #19 Fordham, #7 Rutgers	3-1	3rd AIAW
1980	2nd (33-5)	#1 ODU, #4 So. Carolina, #6 Maryland, #13 Kansas State	3-1	2nd AIAW
1981	2nd (25-6)	#1 La. Tech, #3 ODU, #8 Maryland, #15 Ill. St.	3-1	2nd AIAW
1982	4th (22-10)	#1 La. Tech, #6 So. Cal, #17 Memphis St., Jackson St.	3-1	3rd NCAA
1983	10th (25-8)	#8 Georgia, #13 Ole Miss, South Carolina St.	2-1	2nd NCAA
1984	15th (23-10)	#5 So. Cal, #9 Cheyney, #3 Georgia, #12 Ala., MTSU	4-1	2nd NCAA
1985	13th (22-10)	#6 Ole Miss, UVA	1-1	3rd MER
1986	15th (24-10)	#3 So. Cal, #9 LSU, #2 Georgia, #14 Iowa	3-1	3rd NCAA
1987	7th (28-6)	#3 La. Tech, #4 Long Beach St., #2 Auburn, #11 UVA, Tenn. Tech	5-0	NCAA Champs
1988	1st (31-3)	#5 La. Tech, #10 UVA, #14 James Madison, Wake Forest	3-1	3rd NCAA
1989	1st (35-2)	#2 Auburn, #5 Maryland, #7 Long Beach St., UVA, #18 LaSalle	5-0	NCAA Champs
1990	4th (27-6)	#12 UVA, NR Clemson, ODU	2-1	2nd ER
1991	4th (30-5)	#2 UVA, #11 Stanford, #6 Auburn, #10 W. Ky., S.W. Mo. St.	5-0	NCAA Champs
1992	2nd (28-3)	#15 Western Kentucky, Rutgers	1-1	3rd MER
1993	2nd (28-3)	#4 Iowa, #18 UNC, Northwestern	2-1	2nd MER
1994	1st (30-2)	#6 La. Tech, North Carolina A&T, Clemson	2-1	3rd MER
1995	3rd (34-3)	#1 UConn, #12 Ga., #5 Texas Tech, #8 W. Ky., Fla. Int., Fla. A&M	5-1	2nd NCAA
1996	1st (32-4)	#5 Ga., #2 UConn, #11 UVA, #20 Kansas, Ohio St., Radford	6-0	NCAA Champs
1997	10th (29-10)	#2 ODU, #15 N. Dame, #1 UConn, #18 Colo., Ore., Grambling	6-0	NCAA Champs
1998	1st (39-0)	#4 La. Tech, Ark., #7 UNC, Rutgers, #15 W. Ky., Liberty	6-0	NCAA Champs
1999	2nd (31-3)	#10 Duke, #13 Virginia Tech, Boston College, Appalachian St.	3-1	2nd ER
2000	2nd (33-4)	#1 UConn, #8 Rutgers, #11 Texas Tech, #19 UVA, #21 Ariz., Furman	5-1	2nd NCAA
2001	3rd (31-3)	#12 Xavier, St. Mary's College, Austin Peay	2-1	3rd MER
2002	6th (29-5)	#1 UConn, #4 Vandy, Brigham Young, Notre Dame, Georgia State	4-1	3rd NCAA
2003	4th (33-5)	#1 UConn, #2 Duke, #11 Villanova, #15 Penn State, UVA, Alabama St.	5-1	2nd NCAA
2004	2nd (31-4)	#6 UConn, #19 LSU, #10 Stanford, #15 Baylor, #25 DePaul, Colgate	5-1	2nd NCAA
2005	3rd (30-5)	#7 Michigan State, #9 Rutgers, #14 Texas Tech, Purdue, W. Carolina	4-1	3rd NCAA
2006	6th (31-5)	#1 North Carolina, #9 Rutgers, George Washington, Army	3-1	2nd CR
2007	3rd (34-3)	#15 Rutgers, #2 North Carolina, Mississippi, Marist, Pittsburgh, Drake	6-0	NCAA Champs
2008	3rd (36-2)	#4 Stanford, #6 LSU, #8 Texas A&M, #15 Notre Dame, Purdue, Oral Roberts	6-0	NCAA Champs
2009	18th (22-11)	Ball State	0-1	First Round
2010	3rd (32-3)	#14 Baylor, Dayton, Austin Peay	2-1	3rd MR
2011	4th (34-3)	#10 Notre Dame, #18 Ohio State, #25 Marquette, Stetson	3-1	2nd DR
2012	9th (27-9)	#1 Baylor, Kansas, DePaul, UT-Martin	3-1	2nd DMR
2013	10th (27-8)	#16/17 Louisville, Oklahoma, Creighton, Oral Roberts	3-1	2nd OKCR
2014	3rd (29-6)	#11/9 Maryland, St. John's, Northwestern (La.) State	2-1	3rd LR
2015	6th (30-6)	#4/3 Maryland, Gonzaga, Pittsburgh, Boise State	3-1	2nd SR
2016	NR (22-14)	#14/15 Syracuse, #9/9 Ohio State, #11/11 Arizona State, NR/RV Green Bay	3-1	2nd SFR

**TOP FIVE COACHES BY NCAA FINAL FOUR APPEARANCES**

RK.	COACH	SCHOOL	APP	W-L	AT FINAL FOUR
1.	Pat Summitt	Tennessee	18	21-10	Eight titles (1987, '89, '91, '96, '97, '98, '07, '08)
2.	Geno Auriemma	Connecticut	17	22-5	11 titles (1995, '00, '02, '03, '04, '09, '10, '13, '14, '15, '16)
3.	Tara VanDerveer	Stanford	11	6-9	Two titles (1990, '92)
4.	Leon Barmore	Louisiana Tech	9	6-8	One title (1988)
5.	Muffet McGraw	Notre Dame	7	6-6	One title (2005)

**NCAA STATS /// MISCELLANEOUS NCAA ACCOMPLISHMENTS**

- Tennessee has played in the most NCAA tourney games (150).
- UT has the most NCAA Tournament wins (123) and is second in tourney winning percentage (.820).
- The Lady Vols are the only team to appear in all 35 NCAA Tournaments.
- Tennessee's 18 Final Four appearances rank first.
- A total of 95 Lady Vol team members have participated/played in the Final Four, which ranks first among all schools.
- Six Lady Vols have been the tournament's leading scorer on eight occasions -- Mary Ostrowski (1984), Bridgette Gordon (1987, 1989), Dana Johnson (1995), Chamique Holdsclaw (1997, 1998), Tamika Catchings (2000) and Candace Parker (2007).
- UT's Chamique Holdsclaw is the NCAA's all-time leading tournament scorer (1996-99) with 479 points. She played in 22 tournament games and averaged 21.8 ppg.

- Seven Lady Vols have been the tournament's leading rebounder -- Mary Ostrowski (1984), Sheila Frost (1987), Daedra Charles (1991), Chamique Holdsclaw (1998), Tamika Catchings (2000), Gwen Jackson (2003) and Candace Parker (2007).
- Tennessee has twice come from 17 points down to win NCAA Tournament games, doing so most recently on March 28, 2015, vs. Gonzaga in Spokane, Wash. The Lady Vols trailed the Bulldogs, 57-40, with 6:34 to play before rallying to force overtime and prevail, 73-69, after an extra five minutes of play.
- Prior to that epic comeback vs. Gonzaga, Tennessee trailed Virginia by 17 in Charlottesville, 31-14, with 17:06 remaining before rallying to take a 52-46 victory over the Cavaliers in the Elite Eight on March 25, 1996.



# NCAA TOURNAMENT HONORS

## FINAL FOUR MVP

- 2008 - Candace Parker
- 2007 - Candace Parker
- 1998 - Chamique Holdsclaw
- 1997 - Chamique Holdsclaw
- 1996 - Michelle Marciniak
- 1989 - Bridgette Gordon
- 1987 - Tonya Edwards

## FINAL FOUR ALL-TOURNAMENT

- 2008 - Candace Parker, Nicky Anosike, Shannon Bobbitt
- 2007 - Candace Parker, Nicky Anosike, Shannon Bobbitt
- 2004 - Shanna Zolman
- 2003 - Gwen Jackson, Kara Lawson
- 2000 - Tamika Catchings
- 1998 - Chamique Holdsclaw, Tamika Catchings, Kellie Jolly
- 1997 - Chamique Holdsclaw, Kellie Jolly
- 1996 - Michelle Marciniak, Chamique Holdsclaw, Tiffani Johnson
- 1995 - Nikki McCray
- 1991 - Dena Head, Daedra Charles
- 1989 - Bridgette Gordon, Sheila Frost
- 1987 - Tonya Edwards, Bridgette Gordon
- 1984 - Mary Ostrowski

## EAST REGIONAL MVP

- 1996 - Latina Davis
- 1989 - Bridgette Gordon
- 1988 - Dawn Marsh

## EAST REGIONAL ALL-TOURNAMENT

- 1999 - Chamique Holdsclaw, Tamika Catchings
- 1996 - Latina Davis, Michelle Marciniak, Chamique Holdsclaw
- 1990 - Daedra Charles, Dena Head
- 1989 - Bridgette Gordon, Sheila Frost
- 1988 - Dawn Marsh, Bridgette Gordon

## MIDEAST REGIONAL MVP

- 2003 - Gwen Jackson
- 2000 - Tamika Catchings
- 1998 - Chamique Holdsclaw
- 1995 - Nikki McCray
- 1991 - Kelli Casteel
- 1987 - Bridgette Gordon
- 1986 - Shelley Sexton
- 1984 - Mary Ostrowski
- 1982 - Shelia Collins

## MIDEAST REGIONAL ALL-TOURNAMENT

- 2003 - Shyra Ely, Gwen Jackson, Kara Lawson
- 2000 - Tamika Catchings, Semeka Randall
- 1998 - Chamique Holdsclaw, Semeka Randall
- 1995 - Nikki McCray, Dana Johnson, Michelle Marciniak

- 1994 - Nikki McCray
- 1993 - Tiffany Woosley, Lisa Harrison
- 1991 - Kelli Casteel, Daedra Charles, Jody Adams
- 1987 - Bridgette Gordon, Sheila Frost
- 1986 - Shelley Sexton, Sheila Frost
- 1985 - Shelia Collins
- 1984 - Mary Ostrowski, Tanya Haave
- 1983 - Tanya Haave
- 1982 - Shelia Collins

## MIDWEST REGIONAL MVP

- 1997 - Chamique Holdsclaw

## MIDWEST REGIONAL ALL-TOURNAMENT

- 2004 - Tasha Butts, Shyra Ely, LaToya Davis
- 2002 - Shyra Ely, Gwen Jackson
- 1997 - Chamique Holdsclaw, Kellie Jolly, Pashen Thompson

## PHILADELPHIA REGIONAL ALL-TOURNAMENT

- 2005 - Shyra Ely, Shanna Zolman

## CLEVELAND REGIONAL ALL-TOURNAMENT

- 2006 - Candace Parker, Shanna Zolman

## DAYTON REGIONAL MVP

- 2007 - Candace Parker

## DAYTON REGIONAL ALL-TOURNAMENT

- 2007 - Candace Parker, Shannon Bobbitt
- 2011 - Shekinna Stricklen

## OKLAHOMA CITY REGIONAL MVP

- 2008 - Candace Parker

## OKLAHOMA CITY REGIONAL ALL-TOURNAMENT

- 2008 - Candace Parker, Alexis Hornbuckle
- 2013 - Taber Spani, Kamiko Williams

## DES MOINES REGIONAL ALL-TOURNAMENT

- 2012 - Glory Johnson, Shekinna Stricklen

## LOUISVILLE REGIONAL ALL-TOURNAMENT

- 2014 - Meighan Simmons

## SPOKANE REGIONAL ALL-TOURNAMENT

- 2015 - Cierra Burdick, Ariel Massengale

## SIOUX FALLS REGIONAL ALL-TOURNAMENT

- 2016 - Diamond DeShields, Mercedes Russell

## THE FEW. THE PROUD. THE NCAA CHAMPIONS.

The few. The proud. The NCAA Champions. During Pat Head Summitt's tenure as head coach (1974-2012), only 161 women were selected to wear the Orange and White of the University of Tennessee Lady Volunteers.

Fifty-eight players of 161 (through the 2011-12 season) earned the distinction of being an "NCAA Champion" during their playing days at the University of Tennessee. That's practically 40 percent! And that is truly remarkable. Additionally, forty percent of the 58 players have brought home two or more titles.

A total of 12 coaches helped to bring the eight titles to the Knoxville campus. The common denominator of the eight championships with coach Summitt was (then) associate head coach Holly Warlick. In her first tenure with the Lady Vols, Mickie DeMoss claimed six rings (1987, 1989, 1991, 1996, 1997 and 1998). Former assistants Al Brown (1996, 1997 and 1998) and Nikki Caldwell (2007, 2008) are the only former aides with numerous titles. Current assistant Dean Lockwood picked up his first national titles as a Lady Vol coach in 2007 and 2008. Seven graduate assistant coaches had the opportunity to experience one title each.

Player	Year(s)	Player	Year(s)
Jody Adams	1991	Chamique Holdsclaw	1996, 97, 98
Nicky Anosike	2007, 08	Alexis Hornbuckle	2007, 08
Alberta Auguste	2007, 08	Karla Horton	1987
Vicki Baugh	2008	Marlene Jeter	1991
Angie Bjorklund	2008	Tiffani Johnson	1996, 97
Shannon Bobbitt	2007, 08	Kellie Jolly	1996, 97, 98
Niya Butts	1997, 98	Brynae Laxton	1996, 97, 98
Kelley Cain	2008	Cheryl Littlejohn	1987
Nikki Caldwell	1991	Michelle Marciniak	1996
Tamara Carver	1991	Dawn Marsh	1987
Kelli Casteel	1989, 91	Melissa McCray	1987, 89
Tamika Catchings	1998	Carla McGhee	1987, 89
Daedra Charles	1989, 91	Cait McMahan	2007, 08
Regina Clark	1989, 91	Laurie Milligan	1996, 97, 98
Kristen "Ace" Clement	1998	Sabrina Mott	1987
Abby Conklin	1996, 97	Candace Parker	2007, 08
Elizabeth Curry	2007	Semeka Randall	1998
Latina Davis	1996	Dominique Redding	2007
Tonya Edwards	1987, 89	Debbie Scott	1989
Kyra Elzy	1997, 98	Shelley Sexton	1987
Peggy Evans	1991	Sydney Smallbone	2008
Sheila Frost	1987, 89	Kim Smallwood	1996
Alex Fuller	2007, 08	Sidney Spencer	2007
Teresa Geter	1998	Kathy Spinks	1987
Bridgette Gordon	1987, 89	LaShonda Stephens	1997, 98
Misty Greene	1996, 97, 98	Pashen Thompson	1996, 97
Lisa Harrison	1991	Gay Townson	1987
Debbie Hawhee	1989, 91	Jennifer Tuggle	1987
Dena Head	1989, 91	Lisa Webb	1987

Staff	Position	Year(s)
Al Brown	Asst. Coach	1996, 97, 98
Nikki Caldwell	Asst. Coach	2007, 08
Elizabeth Curry	Grad Asst. Coach	2008
Mickie DeMoss	Assoc. Head Coach	1987, 89, 91, 96, 97, 98
Angela Lawson	Grad Asst. Coach	1991
Dean Lockwood	Asst. Coach	2007, 08
Dawn Marsh	Grad Asst. Coach	1989
Shelley Sexton	Grad Asst. Coach	1989
Pat Summitt	Head Coach	1987, 89, 91, 96, 97, 98, 07, 08
Pam Tanner	Grad Asst. Coach	1991
Heidi VanDerveer	Grad Asst. Coach	1987
Holly Warlick	Asst. Coach	1987, 89, 91, 96, 97, 98
Lisa Webb	Assoc. Head Coach	2007, 08
	Grad Asst. Coach	1989

## TOP FIVE TEAMS IN THE NCAA TOURNAMENT BY TOTAL GAMES PLAYED

RK.	SCHOOL	GAMES	W-L	YEARS	1st	2nd	3rd
1.	TENNESSEE	150	123-27	35	8	5	5
2.	Connecticut	126	109-17	28	11	0	5
3.	Stanford	108	80-28	30	2	2	8
4.	Louisiana Tech	90	65-25	27	2	4	4
5.	Georgia	86	55-32	32	0	2	3

GENERAL

STAFF

PLAYERS

REVIEW

HISTORY

FACILITIES

NCAA

SEC

RECORDS

MEDIA INFO





# CURRENT LADY VOLS IN THE NCAA TOURNAMENT

## ■ TE'A COOPER'S CAREER NCAA TOURNAMENT STATS

Opponent	GP	GS	Min	FG	FGA	Pct	3FG	FGA	Pct	FT	FTA	Pct	Off	Def	Tot	Avg	PF-FO	A	TO	Blk	Stl	Pts	Avg
Green Bay	1	0	24	7	11	.636	0	1	.000	1	1	1.000	1	2	3	1.9	5-1	2	2	0	0	15	15.0
Arizona St.	1	0	11	0	2	.000	0	0	.000	0	0	.000	0	0	0	1.9	1-0	0	2	0	0	0	7.5
Ohio State	1	0	29	6	10	.600	0	1	.000	4	4	1.000	1	0	1	1.9	2-0	2	3	0	0	16	10.3
Syracuse	1	0	26	3	4	.750	2	3	.667	0	0	.000	2	1	3	1.9	4-0	0	5	0	1	8	9.8
<b>2016</b>	<b>4</b>	<b>0</b>	<b>90</b>	<b>16</b>	<b>27</b>	<b>.593</b>	<b>2</b>	<b>5</b>	<b>.400</b>	<b>5</b>	<b>5</b>	<b>1.000</b>	<b>4</b>	<b>3</b>	<b>7</b>	<b>1.8</b>	<b>12-1</b>	<b>4</b>	<b>12</b>	<b>0</b>	<b>1</b>	<b>39</b>	<b>9.8</b>
<b>Career</b>	<b>4</b>	<b>0</b>	<b>90</b>	<b>16</b>	<b>27</b>	<b>.593</b>	<b>2</b>	<b>5</b>	<b>.400</b>	<b>5</b>	<b>5</b>	<b>1.000</b>	<b>4</b>	<b>3</b>	<b>7</b>	<b>1.8</b>	<b>12-1</b>	<b>4</b>	<b>12</b>	<b>0</b>	<b>1</b>	<b>39</b>	<b>9.8</b>

## ■ DIAMOND DESHIELDS' CAREER NCAA TOURNAMENT STATS (PLAYED 2013-14 SEASON AT NORTH CAROLINA)

Opponent	GP	GS	Min	FG	FGA	Pct	3FG	FGA	Pct	FT	FTA	Pct	Off	Def	Tot	Avg	PF-FO	A	TO	Blk	Stl	Pts	Avg
UT Martin	1	0	31	3	12	.250	0	5	.000	9	9	1.000	0	1	1	1.0	5-1	4	2	0	1	15	15.0
Michigan State	1	1	35	9	17	.529	1	1	1.000	5	7	.714	0	12	12	6.5	1-0	2	6	0	3	24	19.5
South Carolina	1	1	32	8	16	.500	1	3	.333	2	3	.667	0	3	3	5.3	3-0	0	0	2	2	19	19.3
Stanford	1	1	39	5	15	.333	1	6	.167	2	2	1.000	0	4	4	5.0	3-0	1	3	0	1	13	17.8
<b>2014 (at UNC)</b>	<b>4</b>	<b>3</b>	<b>137</b>	<b>25</b>	<b>60</b>	<b>.417</b>	<b>3</b>	<b>15</b>	<b>.200</b>	<b>18</b>	<b>21</b>	<b>.857</b>	<b>0</b>	<b>20</b>	<b>20</b>	<b>5.0</b>	<b>12-1</b>	<b>7</b>	<b>11</b>	<b>2</b>	<b>7</b>	<b>71</b>	<b>17.8</b>
<b>2015</b>	<b>Redshirted - Did Not Play During NCAA Tournament</b>																						
Green Bay	1	1	30	4	15	.267	2	5	.400	4	6	.667	0	4	4	5.0	5-1	3	2	1	2	14	14.0
Arizona St.	1	1	35	9	17	.529	0	2	.000	6	7	.857	0	5	5	5.0	3-0	1	0	0	3	24	19.0
Ohio State	1	1	34	3	14	.214	1	4	.250	3	4	.750	1	4	5	5.0	2-0	7	2	0	1	10	16.0
Syracuse	1	1	37	8	21	.381	2	9	.222	2	4	.500	4	6	10	5.2	3-0	5	5	1	1	20	17.0
<b>2016</b>	<b>4</b>	<b>4</b>	<b>136</b>	<b>24</b>	<b>67</b>	<b>.358</b>	<b>5</b>	<b>20</b>	<b>.250</b>	<b>15</b>	<b>21</b>	<b>.714</b>	<b>5</b>	<b>19</b>	<b>24</b>	<b>6.0</b>	<b>13-1</b>	<b>16</b>	<b>9</b>	<b>2</b>	<b>7</b>	<b>68</b>	<b>17.0</b>
<b>Career</b>	<b>8</b>	<b>7</b>	<b>273</b>	<b>49</b>	<b>127</b>	<b>.386</b>	<b>8</b>	<b>35</b>	<b>.228</b>	<b>33</b>	<b>42</b>	<b>.786</b>	<b>5</b>	<b>39</b>	<b>44</b>	<b>5.5</b>	<b>25-2</b>	<b>23</b>	<b>20</b>	<b>4</b>	<b>14</b>	<b>139</b>	<b>17.4</b>

## ■ KORTNEY DUNBAR'S CAREER NCAA TOURNAMENT STATS

Opponent	GP	GS	Min	FG	FGA	Pct	3FG	FGA	Pct	FT	FTA	Pct	Off	Def	Tot	Avg	PF-FO	A	TO	Blk	Stl	Pts	Avg
<b>2015</b>	<b>Did Not Play During NCAA Tournament</b>																						
Green Bay	1	0	10	1	2	.500	1	2	.500	0	0	.000	0	1	1	1.5	1-0	0	0	0	0	3	3.0
Arizona St.	1	0	4	0	0	.000	0	0	.000	0	0	.000	0	0	0	1.5	0-0	0	0	0	0	0	1.5
Ohio State	1	0	1	0	0	.000	0	0	.000	0	0	.000	0	0	0	1.4	0-0	0	0	0	0	0	1.0
Syracuse	1	0	7	1	5	.200	1	5	.200	0	0	.000	1	0	1	1.4	0-0	0	0	0	0	3	1.5
<b>2016</b>	<b>4</b>	<b>0</b>	<b>22</b>	<b>2</b>	<b>7</b>	<b>.285</b>	<b>2</b>	<b>7</b>	<b>.500</b>	<b>0</b>	<b>0</b>	<b>.000</b>	<b>1</b>	<b>1</b>	<b>2</b>	<b>0.5</b>	<b>1-0</b>	<b>0</b>	<b>0</b>	<b>0</b>	<b>0</b>	<b>6</b>	<b>1.5</b>
<b>Career</b>	<b>4</b>	<b>0</b>	<b>22</b>	<b>2</b>	<b>7</b>	<b>.285</b>	<b>2</b>	<b>7</b>	<b>.500</b>	<b>0</b>	<b>0</b>	<b>.000</b>	<b>1</b>	<b>1</b>	<b>2</b>	<b>0.5</b>	<b>1-0</b>	<b>0</b>	<b>0</b>	<b>0</b>	<b>0</b>	<b>6</b>	<b>1.5</b>

## ■ MEME JACKSON'S CAREER NCAA TOURNAMENT STATS

Opponent	GP	GS	Min	FG	FGA	Pct	3FG	FGA	Pct	FT	FTA	Pct	Off	Def	Tot	Avg	PF-FO	A	TO	Blk	Stl	Pts	Avg
Green Bay	1	0	4	0	0	.000	0	0	.000	0	0	.000	0	0	0	0.7	0-0	0	0	0	0	0	0.0
Arizona St.	1	0	1	0	0	.000	0	0	.000	0	0	.000	0	0	0	0.7	0-0	0	0	0	0	0	0.0
Syracuse	1	0	7	1	2	.500	0	1	.000	0	0	.000	0	0	0	0.6	1-0	1	1	0	0	2	0.7
<b>2016</b>	<b>3</b>	<b>0</b>	<b>12</b>	<b>1</b>	<b>2</b>	<b>.500</b>	<b>0</b>	<b>1</b>	<b>.000</b>	<b>0</b>	<b>0</b>	<b>.000</b>	<b>0</b>	<b>0</b>	<b>0</b>	<b>0.0</b>	<b>1-0</b>	<b>1</b>	<b>1</b>	<b>0</b>	<b>0</b>	<b>2</b>	<b>0.7</b>
<b>Career</b>	<b>3</b>	<b>0</b>	<b>12</b>	<b>1</b>	<b>2</b>	<b>.500</b>	<b>0</b>	<b>1</b>	<b>.000</b>	<b>0</b>	<b>0</b>	<b>.000</b>	<b>0</b>	<b>0</b>	<b>0</b>	<b>0.0</b>	<b>1-0</b>	<b>1</b>	<b>1</b>	<b>0</b>	<b>0</b>	<b>2</b>	<b>0.7</b>

## ■ ALEXA MIDDLETON'S CAREER NCAA TOURNAMENT STATS

Opponent	GP	GS	Min	FG	FGA	Pct	3FG	FGA	Pct	FT	FTA	Pct	Off	Def	Tot	Avg	PF-FO	A	TO	Blk	Stl	Pts	Avg
Boise St.	1	0	13	0	2	.000	0	1	.000	0	0	.000	0	0	0	0.0	0-0	1	0	0	1	0	0.0
Pitt	1	0	10	1	2	.500	0	0	.000	0	0	.000	0	0	0	0.0	0-0	1	0	0	0	2	1.0
Gonzaga	1	0	16	2	5	.400	1	3	.333	0	0	.000	0	0	0	0.0	2-0	0	0	0	0	5	2.3
Maryland	1	0	12	1	3	.333	0	1	.000	0	0	.000	1	1	2	0.5	1-0	0	0	0	1	2	2.3
<b>2015</b>	<b>4</b>	<b>0</b>	<b>51</b>	<b>4</b>	<b>12</b>	<b>.333</b>	<b>1</b>	<b>5</b>	<b>.200</b>	<b>0</b>	<b>0</b>	<b>.000</b>	<b>1</b>	<b>1</b>	<b>2</b>	<b>0.5</b>	<b>3-0</b>	<b>2</b>	<b>1</b>	<b>0</b>	<b>2</b>	<b>9</b>	<b>2.3</b>
Green Bay	1	0	3	0	0	.000	0	0	.000	0	0	.000	0	1	1	1.3	0-0	1	0	0	0	0	0.0
Arizona St.	1	0	6	0	1	.000	0	0	.000	0	0	.000	0	0	0	1.2	0-0	1	0	0	0	0	0.0
Ohio State	1	0	5	0	1	.000	0	0	.000	0	0	.000	0	0	0	1.2	0-0	0	0	0	0	0	0.0
Syracuse	1	0	3	0	0	.000	0	0	.000	0	0	.000	1	0	1	1.2	0-0	0	1	0	0	0	0.0
<b>2016</b>	<b>4</b>	<b>0</b>	<b>17</b>	<b>0</b>	<b>2</b>	<b>.000</b>	<b>0</b>	<b>0</b>	<b>.000</b>	<b>0</b>	<b>0</b>	<b>.000</b>	<b>1</b>	<b>1</b>	<b>2</b>	<b>0.5</b>	<b>0-0</b>	<b>2</b>	<b>1</b>	<b>0</b>	<b>0</b>	<b>0</b>	<b>0.0</b>
<b>Career</b>	<b>8</b>	<b>0</b>	<b>68</b>	<b>4</b>	<b>14</b>	<b>.286</b>	<b>1</b>	<b>5</b>	<b>.200</b>	<b>0</b>	<b>0</b>	<b>.000</b>	<b>2</b>	<b>2</b>	<b>4</b>	<b>0.5</b>	<b>3-0</b>	<b>4</b>	<b>2</b>	<b>0</b>	<b>2</b>	<b>9</b>	<b>1.1</b>

## ■ JAIME NARED'S CAREER NCAA TOURNAMENT STATS

Opponent	GP	GS	Min	FG	FGA	Pct	3FG	FGA	Pct	FT	FTA	Pct	Off	Def	Tot	Avg	PF-FO	A	TO	Blk	Stl	Pts	Avg
Boise St.	1	0	27	2	9	.222	0	0	.000	2	3	.667	6	4	0	10.0	1-0	1	2	0	0	6	6.0
Pitt	1	0	14	1	2	.500	1	1	1.000	0	0	.000	2	1	3	6.5	1-0	2	3	0	0	3	4.5
Gonzaga	1	0	28	3	8	.375	1	2	.500	5	5	1.000	3	3	6	6.3	3-0	0	3	1	0	12	7.0
Maryland	1	0	16	1	4	.250	0	1	.000	0	0	.000	2	2	4	5.8	1-0	0	2	0	0	2	5.8
<b>2015</b>	<b>4</b>	<b>0</b>	<b>85</b>	<b>7</b>	<b>23</b>	<b>.304</b>	<b>2</b>	<b>4</b>	<b>.500</b>	<b>7</b>	<b>8</b>	<b>.875</b>	<b>13</b>	<b>10</b>	<b>23</b>	<b>5.8</b>	<b>6-0</b>	<b>3</b>	<b>10</b>	<b>1</b>	<b>0</b>	<b>23</b>	<b>5.8</b>
Green Bay	1	1	14	1	7	.143	0	1	.000	2	2	1.000	0	1	1	4.3	1-0	0	2	0	0	4	4.0
Arizona St.	1	1	30	4	10	.400	1	1	1.000	2	2	1.000	4	2	6	4.4	3-0	2	2	0	0	11	7.5
Ohio State	1	1	37	2	6	.333	1	2	.500	4	5	.800	2	9	11	4.7	1-0	5	4	0	1	9	8.0
Syracuse	1	1	35	4	14	.286	1	4	.250	5	7	.714	4	5	9	4.8	1-0	6	4	1	0	14	9.5



# LADY VOLS IN THE NCAA TOURNAMENT

■ JORDAN REYNOLDS' CAREER NCAA TOURNAMENT STATS																							
Opponent	GP	GS	Min	FG	FGA	Pct	3FG	FGA	Pct	FT	FTA	Pct	Off	Def	Tot	Avg	PF-FO	A	TO	Blk	Stl	Pts	Avg
N'western St.	1	0	28	2	6	.333	1	3	.333	2	2	1.000	0	3	3	3.0	0-0	3	2	0	0	7	7.0
St. John's	1	0	23	1	4	.250	0	0	.000	0	0	.000	0	1	1	2.0	1-0	1	1	0	1	2	4.5
Maryland	1	0	19	1	5	.200	0	1	.000	0	0	.000	0	2	2	2.0	1-0	1	3	0	1	2	3.7
<b>2014</b>	<b>3</b>	<b>0</b>	<b>70</b>	<b>4</b>	<b>15</b>	<b>.267</b>	<b>1</b>	<b>4</b>	<b>.250</b>	<b>2</b>	<b>2</b>	<b>1.000</b>	<b>0</b>	<b>6</b>	<b>6</b>	<b>2.0</b>	<b>2-0</b>	<b>5</b>	<b>6</b>	<b>0</b>	<b>2</b>	<b>11</b>	<b>3.7</b>
Boise St.	1	1	25	3	9	.333	0	0	.000	2	2	1.000	3	2	5	5.0	0-0	1	2	0	1	8	8.0
Pitt	1	1	26	3	9	.333	1	2	.500	2	4	.500	2	4	6	5.5	4-0	4	2	1	1	9	8.5
Gonzaga	1	1	38	2	6	.333	1	1	1.000	7	8	.875	3	4	7	6.0	0-0	3	0	1	1	12	9.7
Maryland	1	1	33	4	12	.333	0	3	.000	0	0	.000	1	6	7	6.3	1-0	2	1	0	2	8	9.3
<b>2015</b>	<b>4</b>	<b>4</b>	<b>122</b>	<b>12</b>	<b>36</b>	<b>.333</b>	<b>2</b>	<b>6</b>	<b>.333</b>	<b>11</b>	<b>14</b>	<b>.786</b>	<b>9</b>	<b>16</b>	<b>25</b>	<b>6.3</b>	<b>5-0</b>	<b>10</b>	<b>5</b>	<b>2</b>	<b>5</b>	<b>37</b>	<b>9.3</b>
Green Bay	1	1	34	1	5	.200	0	1	.000	2	2	1.000	1	2	3	4.1	1-0	4	0	0	0	4	4.0
Arizona St.	1	1	29	4	7	.571	0	0	.000	4	5	.800	0	3	3	4.1	0-0	2	2	0	2	12	8.0
Ohio State	1	1	6	1	2	.500	0	0	.000	0	0	.000	1	0	1	4.0	2-0	2	0	0	0	2	6.0
<b>2016</b>	<b>3</b>	<b>3</b>	<b>69</b>	<b>6</b>	<b>14</b>	<b>.429</b>	<b>0</b>	<b>1</b>	<b>.000</b>	<b>6</b>	<b>7</b>	<b>.857</b>	<b>2</b>	<b>5</b>	<b>7</b>	<b>2.3</b>	<b>3-0</b>	<b>8</b>	<b>2</b>	<b>0</b>	<b>2</b>	<b>18</b>	<b>6.0</b>
<b>Career</b>	<b>10</b>	<b>7</b>	<b>261</b>	<b>22</b>	<b>65</b>	<b>.338</b>	<b>3</b>	<b>12</b>	<b>.250</b>	<b>19</b>	<b>23</b>	<b>.826</b>	<b>11</b>	<b>27</b>	<b>38</b>	<b>3.8</b>	<b>10-0</b>	<b>23</b>	<b>13</b>	<b>2</b>	<b>9</b>	<b>66</b>	<b>6.6</b>

■ MERCEDES RUSSELL'S CAREER NCAA TOURNAMENT STATS																							
Opponent	GP	GS	Min	FG	FGA	Pct	3FG	FGA	Pct	FT	FTA	Pct	Off	Def	Tot	Avg	PF-FO	A	TO	Blk	Stl	Pts	Avg
N'western St.	1	0	18	5	6	.833	0	0	.000	2	2	1.000	3	2	5	5.0	3-0	1	0	0	0	12	12.0
St. John's	1	0	26	1	2	.500	0	0	.000	0	0	.000	1	8	9	7.0	1-0	3	2	1	2	2	7.0
Maryland	1	0	14	1	1	1.000	0	0	.000	0	0	.000	1	1	2	5.3	2-0	0	0	3	0	2	5.3
<b>2014</b>	<b>3</b>	<b>0</b>	<b>58</b>	<b>7</b>	<b>9</b>	<b>.778</b>	<b>0</b>	<b>0</b>	<b>.000</b>	<b>2</b>	<b>2</b>	<b>1.000</b>	<b>5</b>	<b>11</b>	<b>16</b>	<b>5.3</b>	<b>6-0</b>	<b>4</b>	<b>2</b>	<b>4</b>	<b>2</b>	<b>16</b>	<b>5.3</b>
<b>2015</b>	Redshirted - Did Not Play During NCAA Tournament																						
Green Bay	1	1	35	4	5	.800	0	0	.000	0	2	.000	3	10	13	8.2	0-0	1	0	2	0	8	8.0
Arizona St.	1	1	31	5	9	.556	0	0	.000	2	2	1.000	2	4	6	8.1	4-0	3	1	2	1	12	10.0
Ohio State	1	1	31	5	9	.556	0	0	.000	2	2	1.000	2	4	6	8.1	4-0	3	1	2	1	12	15.0
Syracuse	1	1	31	3	5	.600	0	0	.000	1	2	.500	4	3	7	8.3	1-0	0	1	0	0	7	13.0
<b>2016</b>	<b>4</b>	<b>4</b>	<b>133</b>	<b>24</b>	<b>35</b>	<b>.686</b>	<b>0</b>	<b>0</b>	<b>.000</b>	<b>4</b>	<b>9</b>	<b>.444</b>	<b>12</b>	<b>29</b>	<b>41</b>	<b>10.3</b>	<b>7-0</b>	<b>5</b>	<b>7</b>	<b>4</b>	<b>1</b>	<b>52</b>	<b>13.0</b>
<b>Career</b>	<b>7</b>	<b>4</b>	<b>191</b>	<b>31</b>	<b>44</b>	<b>.705</b>	<b>0</b>	<b>0</b>	<b>.000</b>	<b>6</b>	<b>11</b>	<b>.545</b>	<b>17</b>	<b>40</b>	<b>57</b>	<b>8.1</b>	<b>13-0</b>	<b>9</b>	<b>9</b>	<b>8</b>	<b>3</b>	<b>68</b>	<b>9.7</b>



Tennessee returns eight players who participated in the Lady Vols' NCAA Tournament Elite Eight run a year ago, which included a trip to South Dakota for the NCAA Sioux Falls Regional.

GENERAL

STAFF

PLAYERS

REVIEW

HISTORY

FACILITIES

NCAA

SEC

RECORDS

MEDIA INFO





## LADY VOL NCAA TOURNAMENT RECORDS

### INDIVIDUAL RECORDS

**MOST FG:** 15, Chamique Holdsclaw, Boston College, 3-15-99, Second Round, UT 89-62  
**MOST FGA:** 27, Candace Parker, LSU, 4-6-08, Semifinal, UT 47-46; Chamique Holdsclaw, W.Kentucky, 3-16-98, Second Round, UT 82-62  
**FG% (min. 10 att):** .827 (14-17), Dana Johnson, Fla. A&M, 3-16-95, First Round, UT 96-59  
**MOST 3pt FG:** 5, Shanna Zolman, Rutgers, 3-26-06, CRS, UT 76-69 and Army, 3-19-06, First Round, UT 102-54 and Western Carolina, 3-20-05, First Round, UT 94-43  
**MOST 3pt FGA:** 13, Shanna Zolman, George Washington, 3-21-06, Second Round, UT 66-53  
**3pt FG%:** .800 (4-5), Kellie Jolly, La. Tech, 3-29-98, Championship, UT 93-75; Shanna Zolman, DePaul, 3-22-04, Second Round, UT 79-59; Angie Bjorklund, Stetson, 3-19-11, UT 99-34  
**MOST FT:** 17, Bridgette Gordon, Long Beach St., 3-25-89, ERC, UT 94-80  
**MOST FTA:** 20, Bridgette Gordon, Long Beach St., 3-25-89, ERC, UT 94-80  
**FT%:** 1.000 (8-8), Cierra Burdick, Gonzaga, 3-28-15, SRS, UT 79-69 OT; Kristen "Ace" Clement, St. Mary's, 3-18-01, Second Round, UT 92-75  
**MOST REBOUNDS:** 22, Daedra Charles, SW Missouri, 3-16-91, Second Round, UT 55-47  
**MOST POINTS:** 39, Chamique Holdsclaw, Boston College, 3-15-99, Second Round, UT 89-62  
**MOST ASSISTS:** 12, Dawn Marsh, Georgia, 3-20-86, MERC, UT 85-82  
**MOST BLOCKS:** 7, Michelle Snow, Rutgers, 3-31-00, Semifinal, UT 64-54  
**MOST STEALS:** 8, Alexis Hornbuckle, Purdue 3-25-08, Second Round, UT 78-52

### TEAM RECORDS

**MOST FG:** 44, Appalachian St., 3-13-99, First Round, UT 113-54  
**MOST FGA:** 84, Radford, 3-16-96, First Round, UT 97-56  
**BEST FG%:** .609 (39-64), Tennessee Tech, 3-15-87, Second Round, UT 95-59

**MOST 3pt FG:** 12, Oral Roberts, 3-23-08, First Round, UT 94-55  
**MOST 3pt FGA:** 29, Oral Roberts, 3-23-08, First Round, UT 94-55  
**BEST 3pt FG%:** .800 (4-5), Florida A&M, 3-16-95, First Round, UT 95-69  
**MOST FT:** 38, Long Beach St., 3-25-89, ERC, UT 94-80  
**MOST FTA:** 48, Long Beach St., 3-25-89, ERC, UT 94-80  
**BEST FT%:** 1.000 (9-9), USC, 4-1-84, Championship, USC 72-61  
**MOST REBOUNDS:** 64, South Carolina St., 3-19-83, First Round, UT 86-51  
**MOST FOULS:** 30, Mississippi, 3-22-85, MERS, Mississippi, 63-60  
**MOST POINTS:** 113, Appalachian St., 3-13-99, First Round, UT 113-54  
**MOST ASSISTS:** 31, Florida A&M, 3-16-95, First Round, UT 96-59  
**MOST TURNOVERS:** 29, Grambling St., 3-17-97, First Round, UT 91-54  
**MOST BLOCKS:** 12, Colgate, 3-20-04, First Round, UT 77-54  
**MOST STEALS:** 23, Radford, 3-16-96, First Round, UT 97-56  
**FEWEST FG:** 13, Rutgers, 3-29-05, PRC, UT 59-49  
**FEWEST FGA:** 41, Texas A&M, 4-1-08, OKCC, UT 53-45  
**LOWEST FG%:** .270 (17-63), North Carolina, Semifinal, 4-1-07 UT 56-50  
**FEWEST 3pt FG:** 0, against 13 opponents  
**FEWEST 3pt FGA:** 0, against four opponents  
**LOWEST 3pt FG%:** .000, against 13 opponents  
**FEWEST FT:** 0, Maryland, 3-30-15, SRC, UM 58-48  
**FEWEST FTA:** 1, Maryland, 3-30-15, SRC, UM 58-48  
**LOWEST FT%:** .0-0 (0-1), Maryland, 3-30-15, SRC, UM 58-48  
**FEWEST REBOUNDS:** 29, Rutgers, 3-26-06, CRS, UT 76-69; Old Dominion, 3-30-97, Championship, UT 68-59; Creighton, 3-25-13, Second Round, UT 68-52  
**FEWEST FOULS:** 5, Villanova, 3-31-03, MERC, UT 73-49  
**FEWEST POINTS:** 46, La. Tech, 3-26-82, Semifinal, La. Tech 69-46  
**FEWEST ASSISTS:** 4, LSU, 4-4-04, Semifinals, UT 52-50  
**FEWEST TURNOVERS:** 5, Villanova, 3-31-03, MERC, UT 73-49  
**FEWEST BLOCKS:** 0, against 17 opponents  
**FEWEST STEALS:** 2, Stanford, 3-30-91, Semifinal, UT 68-60

## LADY VOL OPPONENT NCAA TOURNAMENT RECORDS

### INDIVIDUAL RECORDS

**MOST FG:** 14, Alyssa Thomas, Maryland, 3-30-14, LR, UM 73-62; Nicole Powell, Stanford, 3-30-04, MWRC, UT 62-60; Tanya Hansen, Rutgers, 3-21-92, Second Round, UT 97-56  
**MOST FGA:** 30, Cheryl Taylor, Tennessee Tech, 3-15-87, Second Round, UT 95-59  
**FG% (min. 10 att):** .750 (9-12), Brooke Pahukoa, Boise State, 3-21-15, First Round, UT 72-61  
**MOST 3pt FG:** 6, Brianna Butler, Syracuse, 3-27-16, SFRF, SYR 89-67; Sharon Wilkerson, Liberty, 3-14-98, Second Round, UT 102-58  
**MOST 3pt FGA:** 18, Erin Thorn, Brigham Young, 3-23-02, MWRS, UT 68-57  
**3pt FG%:** 1.000 (3-3), (twice, most recent) Kimetria Hayden, Baylor, 3-26-12, DMRC, Baylor 77-58  
**MOST FT:** 12, Pam Kelly, Louisiana Tech, 3-26-82, Semifinal, La. Tech 69-46  
**MOST FTA:** 14, Pam Kelly, Louisiana Tech, 3-26-82, Semifinal, La. Tech 69-46  
**FT%:** 1.000 (9-9), Carolyn Jones, Auburn, 3-23-91, MWRC, UT 69-65  
**MOST REBOUNDS:** 20, Sylvia Fowles, LSU, 4-6-08, Semifinal, UT 47-46  
**MOST POINTS:** 37, Teresa Edwards, Georgia, 3-20-86, MERS, UT 85-82  
**MOST ASSISTS:** 11, Corrie Mizusawa, St. Mary's, 3-18-01, Second Round, UT 92-75  
**MOST BLOCKS:** 10, Brittney Griner, Baylor, 3-27-10, MRS, BU 77-62  
**MOST STEALS:** 8, Tisha Penicheiro, Old Dominion, 3-30-97, Championship, UT 68-59

### TEAM RECORDS

**MOST FG:** 35, Long Beach State, 3-25-89, ERC, UT 94-80  
**MOST FGA:** 82, Cheyney State, 3-30-84, Semifinal, UT 82-73  
**BEST FG%:** .536, Louisiana Tech, 3-24-94, MERS, Louisiana Tech 71-68  
**MOST 3pt FG:** 14, Syracuse, 3-27-16, SFRF, Syracuse 89-67

**MOST 3pt FGA:** 30, Syracuse, 3-27-16, SFRF, Syracuse 89-67  
**BEST 3pt FG%:** .533 (8-15), Baylor, 3-26-12, DMRC, Baylor 77-58  
**MOST FT:** 28, Iowa, 3-27-93, MERC, Iowa 72-56  
**MOST FTA:** 34, Iowa, 3-27-93, MERC, Iowa 72-56  
**BEST FT%:** 1.000 (7-7), Penn State, 3-29-03, MWRS, UT 86-58  
**MOST REBOUNDS:** 50, Oklahoma, 3-31-13, OKCRS, UT 74-59  
**MOST FOULS:** 33, Long Beach State, 3-25-89, ERC, UT 94-80  
**MOST POINTS:** 90, Southern California, 3-21-82, MERC, UT 91-90  
**MOST ASSISTS:** 22, North Carolina, 3-28-06, CRC, North Carolina 75-63  
**MOST TURNOVERS:** 33, Appalachian State, 3-13-99, First Round, UT 113-54  
**MOST BLOCKS:** 13, Baylor, 3-27-10, MRS, BU 77-62  
**MOST STEALS:** 19, Virginia, 3-16-85, First Round, UT 65-55  
**FEWEST FG:** 12, Drake, 3-18-07, First Round, UT 76-37; Stetson, 3-19-11, First Round, UT 99-34  
**FEWEST FGA:** 45, Vanderbilt, 3-25-02, MWRC, UT 68-63  
**LOWEST FG%:** .182 (12-66), Stetson, 3-19-11, First Round, UT 99-34  
**FEWEST 3pt FG:** 0, (6 times)  
**FEWEST 3pt FGA:** 0, Wake Forest, 3-19-88, Second Round, UT 94-66  
**LOWEST 3pt FG%:** .000 (6 times)  
**FEWEST FT:** 0, Villanova, 3-31-03, MERC, UT 73-49  
**FEWEST FTA:** 1, Villanova, 3-31-03, MERC, UT 73-49  
**LOWEST FT%:** .000 (0-1), Villanova, 3-31-03, MERC, UT 73-49  
**FEWEST REBOUNDS:** 17, Villanova, 3-31-03, MERC, UT 73-49  
**FEWEST FOULS:** 10, Maryland, 3-30-15, SRC, UM 58-48; Connecticut, 4-6-04, Championship, UConn 70-61  
**FEWEST POINTS:** 34, Stetson, 3-19-11, First Round, UT 99-34  
**FEWEST ASSISTS:** 2, Middle Tennessee State, 3-17-84, First Round, UT 70-52  
**FEWEST TURNOVERS:** 7, Villanova, 3-31-03, MERC, UT 73-49  
**FEWEST BLOCKS:** 0, (11 opponents)  
**FEWEST STEALS:** 2, Baylor, 3-27-10, MRS, BU 77-62 ; 2, Drake, 3-18-07, First Round, UT 76-37; Boston College, 3-15-99, Second Round, UT 89-62



# 1987 National Champions



Tennessee may have failed in its first bid at the NCAA national championship in 1984, but the second time was the charm for the Lady Vols. Tennessee thumped Louisiana Tech, which was vying for its second title, 67-44.

"Well, the monkey's off my back," head coach Pat Summitt said. "I do not think I could go without recognizing that it was a tremendous team effort...has been for the last three weeks. This team has played as hard and as smart as I could ask any team to play."

The Lady Vols built a 33-24 halftime edge and never looked back. Seven minutes into the second half, Tennessee had increased its lead to 14, 47-33, and the rest was history as Tennessee took its first NCAA title.

Tennessee attempted 19 more field goals and grabbed 11 more rebounds than the Lady Techsters. A championship-game record crowd of 9,823 watched Tonya Edwards net 13 points and grab seven rebounds en route to most outstanding player honors. Two additional Lady Vols contributed 13 points - Bridgette Gordon and Sheila Frost. Gordon joined Edwards on the All-Championship team, as she also led the Tennessee carom parade, pulling down a game-high 12 rebounds.

# 1989 National Champions



It was a battle of Southeastern Conference powerhouses - Tennessee versus Auburn for all the marbles.

The Lady Vols looked to regain the national title they earned in 1987. Although they were up against a Lady Tiger team that had made its second straight national championship final, Tennessee took home its second NCAA championship in three years with a 76-60 win.

Playing in her triumphant final game, All-America forward Bridgette Gordon treated the 9,758 spectators to a spectacular 27-point performance, tying a championship-game record. She also collected 11 boards on the way to most outstanding player honors.

Gordon's seven first-half baskets helped the Lady Vols to a 35-27 halftime lead. Auburn was able to stay close, cutting the score to 50-47. But after a timeout, the Lady Vols went on a 13-4 run to put the game out of reach. The keys to the victory were the battle of the boards, where Tennessee outrebounded Auburn 45-30, and the free throw line, where Tennessee shot 20-26, while Auburn was 8-12.

Sheila Frost joined Gordon on the All-Championship team. Playing in her final game at Tennessee, Frost had six points and 12 boards. Also coming up big for the Lady Vols in the final was Dena Head, with 19 points.

## 1987 TITLE GAME STATISTICS

March 29, 1987 • Austin, Texas • Frank Erwin Center

Tennessee	FG-FGA	FT-FTA	REB	PF	TP	A	TO	BLK	S	MIN
SPINKS*	1-3	0-0	1	2	2	0	0	0	0	10
SEXTON*	4-8	0-0	2	3	8	4	3	0	1	24
GORDON*	5-19	3-4	12	3	13	2	1	0	3	34
EDWARDS*	4-13	5-8	7	4	13	4	3	0	1	32
HORTON*	4-8	1-2	5	3	9	0	1	0	1	38
MARSH	1-2	4-4	3	1	6	1	2	0	2	19
FROST	6-10	1-5	8	2	13	1	0	0	0	29
McGHEE	0-0	0-0	0	0	0	0	0	0	0	1
TUGGLE	0-0	0-0	0	0	0	0	0	0	0	1
WEBB	1-3	1-1	2	1	3	0	0	0	0	3
McCRAV	0-0	0-0	0	2	0	0	2	0	0	7
LITTLEJOHN	0-1	0-0	1	0	0	0	0	0	1	2
TEAM			6							
<b>Totals</b>	<b>26-67</b>	<b>15-24</b>	<b>47</b>	<b>21</b>	<b>67</b>	<b>12</b>	<b>12</b>	<b>0</b>	<b>9</b>	<b>200</b>
TOTAL FG%	1st Half: 0-0 0.0%	2nd Half: 26-67 38.8%			Game: 38.8%					DEADBALL
3-Pt. FG%	1st Half: 0-0 0.0%	2nd Half: 0-0 0.0%			Game: 0.0%					REB
F Throw %	1st Half: 0-0 0.0%	2nd Half: 15-24 62.5%			Game: 62.5%					4

Louisiana Tech	FG-FGA	FT-FTA	REB	PF	TP	A	TO	BLK	S	MIN
WEATHERSPOON*	4-11	3-3	3	5	11	3	6	0	2	39
HARRISON*	3-11	2-5	8	5	8	1	4	4	0	33
LAWSON*	1-4	0-0	1	2	2	0	1	0	0	17
DAVIS*	0-0	1-3	6	1	1	0	1	1	0	39
LEWIS*	4-11	4-6	7	3	12	1	3	0	2	40
CHAMBLESS	0-0	0-0	0	0	0	0	1	0	0	1
McDONALD	1-1	0-0	0	0	2	0	0	0	0	1
STALL	3-7	2-3	7	4	8	1	3	0	1	23
WESTBROOKS	0-3	0-2	3	0	0	0	1	0	0	7
TEAM			1							
<b>Totals</b>	<b>16-48</b>	<b>12-22</b>	<b>36</b>	<b>20</b>	<b>44</b>	<b>6</b>	<b>20</b>	<b>5</b>	<b>5</b>	<b>200</b>
TOTAL FG%	1st Half: 0-0 0.0%	2nd Half: 16-48 33.3%			Game: 33.3%					DEADBALL
3-Pt. FG%	1st Half: 0-0 0.0%	2nd Half: 0-0 0.0%			Game: 0.0%					REB
F Throw %	1st Half: 0-0 0.0%	2nd Half: 12-22 54.5%			Game: 54.5%					5

Attendance: 15,615; Halftime: Tennessee 33, Louisiana Tech 24; Officials: June Courteau, Patty Broderick; Semifinals: Tennessee 74, Long Beach State 64; Louisiana Tech 79, Texas 75.

## 1989 TITLE GAME STATISTICS

April 2, 1989 • Tacoma, Wash. • Tacoma Dome

Auburn	FG-FGA	3FG-FGA	FT-FTA	REB	PF	TP	A	TO	BLK	S	MIN
THOMPSON*	0-0	0-0	0-0	1	2	0	1	0	0	0	6
TREMITIERE*	1-1	0-0	0-0	1	2	2	0	1	0	0	4
CIAMPI*	0-0	0-0	0-0	0	0	0	0	0	0	0	1
JONES*	5-10	0-1	2-2	4	3	12	2	2	0	2	39
STEVENSON*	0-1	0-1	1-2	0	2	1	0	1	0	0	6
SCRUGGS	2-9	0-1	2-3	0	4	6	0	1	0	0	30
BOLTON	5-11	0-1	0-0	6	4	10	9	7	0	2	36
McGILBERRY	0-2	0-0	0-1	4	2	0	0	3	0	1	18
MAGO	0-0	0-0	0-0	0	0	0	0	0	0	0	6
GODBY	5-11	0-0	3-4	3	4	13	0	1	0	0	20
ORR	8-15	0-0	0-0	11	1	16	0	2	4	1	34
TEAM											
<b>Totals</b>	<b>26-60</b>	<b>0-4</b>	<b>8-12</b>	<b>30</b>	<b>24</b>	<b>60</b>	<b>12</b>	<b>18</b>	<b>4</b>	<b>6</b>	<b>200</b>
TOTAL FG%	1st Half: 0-0 0.0%	2nd Half: 26-60 43.3%			Game: 43.3%						DEADBALL
3-Pt. FG%	1st Half: 0-0 0.0%	2nd Half: 0-4 0.0%			Game: 0.0%						REB
F Throw %	1st Half: 0-0 0.0%	2nd Half: 8-12 66.7%			Game: 66.7%						1,2

Tennessee	FG-FGA	3FG-FGA	FT-FTA	REB	PF	TP	A	TO	BLK	S	MIN
HEAD*	6-12	0-0	7-9	3	4	19	2	3	0	0	37
FROST*	2-8	0-0	2-3	12	4	6	1	0	5	3	36
McGHEE*	1-3	0-0	1-2	4	0	3	1	2	0	2	22
GORDON*	11-21	0-0	5-6	11	3	27	1	1	0	1	36
McCRAV*	2-10	0-0	2-2	6	1	6	10	3	0	0	35
CLARK	0-1	0-0	0-0	0	0	0	1	2	0	0	4
CHARLES	5-7	0-0	3-4	7	2	13	0	3	2	2	21
CASTEEL	0-0	0-0	0-0	0	0	0	0	0	0	0	1
SCOTT	1-4	0-0	0-0	1	0	2	0	1	0	0	7
HAWHEE	0-0	0-0	0-0	0	0	0	0	0	0	0	1
TEAM											
<b>Totals</b>	<b>28-66</b>	<b>0-0</b>	<b>20-26</b>	<b>45</b>	<b>14</b>	<b>76</b>	<b>16</b>	<b>15</b>	<b>7</b>	<b>8</b>	<b>200</b>
TOTAL FG%	1st Half: 0-0 0.0%	2nd Half: 28-66 42.4%			Game: 42.4%						DEADBALL
3-Pt. FG%	1st Half: 0-0 0.0%	2nd Half: 0-0 0.0%			Game: 0.0%						REB
F Throw %	1st Half: 0-0 0.0%	2nd Half: 20-26 76.9%			Game: 76.9%						2,2

Attendance: 9,758; Halftime: Tennessee 35, Auburn 27; Officials: June Courteau, Patty Broderick; Semifinals: Auburn 76, Louisiana Tech 71; Tennessee 77, Maryland 65.

GENERAL

STAFF

PLAYERS

REVIEW

HISTORY

FACILITIES

NCAA

SEC

RECORDS

MEDIA INFO





# 1991 National Champions



Vindication was finally Tennessee's in the 1991 NCAA women's final, as the Lady Vols downed a talented Virginia Cavalier club, 70-67, in the first NCAA Final Four overtime title game. Virginia had eliminated Tennessee before it could reach the 1990 Women's Final Four - which just happened to be held in Knoxville. But the Lady Vols took New Orleans and their third NCAA title in five years.

The first half was tight, with Tennessee holding a paper-thin 27-26 advantage at the intermission. But the Lady Vols opened up a small lead in the second half. Small lead; small comfort.

Virginia's Dawn Staley, who was named the most outstanding player, led the Virginia comeback to tie the game at 60 at the end of regulation. But the overtime belonged to Tennessee and Dena Head, who scored a championship record 28 points in the final.

Wade Trophy winner Daedra Charles added 19 points and 12 boards for Tennessee and joined Head on the All-Championship Team. Tennessee's effort was also aided by the play of Lisa Harrison, who poured in eight points and 13 boards.

With the victory, the Lady Volunteers kept their streak of odd-year championships going. Tennessee also won national titles in 1987 and 1989.

# 1996 National Champions



It seemed only fitting that the Lady Vols would win another NCAA crown in the "Queen City" of Charlotte, N.C. And it was equally fitting that the Lady Vols' fourth NCAA title would come over a fierce SEC rival in the Georgia Lady Bulldogs, 83-65.

After the emotionally draining overtime win versus Connecticut, the skeptics wondered if UT would have enough emotional energy left for the title game. They did...and then some. Although Georgia held a modest three point lead early in the game and led by two with 14:11 to go in the first half, it would be their only lead in the title contest. UT senior Latina Davis put the handcuffs on Player of the Year Saudia Roundtree in the first half as the Lady Vols grabbed an early nine point lead, 28-19 with 7:36 to go in the first half. Georgia recovered to trail by just five at the half, 42-37.

In the first three minutes of the second half, UT took off and never looked back. Abby Conklin's trey (her first of four) with 14:55 left gave UT a 16-point lead, 57-41. Davis upped the ante to a 21 point lead with 2:25 showing, 81-60. The celebrating started early as the Final Four MVP, Michelle Marciniak, and All-Tournament Team members Chamique Holdsclaw and Tiffani Johnson left the game to wildly cheering fans. Davis, who held Roundtree to 17 points below her average, was UT's quiet heroine.

On the night, Holdsclaw and Johnson tallied 16 points to lead UT, while Conklin added 14 points, Pashen Thompson a dozen, and Marciniak 10 in the final game of her career.

### 1991 TITLE GAME STATISTICS

March 31, 1991 • New Orleans, La. • Lakefront Arena

Virginia	FG-FGA	3FG-FGA	FT-FTA	REB	PF	TP	A	TO	BLK	S	MIN
WAGENER*	1-1	0-0	0-1	6	3	2	0	0	1	0	27
CARDOZA*	4-11	1-2	2-2	1	5	11	1	1	0	2	43
STALEY*	11-26	3-5	3-4	11	5	28	6	8	0	3	41
BURGE*	5-11	0-0	0-3	11	4	10	0	3	1	1	31
REISS*	3-12	0-1	1-4	1	2	7	4	3	0	0	40
EVANS	0-0	0-0	0-0	0	1	0	0	1	0	0	10
WARD	0-0	0-0	1-2	1	0	1	0	0	0	0	7
BURGE	4-5	0-0	0-1	6	5	8	0	3	1	2	15
SMITH	0-0	0-0	0-2	5	2	0	0	1	0	1	11
TEAM				3							
<b>Totals</b>	<b>28-66</b>	<b>4-8</b>	<b>7-19</b>	<b>45</b>	<b>27</b>	<b>67</b>	<b>11</b>	<b>20</b>	<b>3</b>	<b>9</b>	<b>225</b>
TOTAL FG%	1st Half: 0-0 0.0%	2nd Half: 0-0 0.0%	Game: 42.4%	D-BALL							
3-Pt. FG%	1st Half: 0-0 0.0%	2nd Half: 0-0 0.0%	Game: 50.0%	REB							
F Throw %	1st Half: 0-0 0.0%	2nd Half: 0-0 0.0%	Game: 36.8%	4							
Tennessee	FG-FGA	3FG-FGA	FT-FTA	REB	PF	TP	A	TO	BLK	S	MIN
ADAMS*	0-7	0-3	2-4	2	3	2	1	2	0	0	37
HEAD*	9-17	0-0	10-14	9	3	28	3	8	0	3	41
HARRISON*	3-10	0-0	2-3	13	3	8	0	2	1	1	36
CHARLES*	7-13	0-0	5-7	12	5	19	0	3	3	2	40
CASTEEL*	1-7	0-0	2-3	5	2	4	1	2	0	0	29
CLARK	0-1	0-0	0-0	0	0	0	0	1	0	0	3
EVANS	3-5	0-0	1-3	2	5	7	0	3	1	0	20
CALDWELL	1-1	0-0	0-1	3	2	2	3	2	0	1	19
TEAM				3							
<b>Totals</b>	<b>24-61</b>	<b>0-3</b>	<b>22-35</b>	<b>49</b>	<b>23</b>	<b>70</b>	<b>8</b>	<b>23</b>	<b>5</b>	<b>7</b>	<b>225</b>
TOTAL FG%	1st Half: 0-0 0.0%	2nd Half: 0-0 0.0%	Game: 39.3%	D-BALL							
3-Pt. FG%	1st Half: 0-0 0.0%	2nd Half: 0-0 0.0%	Game: 0.0%	REB							
F Throw %	1st Half: 0-0 0.0%	2nd Half: 0-0 0.0%	Game: 62.9%	2							

Attendance: 7,865; Halftime: Tennessee 27, Virginia 26; Officials: Patty Broderick, Lou Pitt; Semifinals: Virginia 61, Connecticut 55; Tennessee 69, Stanford 60.

### 1996 TITLE GAME STATISTICS

March 31, 1996 • Charlotte, N.C.

Georgia	FG-FGA	3FG-FGA	FT-FTA	REB OF DE TOT	PF	TP	A	TO	BLK	S	MIN
FRETT*	10-18	1-1	4-4	6 10 16	1	25	0	2	0	1	37
ROUNDTREE*	3-14	1-7	1-2	0 5 5	1	8	6	6	0	2	37
POWELL*	0-1	0-1	0-0	0 0 0	1	0	1	1	0	1	12
HOLLAND*	4-12	2-8	1-1	1 0 1	4	11	5	2	0	1	33
HENDERSON*	8-15	0-0	0-1	4 3 7	4	16	0	1	2	0	36
IRWIN	1-3	1-3	0-0	0 2 2	0	3	1	1	0	2	16
ANTVORKSOV	0-0	0-0	0-0	0 0 0	2	0	0	0	0	0	3
THOMPSON	0-0	0-0	0-0	0 1 1	0	0	1	0	0	0	1
TAYLOR	0-1	0-1	0-0	0 1 1	0	0	0	0	0	0	1
BUSH	1-4	0-2	0-0	2 0 2	4	2	0	1	0	0	16
WALKER	0-1	0-0	0-0	1 1 2	0	0	0	0	0	0	1
DECKER	0-2	0-1	0-0	1 1 2	4	0	0	0	0	0	6
WELLS	0-0	0-0	0-0	0 0 0	1	0	0	0	0	0	1
TEAM											
<b>Totals</b>	<b>27-71</b>	<b>5-24</b>	<b>6-8</b>	<b>15 24 39</b>	<b>22</b>	<b>65</b>	<b>14</b>	<b>14</b>	<b>2</b>	<b>7</b>	<b>200</b>
TOTAL FG%	1st Half: 0-0 0.0%	2nd Half: 27-71 38.0%	Game: 38.0%	DEADBALL							
3-Pt. FG%	1st Half: 0-0 0.0%	2nd Half: 5-24 20.8%	Game: 20.8%	REB							
F Throw %	1st Half: 0-0 0.0%	2nd Half: 6-8 75.0%	Game: 75.0%	1							
Tennessee	FG-FGA	3FG-FGA	FT-FTA	REB OF DE TOT	PF	TP	A	TO	BLK	S	MIN
MARCINIAK*	5-13	0-2	0-1	0 4 4	1	10	5	4	0	2	37
JOHNSON*	7-10	0-1	2-2	3 2 5	2	16	1	1	0	0	28
DAVIS*	2-10	0-1	4-8	5 2 7	2	8	8	0	0	4	32
HOLDSCLAW*	6-16	0-0	4-5	5 9 14	0	16	3	1	0	1	34
CONKLIN*	5-8	4-5	0-0	0 4 4	2	14	3	2	0	0	23
SMALLWOOD	0-0	0-0	1-2	1 0 1	0	1	0	0	0	0	1
MILLIGAN	0-1	0-0	0-0	0 0 0	0	0	0	0	0	0	1
GREENE	0-1	0-0	0-0	0 0 0	0	0	0	0	0	0	1
JOLLY	1-1	0-0	0-1	0 0 0	2	2	1	0	0	1	10
LAXTON	2-7	0-0	0-0	2 1 3	1	4	0	1	0	0	12
THOMPSON	4-6	0-0	4-6	5 6 11	3	12	0	2	0	0	21
TEAM				3 2 5							
<b>Totals</b>	<b>32-73</b>	<b>4-9</b>	<b>15-25</b>	<b>24 30 54</b>	<b>13</b>	<b>83</b>	<b>21</b>	<b>12</b>	<b>0</b>	<b>8</b>	<b>200</b>
TOTAL FG%	1st Half: 0-0 0.0%	2nd Half: 32-73 43.8%	Game: 43.8%	DEADBALL							
3-Pt. FG%	1st Half: 0-0 0.0%	2nd Half: 4-9 44.4%	Game: 44.4%	REB							
F Throw %	1st Half: 0-0 0.0%	2nd Half: 15-25 60.0%	Game: 60.0%	3							

Attendance: 23,291; Halftime: Tennessee 42, Georgia 37; Officials: Sally Bell, Dee Kantner, Violet Palmer; Semifinals: Georgia 86, Stanford 76; Tennessee 88, Connecticut 83 (OT).



# 1997 National Champions



No team had ever won the NCAA championship coming in with more than six losses. But proving that it's wise to save your best for last, Tennessee took its fifth NCAA championship and second straight title with a 68-59 win over Old Dominion despite entering the tournament with a 23-10 record.

"Of all our runs to a championship, this one is really the most unexpected," said coach Pat Summitt. "It came from a team with tremendous heart and desire."

Tennessee took control quickly at the start of the title game, jumping out to a 20-8 lead. By halftime, the Lady Vols still had a comfortable lead, 34-22.

In the second half, Old Dominion clawed its way back, taking its first lead at 44-43 with 9:06 left in the game. The Lady Monarchs extended the lead to two, 49-47, before Chamique Holdsclaw led the Lady Vols on a 12-2 run to put the game away for Tennessee.

Holdsclaw was a unanimous choice as the most outstanding player, as she poured in 24 points and seven rebounds. Six of her points came during the decisive run at the end of the game. Joining Holdsclaw on the All-Championship team was Kellie Jolly, who only scored five points, but set a championship record with 11 assists in the final game and a Final Four record with 20.

With the win, the Lady Vols earned their fifth national title, played in their seventh championship game and became only the second team to win consecutive championships. (Southern Cal., 1983 and 1984).

# 1998 National Champions



The 1998 Tennessee Lady Vols will be remembered as history-makers. A perfect 39-0 record and the most wins ever in women's collegiate basketball... an NCAA unprecedented three consecutive titles... and the systematic blowout night-after-night of the opposition.

When the team finally reached the NCAA title game against a dear old rival in Louisiana Tech, the contest started out tight with UT taking an 8-6 lead. Then "the greatest team ever to play the game," according to Louisiana Tech head coach Leon Barmore, exploded out to a 34-11 run over the next seven minutes. The points were coming in bunches to the tune of 63% field goal accuracy as these Lady Vols were on a mission.

By the halftime break, Tennessee led 55-32 and had registered an NCAA record for the most points scored in a half at the Final Four. Leading the way for UT in game 39 were the Three Meeks - MVP Chamique Holdsclaw, Tamika Catchings and Semeka Randall—who collectively tallied 62 points and 25 rebounds in the Lady Vols' 93-75 victory.

Holdsclaw, who scored 25 points and grabbed 10 rebounds, won the top player honors in the final game. She was joined on the All-Tournament Team by Catchings, who recorded 27 points in her first title game, and an honorary "Meek", Kellie Jolly, who added a career-high 20 points.

With the win, the Lady Vols earned their sixth national title, played in their eighth championship game and became the first team to win three consecutive NCAA titles.

## 1997 TITLE GAME STATISTICS

March 30, 1997 • Cincinnati, Ohio • Riverfront Coliseum

	FG-FGA	3FG-FGA	FT-FTA	REB	OF	DE	TOT	PF	TP	A	TO	BLK	S	MIN
<b>Tennessee</b>	4-4	0-0	0-0	7	2	3	5	2	8	2	1	1	0	30+
JOHNSON*	1-3	0-0	0-1	0	3	3	2	2	1	3	0	1	22+	
ELZY*	1-5	1-3	2-2	0	0	0	2	5	11	9	0	5	35+	
JOLLY*	11-20	0-0	2-3	0	7	7	2	24	3	6	1	2	39+	
HOLDSCLAW*	4-4	0-0	0-3	2	4	6	2	8	0	1	0	2	33+	
THOMPSON*	4-7	0-0	0-0	0	2	2	0	8	0	2	0	1	8+	
BUTTS	0-0	0-0	0-0	0	0	0	0	0	0	0	0	0	0+	
MILLIGAN	0-1	0-0	1-2	0	1	1	0	1	0	1	0	0	10+	
GREENE	0-1	0-0	0-0	0	0	0	0	0	0	0	0	0	3+	
LAXTON	0-0	0-0	0-0	0	0	0	1	0	0	0	0	0	2+	
STEPHENS	4-5	2-2	2-2	0	1	1	2	12	1	3	0	1	18+	
CONKLIN				4	2	6								
TEAM														
<b>Totals</b>	<b>29-49</b>	<b>3-5</b>	<b>7-13</b>	<b>7</b>	<b>22</b>	<b>29</b>	<b>13</b>	<b>68</b>	<b>18</b>	<b>26</b>	<b>2</b>	<b>12</b>	<b>200</b>	
TOTAL FG%	1st Half: 0-0 0.0%	2nd Half: 29-49 59.2%	Game: 59.2%	DEADBALL										
3-Pt. FG%	1st Half: 0-0 0.0%	2nd Half: 3-5 60.0%	Game: 60.0%	REBS										
F Throw %	1st Half: 0-0 0.0%	2nd Half: 7-13 53.8%	Game: 53.8%	1										
<b>Old Dominion</b>	6-8	0-0	1-2	4	5	9	2	13	0	3	0	0	40+	
ROBERTS*	0-1	0-0	0-0	0	0	0	0	0	1	1	0	1	15+	
HIMES*	4-13	0-1	2-2	1	5	6	2	10	8	11	0	8	37+	
PENICHEIRO*	2-7	0-3	0-0	0	0	0	5	4	1	3	0	1	28+	
ANDRADE*	7-13	0-0	2-2	4	6	10	5	16	4	5	1	3	38+	
MACHANGUANA*	2-4	1-2	0-0	2	1	3	0	5	0	0	0	1	15+	
ELLEN	3-11	3-10	2-4	1	0	1	0	11	1	1	0	1	11+	
EBLIN	0-0	0-0	0-0	2	1	3	1	0	0	1	0	0	6+	
SMALL	0-5	0-2	0-0	0	0	0	1	0	0	1	0	1	10+	
DIAZ	0-0	0-0	0-0	0	0	0	0	0	0	0	0	0	0+	
BRADLEY				2		2								
TEAM														
<b>Totals</b>	<b>24-62</b>	<b>4-18</b>	<b>7-10</b>	<b>16</b>	<b>18</b>	<b>34</b>	<b>16</b>	<b>59</b>	<b>15</b>	<b>26</b>	<b>1</b>	<b>16</b>	<b>200</b>	
TOTAL FG%	1st Half: 0-0 0.0%	2nd Half: 24-62 38.7%	Game: 38.7%	DEADBALL										
3-Pt. FG%	1st Half: 0-0 0.0%	2nd Half: 4-18 22.2%	Game: 22.2%	REBS										
F Throw %	1st Half: 0-0 0.0%	2nd Half: 7-10 70.0%	Game: 70.0%	3										
Attendance: 16,714; Halftime: Tennessee 34, Old Dominion 22; Officials: Dee Kantner, Violet Palmer, Yvette McKinney; Semifinals: Old Dominion 83, Stanford 82; Tennessee 80, Notre Dame 66.														

## 1998 TITLE GAME STATISTICS

March 29, 1998 • Kansas City, Mo. • Kemper Arena

	FG-FGA	3FG-FGA	FT-FTA	REB	OF	DE	TOT	PF	TP	A	TO	BLK	S	MIN
<b>Louisiana Tech</b>	0-6	0-1	2-2	0	1	1	0	2	9	5	0	2	30	
STALLWORTH*	7-12	1-3	0-0	3	5	8	3	15	1	3	1	2	37	
MAXWELL*	2-6	0-0	0-0	1	4	5	4	4	0	3	0	3	31	
WILSON*	9-16	0-0	1-5	5	5	10	3	19	0	2	2	2	34	
BURRAS*	11-25	4-12	0-0	0	4	4	2	26	5	4	1	2	37	
JACKSON*	0-0	0-0	0-0	0	0	0	0	0	0	0	0	0	1	
COCHRAN	1-5	1-2	0-0	0	0	0	2	3	2	2	0	0	15	
SCHPEPPMAN	0-0	0-0	2-2	1	0	1	0	2	0	0	1	0	8	
GILMORE	2-3	0-0	0-1	0	0	0	2	4	0	1	2	0	7	
BOWMAN				4	1	5								
TEAM														
<b>Totals</b>	<b>32-73</b>	<b>6-18</b>	<b>5-10</b>	<b>14</b>	<b>20</b>	<b>34</b>	<b>16</b>	<b>75</b>	<b>17</b>	<b>20</b>	<b>7</b>	<b>11</b>	<b>200</b>	
TOTAL FG%	1st Half: 0-0 0.0%	2nd Half: 32-73 43.8%	Game: 43.8%	DEADBALL										
3-Pt. FG%	1st Half: 0-0 0.0%	2nd Half: 6-18 33.3%	Game: 33.3%	REBS										
F Throw %	1st Half: 0-0 0.0%	2nd Half: 5-10 50.0%	Game: 50.0%	2										
<b>Tennessee</b>	7-10	4-5	2-2	0	4	4	2	20	3	2	1	3	34	
JOLLY*	4-9	0-0	2-4	2	6	8	2	10	2	4	0	2	34	
RANDALL*	11-25	0-0	3-4	4	6	10	0	25	6	2	0	1	36	
HOLDSCLAW*	8-16	0-4	11-13	3	4	7	3	27	2	4	0	4	34	
CATCHINGS*	0-2	0-0	0-0	1	1	2	2	0	1	0	0	0	8	
STEPHENS*	1-1	0-0	0-0	1	0	1	0	2	0	0	0	0	1	
BUTTS	0-1	0-0	0-0	0	0	0	0	0	0	1	0	0	1	
ELZY	0-0	0-0	0-0	0	0	0	0	0	0	0	0	0	1	
MILLIGAN	0-0	0-0	0-0	0	0	0	0	0	0	0	0	0	1	
GREENE	0-0	0-0	0-0	0	0	0	0	0	0	0	0	0	1	
LAXTON	3-4	0-0	0-0	0	1	1	1	6	2	3	0	0	15	
CLEMENT	1-1	0-0	1-2	2	5	7	3	3	0	1	4	1	34	
GETER				4	2	6								
TEAM														
<b>Totals</b>	<b>35-69</b>	<b>4-9</b>	<b>19-25</b>	<b>17</b>	<b>30</b>	<b>47</b>	<b>13</b>	<b>93</b>	<b>15</b>	<b>19</b>	<b>5</b>	<b>11</b>	<b>200</b>	
TOTAL FG%	1st Half: 0-0 0.0%	2nd Half: 35-69 50.7%	Game: 50.7%	DEADBALL										
3-Pt. FG%	1st Half: 0-0 0.0%	2nd Half: 4-9 44.4%	Game: 44.4%	REBS										
F Throw %	1st Half: 0-0 0.0%	2nd Half: 19-25 76.0%	Game: 76.0%	3										
Attendance: 17,976; Halftime: Tennessee 55, Louisiana Tech 32; Officials: Sally Bell, Bob Trammell, Wesley Dean; Semifinals: Tennessee 86, Arkansas 58; Louisiana Tech 84, N.C. State 65.														

GENERAL

STAFF

PLAYERS

REVIEW

HISTORY

FACILITIES

NCAA

SEC

RECORDS

MEDIA INFO





# 2007 National Champions



On April 3, 2007, the Tennessee Lady Vols captured an elusive seventh national title, beating Rutgers to the ball for second and third shots in a 59-46 win to reclaim their customary place above all other programs.

Parker scored 17 points to lead her squad to a 34-3 final record, but the tournament's most outstanding player got plenty of help from Shannon Bobbitt who scored 13 points — nine of them on three treys in a lightning-quick span in the second half — and Nicky Anosike had 16 rebounds for the Lady Vols, who had 24 offensive boards.

After building a 16-point lead and then holding off a late push by Rutgers, the Lady Vols could finally celebrate, dribbling out the final 30 seconds under the Rutgers basket until Tennessee's players, some in tears, danced at midcourt as orange, blue and gold confetti fell from above.

"To win anything you have to be a tight team," Summitt said. "They believed in each other and they all had one goal, to be here in Cleveland and cut down the nets. I'm real, real proud of this team."

A three-pointer by Rutgers ended a 7-0 UT run that brought the Scarlet Knights to 50-42, but Parker made six straight free throws in 37 seconds to make it 56-44 with 1:08 left. As she went down the floor, Parker looked at the bench where senior Sidney Spencer was crying, knowing all the hard work during the offseason would end the best way possible.

The 2007 NCAA tournament ended the same way it has nearly one-third of the time since it started — with Tennessee setting up ladders to cut down the nets.

# 2008 National Champions



On April 8, 2008, the "under-rated" Tennessee Lady Vols captured their eighth national title, defeating Stanford 64-48. Incredible defensive pressure by UT forced 25 Cardinal turnovers which the Big Orange converted into 26 points.

"They came out with a great mentality to play hard, especially on the defensive end," Pat Summitt said. "On offense, we got more people involved, but it was our defense that got it done."

Tennessee standout Candace Parker, despite playing with a dislocated shoulder, scored 17 points and grabbed nine rebounds to help the Lady Vols capture their second straight championship, but unlike earlier games in the tournament when she had to carry the Lady Vols, her supporting cast came through. Shannon Bobbitt scored 13 points and Nicky Anosike added 12 points, eight rebounds and six steals for the Lady Vols. Freshman Vicki Baugh had eight points before tearing her ACL in the second half.

Bobbitt scored all of her points in the first half as the Lady Vols jumped out to a 37-29 advantage. Trailing by one early, Tennessee used a 13-4 run to take a 17-9 lead midway through the half. Bobbitt hit two three-pointers and made a nifty layup to cap the spurt. The teams traded baskets before two free throws by Bobbitt gave the Lady Vols a 35-25 lead - their biggest of the half.

Parker didn't shoot nearly as many jumpers as usual, instead taking the ball to the basket on an array of moves. She converted one steal in the second half into a pretty layup that gave the Lady Vols a 10-point advantage. She then followed it up with a three-point play on a driving layup. The Cardinal, who had a season low for points, would get no closer than eight the rest of the way. With the game in hand and a minute left, Parker went to the Tennessee bench for the final time, holding up four fingers on each hand to signify the eight titles the Lady Vols have won.

"One is disputable, but two, you can't stumble onto two national championships, so we're pretty good," Parker said.

### 2007 TITLE GAME STATISTICS

April 3, 2007 • Cleveland, Ohio • Quicken Loans Arena

	FG-FGA	3FG-FGA	FT-FTA	OF	DE	TOT	PF	TP	A	TO	BLK	S	MIN
<b>Rutgers</b>													
CARSON*	4-11	0-3	0-3	1	5	6	4	8	1	2	0	0	40
ZURICH*	2-6	0-0	0-0	0	1	1	3	4	0	0	1	1	23
VAUGHN*	9-15	0-0	2-3	7	3	10	2	20	2	4	1	3	34
PRINCE*	0-0	0-0	2-4	1	2	3	4	2	2	4	0	0	26
AJAVON*	3-9	2-5	0-0	0	4	4	5	8	1	5	0	1	37
JERNIGAN	0-0	0-0	0-0	0	0	0	0	0	0	0	0	0	1
ADAMS	0-0	0-0	0-0	0	0	0	0	0	0	0	0	0	1
McCURDY	1-3	0-0	0-0	0	1	1	3	2	0	2	0	1	17
RAY	0-3	0-2	0-0	1	1	2	0	0	0	0	0	0	15
JUNAID	1-2	0-0	0-0	1	2	3	1	2	0	0	1	0	6
TEAM						4				1			
<b>Totals</b>	<b>20-49</b>	<b>2-10</b>	<b>4-10</b>	<b>14</b>	<b>20</b>	<b>34</b>	<b>22</b>	<b>46</b>	<b>6</b>	<b>18</b>	<b>3</b>	<b>6</b>	<b>200</b>
TOTAL FG%	1st Half: 8-21 38.1%		2nd Half: 12-28 42.9%		Game: 40.8%		D-BALL						
3-Pt. FG%	1st Half: 1-3 33.3%		2nd Half: 1-7 14.3%		Game: 20.0%		REB						
F Throw %	1st Half: 1-2 50.0%		2nd Half: 3-8 37.5%		Game: 40.0%		3						
<b>Tennessee</b>													
SPENCER*	4-12	1-4	2-2	2	0	2	4	11	2	0	0	0	36
PARKER*	5-15	0-0	7-10	2	5	7	3	17	3	2	0	0	39
ANOSIKE*	2-9	0-0	0-5	10	6	16	2	4	2	1	0	1	34
BOBBITT*	4-9	4-8	1-2	2	1	3	1	13	0	1	0	3	32
HORNBUCKLE*2-8	0-3	0-0	0-0	3	4	7	2	4	1	7	0	2	37
REDDING	0-0	0-0	0-0	0	0	0	0	0	0	0	0	0	1
AUGUSTE	3-5	0-0	4-4	4	1	5	1	10	1	0	0	1	15
FULLER	0-0	0-0	0-0	0	0	0	0	0	0	1	0	0	6
TEAM						2							
<b>Totals</b>	<b>20-58</b>	<b>5-15</b>	<b>14-23</b>	<b>24</b>	<b>18</b>	<b>42</b>	<b>13</b>	<b>59</b>	<b>9</b>	<b>12</b>	<b>0</b>	<b>7</b>	<b>200</b>
TOTAL FG%	1st Half: 11-30 36.7%		2nd Half: 9-28 32.1%		Game: 34.5%		D-BALL						
3-Pt. FG%	1st Half: 2-6 33.3%		2nd Half: 3-9 33.3%		Game: 33.3%		REB						
F Throw %	1st Half: 5-9 55.6%		2nd Half: 9-14 64.3%		Game: 60.9%		3						

Attendance: 20,704; Halftime: Tennessee 29, Rutgers 28; Officials: Lisa Mattingly, Tina Napier, Michael Price; Semifinals: Rutgers 59, LSU 35; Tennessee 56, North Carolina 50

### 2008 TITLE GAME STATISTICS

April 8, 2008 - Tampa, Fla. - St. Pete Times Forum

	FG-FGA	3FG-FGA	FT-FTA	OF	DE	TOT	PF	TP	A	TO	BLK	S	MIN
<b>Stanford</b>													
PEDERSEN	2-7	0-2	3-4	2	8	10	4	7	0	2	0	0	37
APPEL	6-13	0-0	4-10	3	2	5	5	16	3	4	0	1	36
HONES	2-5	1-2	0-0	0	2	2	2	5	3	4	0	0	34
WIGGINS	6-16	2-5	0-0	1	3	4	3	14	1	6	0	4	39
GOLD-ONWUDE	1-2	0-0	0-0	0	3	3	2	2	0	4	0	1	16
PIERCE	0-0	0-0	0-0	0	0	0	0	0	0	0	0	0	2
DONAGHE	0-0	0-0	0-0	0	0	0	0	0	0	0	0	0	0+
POHLEN	0-2	0-1	0-0	0	1	1	1	0	0	1	0	0	11
CIMINO	0-0	0-0	0-0	0	0	0	0	0	0	0	0	0	0+
CLYBURN	0-1	0-1	0-0	0	0	0	0	0	0	0	0	0	1
HARMON	2-3	0-0	0-0	2	2	4	4	4	1	3	0	1	24
TEAM						3				4			
<b>Totals</b>	<b>19-49</b>	<b>3-11</b>	<b>7-14</b>	<b>11</b>	<b>25</b>	<b>36</b>	<b>21</b>	<b>48</b>	<b>8</b>	<b>25</b>	<b>0</b>	<b>7</b>	<b>200</b>
TOTAL FG%	1st Half: 12-25 48.0%		2nd Half: 7-24 29.2%		Game: 38.8%		DEADBALL						
3-Pt. FG%	1st Half: 3-5 60.0%		2nd Half: 0-6 0.0%		Game: 27.3%		REB						
F Throw %	1st Half: 2-4 50.0%		2nd Half: 5-10 50.0%		Game: 50.0%		2						
<b>Tennessee</b>													
PARKER	5-10	0-0	7-11	1	8	9	2	17	1	4	1	4	37
AUGUSTE	3-7	0-0	1-2	3	4	7	4	7	2	3	0	1	39
ANOSIKE	6-11	0-0	0-1	3	5	8	3	12	0	2	1	6	29
BOBBITT	4-12	3-8	2-2	0	0	0	0	13	0	3	0	0	37
HORNBUCKLE	1-7	0-0	4-5	0	1	1	3	6	3	2	0	1	28
BJORKLUND	0-5	0-1	0-0	1	0	1	0	0	0	0	0	1	15
SMALLBONE	0-0	0-0	1-2	0	1	1	0	1	0	0	0	0	1
BAUGH	3-4	0-0	2-2	3	1	4	2	8	0	0	0	0	13
FULLER	0-0	0-0	0-0	0	0	0	0	0	0	0	0	0	1
TEAM						3							
<b>Totals</b>	<b>22-56</b>	<b>3-9</b>	<b>17-25</b>	<b>14</b>	<b>24</b>	<b>38</b>	<b>14</b>	<b>64</b>	<b>6</b>	<b>14</b>	<b>2</b>	<b>13</b>	<b>200</b>
TOTAL FG%	1st Half: 13-29 44.8%		2nd Half: 9-27 33.3%		Game: 39.3%		DEADBALL						
3-Pt. FG%	1st Half: 3-6 50.0%		2nd Half: 0-3 0.0%		Game: 33.3%		REB						
F Throw %	1st Half: 8-11 72.7%		2nd Half: 9-14 64.3%		Game: 68.0%		3						

Attendance: 21,655; Halftime: Tennessee 37, Stanford 29; Officials: Dee Kantner, Eric Brewton, Denise Brooks; Semifinals: Stanford 82, Connecticut 73; Tennessee 47, LSU 46





**SEC HISTORY**



2016 FINAL SEC TEAM STATISTICS

STANDINGS

TEAM	SEC	PCT.	ALL	PCT.
South Carolina	16-0	1.000	33-2	.943
Mississippi State	11-5	.688	28-8	.778
Texas A&M	11-5	.688	22-10	.688
Kentucky	10-6	.625	25-8	.758
Florida	10-6	.625	22-9	.710
Georgia	9-7	.563	21-10	.677
Missouri	8-8	.500	22-10	.688
<b>Tennessee</b>	<b>8-8</b>	<b>.500</b>	<b>22-14</b>	<b>.611</b>
Auburn	8-8	.500	20-13	.606
Arkansas	7-9	.438	12-18	.400
Vanderbilt	5-11	.313	18-14	.563
Alabama	4-12	.250	15-16	.484
LSU	3-13	.188	10-21	.323
Ole Miss	2-14	.125	10-20	.333

SCORING OFFENSE

TEAM	G	RECORD	PTS	AVG/G
1. Florida	31	22-9	2398	77.4
2. Kentucky	33	25-8	2465	74.7
3. South Carolina	35	33-2	2575	73.6
4. Texas A&M	32	22-10	2254	70.4
5. Mississippi State	36	28-8	2490	69.2
6. Missouri	32	22-10	2175	68.0
<b>7. Tennessee</b>	<b>36</b>	<b>22-14</b>	<b>2362</b>	<b>65.6</b>
8. Ole Miss	30	10-20	1941	64.7
9. Georgia	31	21-10	1981	63.9
10. Alabama	31	15-16	1975	63.7
11. Vanderbilt	32	18-14	2000	62.5
12. Auburn	33	20-13	2048	62.1
13. Arkansas	30	12-18	1804	60.1
14. LSU	31	10-21	1688	54.5

SCORING DEFENSE

TEAM	G	PTS	AVG/G
1. Georgia	31	1677	54.1
2. South Carolina	35	1948	55.7
3. Mississippi State	36	2012	55.9
4. Vanderbilt	32	1804	56.4
5. Alabama	31	1804	58.2
6. Missouri	32	1869	58.4
<b>7. Tennessee</b>	<b>36</b>	<b>2125</b>	<b>59.0</b>
8. LSU	31	1843	59.5
9. Auburn	33	1975	59.8
10. Kentucky	33	2000	60.6
11. Texas A&M	32	1969	61.5
12. Arkansas	30	1891	63.0
13. Ole Miss	30	1938	64.6
14. Florida	31	2140	69.0

SCORING MARGIN

TEAM	G	OFF	DEF	MARGIN
1. South Carolina	35	73.6	55.7	+17.9
2. Kentucky	33	74.7	60.6	+14.1
3. Mississippi State	36	69.2	55.9	+13.3
4. Georgia	31	63.9	54.1	+9.8
5. Missouri	32	68.0	58.4	+9.6
6. Texas A&M	32	70.4	61.5	+8.9
7. Florida	31	77.4	69.0	+8.3
<b>8. Tennessee</b>	<b>36</b>	<b>65.6</b>	<b>59.0</b>	<b>+6.6</b>
9. Vanderbilt	32	62.5	56.4	+6.1
10. Alabama	31	63.7	58.2	+5.5
11. Auburn	33	62.1	59.8	+2.2
12. Ole Miss	30	64.7	64.6	+0.1
13. Arkansas	30	60.1	63.0	-2.9
14. LSU	31	54.5	59.5	-5.0

FIELD GOAL PCT.

TEAM	G	FG	FGA	PCT
1. Vanderbilt	32	730	1589	.459
2. South Carolina	35	915	2008	.456
3. Kentucky	33	934	2055	.455
4. Texas A&M	32	872	1976	.441
5. Missouri	32	756	1744	.433
6. Florida	31	879	2046	.430

7. Auburn	33	794	1929	.412
<b>8. Tennessee</b>	<b>36</b>	<b>896</b>	<b>2197</b>	<b>.408</b>
9. Georgia	31	747	1852	.403
10. Mississippi State	36	906	2284	.397
11. Alabama	31	697	1770	.394
12. LSU	31	638	1658	.385
13. Arkansas	30	676	1850	.365
14. Ole Miss	30	713	2047	.348

FIELD GOAL PCT. DEFENSE

TEAM	G	FG	FGA	PCT
1. South Carolina	35	720	2072	.347
2. Georgia	31	595	1702	.350
3. Alabama	31	652	1798	.363
4. Missouri	32	659	1803	.366
<b>5. Tennessee</b>	<b>36</b>	<b>772</b>	<b>2092</b>	<b>.369</b>
6. Kentucky	33	743	1995	.372
7. Texas A&M	32	739	1957	.378
8. Mississippi State	36	712	1875	.380
9. Arkansas	30	684	1754	.390
10. Auburn	33	694	1776	.391
11. Vanderbilt	32	654	1630	.401
12. Florida	31	783	1912	.410
13. LSU	31	660	1590	.415
14. Ole Miss	30	685	1613	.425

3-POINT FG PCT.

TEAM	G	3FG	3FGA	PCT
1. Vanderbilt	32	174	471	.369
2. Kentucky	33	154	433	.356
3. Missouri	32	223	691	.323
4. South Carolina	35	190	591	.321
5. Georgia	31	173	541	.320
6. Florida	31	181	584	.310
7. Mississippi State	36	173	579	.299
8. Texas A&M	32	75	255	.294
9. LSU	31	51	181	.282
10. Ole Miss	30	193	693	.279
11. Alabama	31	151	543	.278
12. Auburn	33	134	504	.266
13. Arkansas	30	111	424	.262
<b>14. Tennessee</b>	<b>36</b>	<b>131</b>	<b>516</b>	<b>.254</b>

FREE THROW PCT.

TEAM	G	FT	FTA	PCT
1. Missouri	32	440	577	.763
2. Mississippi State	36	505	694	.728
3. Vanderbilt	32	366	514	.712
<b>4. Tennessee</b>	<b>36</b>	<b>439</b>	<b>619</b>	<b>.709</b>
5. Texas A&M	32	435	615	.707
6. Kentucky	33	443	627	.707
7. Alabama	31	430	615	.699
8. Arkansas	30	341	505	.675
9. Florida	31	459	686	.669
10. South Carolina	35	555	834	.665
11. LSU	31	361	549	.658
12. Georgia	31	314	485	.647
13. Auburn	33	326	527	.619
14. Ole Miss	30	322	527	.611

REBOUNDING MARGIN

TEAM	G	TEAM AVG	OPP AVG	AVG MAR		
1. South Carolina	35	1429	40.8	1161	33.2	+7.7
2. Missouri	32	1241	38.8	1017	31.8	+7.0
3. Kentucky	33	1321	40.0	1138	34.5	+5.5
<b>4. Tennessee</b>	<b>36</b>	<b>1481</b>	<b>41.1</b>	<b>1289</b>	<b>35.8</b>	<b>+5.3</b>
5. Mississippi St.	36	1434	39.8	1251	34.8	+5.1
6. Georgia	31	1257	40.5	1114	35.9	+4.6
7. Vanderbilt	32	1044	32.6	905	28.3	+4.3
8. Texas A&M	32	1286	40.2	1177	36.8	+3.4
9. Florida	31	1304	42.1	1211	39.1	+3.0
10. Arkansas	30	1183	39.4	1146	38.2	+1.2
11. LSU	31	1068	34.5	1050	33.9	+0.6
12. Auburn	33	1164	35.3	1175	35.6	-0.3
13. Alabama	31	1157	37.3	1206	38.9	-1.6
14. Ole Miss	30	1166	38.9	1281	42.7	-3.8



# 2016 FINAL SEC TEAM STATISTICS

## BLOCKED SHOTS

	TEAM	G	NO	AVG/G
1.	South Carolina	35	187	5.34
2.	Alabama	31	147	4.74
3.	Florida	31	141	4.55
4.	Mississippi State	36	163	4.53
<b>5.</b>	<b>Tennessee</b>	<b>36</b>	<b>150</b>	<b>4.17</b>
6.	Texas A&M	32	128	4.00
7.	Kentucky	33	131	3.97
8.	Georgia	31	119	3.84
9.	Missouri	32	112	3.50
10.	Ole Miss	30	96	3.20
11.	Arkansas	30	91	3.03
12.	Auburn	33	97	2.94
13.	LSU	31	71	2.29
14.	Vanderbilt	32	62	1.94

## ASSISTS

	TEAM	G	NO	AVG/G
1.	Georgia	31	484	15.61
2.	Missouri	32	498	15.56
3.	Florida	31	463	14.94
4.	Texas A&M	32	470	14.69
5.	South Carolina	35	513	14.66
6.	Kentucky	33	475	14.39

7.	Vanderbilt	32	434	13.56
<b>8.</b>	<b>Tennessee</b>	<b>36</b>	<b>485</b>	<b>13.47</b>
9.	Mississippi State	36	479	13.31
10.	Auburn	33	437	13.24
11.	Ole Miss	30	364	12.13
12.	Arkansas	30	343	11.43
13.	LSU	31	346	11.16
14.	Alabama	31	335	10.81

## STEALS

	TEAM	G	NO	AVG/G
1.	Florida	31	385	12.42
2.	Auburn	33	370	11.21
3.	Ole Miss	30	326	10.87
4.	Alabama	31	298	9.61
5.	South Carolina	35	314	8.97
6.	Texas A&M	32	275	8.59
<b>7.</b>	<b>Tennessee</b>	<b>36</b>	<b>300</b>	<b>8.33</b>
8.	LSU	31	257	8.29
9.	Georgia	31	247	7.97
10.	Mississippi State	36	280	7.78
11.	Missouri	32	233	7.28
12.	Vanderbilt	32	231	7.22
13.	Arkansas	30	209	6.97
14.	Kentucky	33	222	6.73

# 2016 FINAL SEC INDIVIDUAL STATISTICS

## POINTS

PLAYER-TEAM	YR	G	FG	3FG	FT	PTS	AVG/G
Courtney Walker-AM	SR	32	221	5	143	590	18.4
Victoria Vivians-MS	SO	36	233	79	71	616	17.1
Makayla Epps-UK	JR	32	207	26	106	546	17.1
Jessica Jackson-AR	JR	29	170	48	89	477	16.4
A'Ja Wilson-SC	SO	33	205	0	120	530	16.1
Shandricka Sessom-UM	SO	30	187	50	44	468	15.6
Tiffany Mitchell-SC	SR	35	168	61	124	521	14.9
Tiaria Griffin-UG	SR	30	152	76	61	441	14.7
<b>Diamond DeShields-UT</b>	<b>SO</b>	<b>36</b>	<b>195</b>	<b>36</b>	<b>88</b>	<b>514</b>	<b>14.3</b>
Brandy Montgomery-AUJR	SR	33	177	54	55	463	14.0

## REBOUNDS

PLAYER-TEAM	YR	G	OFF	DEF	TOT	AVG/G
Alaina Coates-SC	JR	35	107	253	360	10.3
Evelyn Akhator-UK	JR	33	121	185	306	9.3
Shacobia Barbee-UG	SR	27	77	170	247	9.1
A'Ja Wilson-SC	SO	33	88	199	287	8.7
<b>Mercedes Russell-UT</b>	<b>SO</b>	<b>36</b>	<b>104</b>	<b>195</b>	<b>299</b>	<b>8.3</b>
<b>Bashaara Graves-UT</b>	<b>SR</b>	<b>33</b>	<b>109</b>	<b>164</b>	<b>273</b>	<b>8.3</b>
Alexis Hyder-LS	JR	31	122	122	244	7.9
Ronni Williams-UF	JR	30	76	159	235	7.8
Jordan Frericks-MO	JR	32	87	160	247	7.7
Melissa Wolff-AR	SR	30	88	140	228	7.6

## FIELD GOAL PCT. (min 5.0 FGM per game)

PLAYER-TEAM	YR	G	FG	FGA	PCT
A'Ja Wilson-SC	SO	33	205	386	.531
Courtney Walker-AM	SR	32	221	458	.483
Makayla Epps-UK	JR	32	207	438	.473
Jessica Jackson-AR	JR	29	170	418	.407
Courtney Williams-AM	SR	27	141	356	.396
<b>Diamond DeShields-UT</b>	<b>SO</b>	<b>36</b>	<b>195</b>	<b>499</b>	<b>.391</b>
Tiaria Griffin-UG	SR	30	152	389	.391
Victoria Vivians-MS	SO	36	233	610	.382
Shandricka Sessom-UM	SO	30	187	502	.373
Brandy Montgomery-AU	JR	33	177	488	.363

## 3-POINT FG PCT. (min 2.0 3FGM per game)

PLAYER-TEAM	YR	G	3FG	3FGA	PCT
Hannah Cook-UA	SO	31	70	192	.365
Tiaria Griffin-UG	SR	30	76	221	.344
Victoria Vivians-MS	SO	36	79	256	.309

## FREE THROW PCT.

PLAYER-TEAM	YR	G	FT	FTA	PCT
Courtney Walker-AM	SR	32	143	167	.856
Morgan William-MS	SO	36	141	167	.844
Sophie Cunningham-MO	FR	32	113	136	.831
Tiffany Mitchell-SC	SR	35	124	152	.816
Cierra Porter-MO	FR	31	78	100	.780
Karyla Middlebrook-UA	SO	31	78	104	.750
<b>Bashaara Graves-UT</b>	<b>SR</b>	<b>33</b>	<b>84</b>	<b>114</b>	<b>.737</b>
Jessica Jackson-AR	JR	29	89	121	.736
Makayla Epps-UK	JR	32	106	146	.726
A'Ja Wilson-SC	SO	33	120	166	.723

## ASSISTS

PLAYER-TEAM	YR	G	ASSISTS	AVG/G
Jordan Jones-AM	SR	30	182	6.07
Morgan William-MS	SO	36	176	4.89
Janee Thompson-UK	SR	33	157	4.76
Marjorie Butler-UG	SR	31	141	4.55
Makayla Epps-UK	JR	32	143	4.47
Shacobia Barbee-UG	SR	27	116	4.30
Minta Spears-VU	JR	32	127	3.97
Eleanna Christinaki-UF	FR	31	106	3.42
Lindsey Cunningham-MO	JR	32	106	3.31
Katie Frerking-AU	JR	33	102	3.09

## STEALS

PLAYER-TEAM	YR	G	STEALS	AVG/G
Katie Frerking-AU	JR	33	81	2.45
Shacobia Barbee-UG	SR	27	63	2.33
Simone Westbrook-UF	JR	31	70	2.26
Erika Sisk-UM	JR	30	66	2.20
Khadijah Sessions-SC	SR	35	70	2.00
Akilah Bethel-LS	SR	30	55	1.83
Tiffany Mitchell-SC	SR	35	63	1.80
Jordan Jones-AM	SR	30	54	1.80
Brandy Montgomery-AU	JR	33	59	1.79
Hannah Cook-UA	SO	31	54	1.74

## BLOCKED SHOTS

PLAYER-TEAM	YR	G	BLOCKS	AVG/G
A'Ja Wilson-SC	SO	33	103	3.12
<b>Mercedes Russell-UT</b>	<b>SO</b>	<b>36</b>	<b>66</b>	<b>1.83</b>
Caliya Robinson-UG	FR	28	48	1.71
Tyshara Fleming-UF	JR	31	45	1.45
Rachel Mitchell-AM	SR	32	45	1.41

GENERAL

STAFF

PLAYERS

REVIEW

HISTORY

FACILITIES

NCAA

SEC

RECORDS

MEDIA INFO





# TENNESSEE AT THE TOP OF THE SEC (35 TITLES)

## 18 REGULAR SEASON & 17 TOURNAMENT CHAMPIONSHIPS

Year	Champion	SEC	Overall	Coach	Tournament Champion (Site)	Coach
1980 <sup>^</sup>	TENNESSEE		33-5	Pat Head	TENNESSEE (Knoxville, Tenn.)	Pat Head
1981	Auburn		26-7	Joe Ciampi	Auburn (Baton Rouge, La.)	Joe Ciampi
1982	Kentucky		24-8	Terry Hall	Kentucky (Lexington, Ky.)	Terry Hall
1983	Georgia	4-4	27-7	Andy Landers	Georgia (Athens, Ga.)	Andy Landers
1984	Georgia	7-1	30-3	Andy Landers	Georgia (Athens, Ga.)	Andy Landers
1985 <sup>^</sup>	TENNESSEE	4-4	22-10	Pat Summitt	TENNESSEE (Oxford, Miss.)	Pat Summitt
1986	Georgia	9-0	30-2	Andy Landers	Georgia (Athens, Ga.)	Andy Landers
1987	Auburn	8-1	31-2	Joe Ciampi	Auburn (Albany, Ga.)	Joe Ciampi
1988	Auburn	9-0	32-3	Joe Ciampi	TENNESSEE (Albany, Ga.)	Pat Summitt
1989	Auburn	9-0	32-2	Joe Ciampi	TENNESSEE (Albany, Ga.)	Pat Summitt
1990	TENNESSEE	8-1	27-6	Pat Summitt	Auburn (Albany, Ga.)	Joe Ciampi
1991	Georgia	9-0	28-4	Andy Landers	LSU (Albany, Ga.)	Sue Gunter
1992	Mississippi	11-0	29-3	Van Chancellor	TENNESSEE (Albany, Ga.)	Pat Summitt
1993	TENNESSEE	11-0	29-3	Pat Summitt	Vanderbilt (Chattanooga, Tenn.)	Jim Foster
1994 <sup>^</sup>	TENNESSEE	11-0	31-2	Pat Summitt	TENNESSEE (Chattanooga, Tenn.)	Pat Summitt
1995	TENNESSEE	11-0	34-3	Pat Summitt	Vanderbilt (Chattanooga, Tenn.)	Jim Foster
1996	Georgia	10-1	28-5	Andy Landers	TENNESSEE (Chattanooga, Tenn.)	Pat Summitt
1997	Georgia	11-1	25-6	Andy Landers	Auburn (Chattanooga, Tenn.)	Joe Ciampi
1998 <sup>^</sup>	TENNESSEE	14-0	39-0	Pat Summitt	TENNESSEE (Columbus, Ga.)	Pat Summitt
1999 <sup>^</sup>	TENNESSEE	13-1	31-3	Pat Summitt	TENNESSEE (Chattanooga, Tenn.)	Pat Summitt
2000 <sup>^</sup>	*TENNESSEE	13-1	33-4	Pat Summitt	TENNESSEE (Chattanooga, Tenn.)	Pat Summitt
	*Georgia	13-1	32-4	Andy Landers		
2001	TENNESSEE	14-0	31-3	Pat Summitt	Georgia (Memphis, Tenn.)	Andy Landers
2002	TENNESSEE	13-1	29-5	Pat Summitt	Vanderbilt (Nashville, Tenn.)	Jim Foster
2003	TENNESSEE	14-0	33-5	Pat Summitt	LSU (North Little Rock, Ark.)	Sue Gunter
2004	TENNESSEE	14-0	31-4	Pat Summitt	Vanderbilt (Nashville, Tenn.)	Melanie Balcomb
2005	LSU	14-0	33-3	Pokey Chatman	TENNESSEE (Greenville, S.C.)	Pat Summitt
2006	LSU	13-1	31-4	Pokey Chatman	TENNESSEE (North Little Rock, Ark.)	Pat Summitt
2007	TENNESSEE	14-0	34-3	Pat Summitt	Vanderbilt (Duluth, Ga.)	Melanie Balcomb
2008	LSU	14-0	31-6	Van Chancellor	TENNESSEE (Nashville, Tenn.)	Pat Summitt
2009	Auburn	12-2	30-4	Nell Fortner	Vanderbilt (North Little Rock, Ark.)	Melanie Balcomb
2010 <sup>^</sup>	TENNESSEE	15-1	32-3	Pat Summitt	TENNESSEE (Duluth, Ga.)	Pat Summitt
2011 <sup>^</sup>	TENNESSEE	16-0	34-3	Pat Summitt	TENNESSEE (Nashville, Tenn.)	Pat Summitt
2012	Kentucky	13-3	28-7	Matthew Mitchell	TENNESSEE (Nashville, Tenn.)	Pat Summitt
2013	TENNESSEE	14-2	27-8	Holly Warlick	Texas A&M (Duluth, Ga.)	Gary Blair
2014	South Carolina	14-2	29-5	Dawn Staley	TENNESSEE (Duluth, Ga.)	Holly Warlick
2015	*South Carolina	15-1	34-3	Dawn Staley	South Carolina (Little Rock, Ark.)	Dawn Staley
	*TENNESSEE	15-1	30-6	Holly Warlick		
2016	South Carolina	16-0	33-2	Dawn Staley	South Carolina (Jacksonville, Fla.)	Dawn Staley

\* tied for regular season championship ^ Swept SEC regular season and tournament titles (eight times)

### SEC TOURNAMENT RECORDS

(1980-2016)

Team	Years Won	Lost	Pct.	Titles
TENNESSEE	37	77	20	.793 17
Texas A&M	4	5	3	.625 1
Vanderbilt	37	48	31	.608 6
Georgia	37	46	33	.582 4
Auburn	37	37	35	.514 4
LSU	37	35	36	.493 2
Kentucky	37	33	37	.470 1
Ole Miss	36 <sup>*</sup>	26	36	.419 0
Alabama	37	25	37	.403 0
South Carolina	25	14	23	.378 2
Florida	36 <sup>*</sup>	19	36	.345 0
Mississippi State	37	17	37	.315 0
Arkansas	25	11	25	.306 0
Missouri	4	0	4	.000 0

### ALL-TIME RECORDS

(According to Schools' Media Guides)

Team	Years	Won	Lost	Pct.
TENNESSEE	70	1299	300	.812
Georgia	42	920	394	.700
LSU	40	867	428	.669
Auburn	45	882	440	.667
Vanderbilt	38	811	413	.663
Ole Miss	41	794	493	.617
Arkansas	40	722	467	.607
South Carolina	42	768	505	.603
Kentucky	42	761	504	.602
Missouri	40	716	535	.572
Florida	41	706	536	.568
Texas A&M	41	735	559	.568
Alabama	41	700	549	.560
Mississippi State	41	619	604	.506

### ALL-TIME SEC STANDINGS

(Regular-Season Games Only, 1983-2016)

Team	Years Won	Lost	Pct.	Titles
TENNESSEE	34	367	58	.864 18
Texas A&M	4	45	19	.703 0
Georgia	34	278	147	.654 7
LSU	34	250	175	.588 3
Vanderbilt	34	236	189	.556 0
Auburn	34	215	210	.506 5
Kentucky	34	188	237	.442 2
Florida	34	186	239	.438 0
South Carolina	25	147	200	.423 3
Missouri	4	27	37	.422 0
Ole Miss	34	175	250	.412 1
Arkansas	25	130	217	.375 0
Alabama	34	147	278	.346 0
Mississippi State	34	144	281	.339 0

## SERIES RECORDS /// THROUGH 2015-16 SEASON

	ALA	ARK	AUB	UF	UGA	UK	LSU	MISS	MSU	MIZ	USC	UT	TAMU	VU
ALA		14-20	36-48	29-27	11-37	17-26	18-38	22-34	36-19	3-4	15-22	3-49	0-5	12-33
ARK	20-14		14-21	9-25	5-30	13-20	16-29	16-25	18-17	11-6	17-15	3-28	21-7	7-23
AUB	48-36	20-14		35-21	18-27	26-20	30-21	33-24	35-19	4-4	21-20	10-41	0-8	19-28
UF	27-29	25-9	21-34		15-53	25-28	13-27	20-15	25-20	0-5	20-15	4-48	1-4	22-32
UGA	37-11	30-5	27-18	53-15		36-16	24-20	32-12	28-15	6-3	33-11	15-50	1-5	35-27
UK	26-17	20-13	20-26	28-25	16-36		14-32	16-22	26-17	5-1	33-25	11-53	4-2	23-28
LSU	38-18	29-16	21-30	26-14	20-24	32-14		32-22	47-7	6-3	22-10	14-47	10-10	19-25
MISS	34-22	25-16	24-33	15-20	12-32	22-16	22-32		63-28	1-5	18-19	7-44	1-6	16-31
MSU	19-36	17-18	19-35	20-25	15-28	17-26	7-47	28-63		5-2	16-17	2-36	1-3	18-36
MIZ	4-3	6-11	4-4	5-0	3-6	1-5	3-6	3-3	1-5		1-4	1-7	8-16	3-2
USC	22-15	15-17	20-21	15-20	11-33	25-33	10-22	20-17	17-16	4-1		5-45	3-3	13-21
UT	49-3	28-3	41-10	48-4	50-15	53-11	47-14	44-7	36-2	7-1	47-6		7-2	67-9
TAMU	5-0	7-21	8-0	4-1	5-1	2-4	10-10	6-1	4-1	16-8	3-3	2-7		3-4
VU	33-12	23-7	28-19	33-22	27-35	28-23	25-19	31-16	36-18	3-2	21-13	9-66	4-3	



# TENNESSEE'S SEC TOURNAMENT HISTORY

**1980 SEC TOURNAMENT** KNOXVILLE, TENNESSEE  
 SECOND ROUND: Tennessee def. Florida, 118-44 (2-8-80)  
 SEMIFINALS: Tennessee def. Auburn, 72-61 (2-9-80)  
 FINALS: **Tennessee def. Mississippi, 85-71 (2-10-80)**

**1981 SEC TOURNAMENT** BATON ROUGE, LOUISIANA  
 SECOND ROUND: Alabama def. Tennessee, 77-71 (1-30-81)

**1982 SEC TOURNAMENT** LEXINGTON, KENTUCKY  
 SECOND ROUND: Tennessee def. Vanderbilt, 80-75 (2-26-82)  
 SEMIFINALS: Tennessee def. Georgia, 55-44 (2-27-82)  
 FINALS: Kentucky def. Tennessee, 80-74 (2-28-82)

**1983 SEC TOURNAMENT** KNOXVILLE, TENNESSEE  
 SECOND ROUND: Tennessee def. Alabama, 91-73 (3-4-83)  
 SEMIFINALS: Georgia def. Tennessee, 71-65 (3-5-83)  
 CONSO-FINALS: Tennessee def. Auburn, 83-75 (3-6-83)

**1984 SEC TOURNAMENT** ATHENS, GEORGIA  
 SECOND ROUND: Alabama def. Tennessee, 85-66 (3-3-84)

**1985 SEC TOURNAMENT** OXFORD, MISSISSIPPI  
 SECOND ROUND: Tennessee def. Louisiana State, 85-78 (2-27-85)  
 SEMIFINALS: Tennessee def. Ole Miss, 79-71 (3-3-85)  
 FINALS: **Tennessee def. Auburn, 63-60 (3-4-85)**

**1986 SEC TOURNAMENT** ATHENS, GEORGIA  
 SECOND ROUND: Mississippi def. Tennessee, 83-78 (2-28-86)

**1987 SEC TOURNAMENT** ALBANY, GEORGIA  
 SECOND ROUND: Tennessee def. Louisiana State, 64-63 (3-5-87)  
 SEMIFINALS: Auburn def. Tennessee, 102-96 (3-6-87)

**1988 SEC TOURNAMENT** ALBANY, GEORGIA  
 SECOND ROUND: Tennessee def. Kentucky, 100-66 (3-5-88)  
 SEMIFINALS: Tennessee def. Georgia, 82-76 (3-6-88)  
 FINALS: **Tennessee def. Auburn, 73-70 (3-7-88)**

**1989 SEC TOURNAMENT** ALBANY, GEORGIA  
 SECOND ROUND: Tennessee def. Alabama, 89-61 (3-4-89)  
 SEMIFINALS: Tennessee def. Mississippi, 82-60 (3-5-89)  
 FINALS: **Tennessee def. Auburn, 66-51 (3-6-89)**

**1990 SEC TOURNAMENT** ALBANY, GEORGIA  
 SECOND ROUND: Tennessee def. Florida, 81-56 (3-3-90)  
 SEMIFINALS: Tennessee def. Georgia, 73-54 (3-4-90)  
 FINALS: Auburn def. Tennessee, 78-77 (3-5-90)

**1991 SEC TOURNAMENT** ALBANY, GEORGIA  
 SECOND ROUND: Tennessee def. Vanderbilt, 62-60 (3-2-91)  
 SEMIFINALS: Tennessee def. Auburn, 70-62 (3-3-91)  
 FINALS: Louisiana State def. Tennessee, 80-75 (3-4-91)

**1992 SEC TOURNAMENT** ALBANY, GEORGIA  
 SECOND ROUND: Tennessee def. Louisiana State, 70-65 (3-7-92)  
 SEMIFINALS: Tennessee def. Kentucky, 90-84 (3-8-92)  
 FINALS: **Tennessee def. Georgia, 73-66 (3-9-92)**

**1993 SEC TOURNAMENT** CHATTANOOGA, TENNESSEE  
 SECOND ROUND: Georgia def. Tennessee, 73-72 (3-6-93)

**1994 SEC TOURNAMENT** CHATTANOOGA, TENNESSEE  
 SECOND ROUND: Tennessee def. Georgia, 86-72 (3-5-94)  
 SEMIFINALS: Tennessee def. Alabama, 72-56 (3-6-94)  
 FINALS: **Tennessee def. Vanderbilt, 82-57 (3-7-94)**

**1995 SEC TOURNAMENT** CHATTANOOGA, TENNESSEE  
 SECOND ROUND: Tennessee def. Kentucky, 74-62 (3-4-95)  
 SEMIFINALS: Tennessee def. Alabama, 84-70 (3-5-95)  
 FINALS: Vanderbilt def. Tennessee, 67-61 (3-6-95)

**1996 SEC TOURNAMENT** CHATTANOOGA, TENNESSEE  
 SECOND ROUND: Tennessee def. Mississippi, 73-51 (3-2-96)  
 SEMIFINALS: Tennessee def. Florida, 74-63 (3-3-96)  
 FINALS: **Tennessee def. Alabama, 64-60 (3-4-96)**

**1997 SEC TOURNAMENT** CHATTANOOGA, TENNESSEE  
 FIRST ROUND: Tennessee def. South Carolina, 75-48 (2-28-97)  
 SECOND ROUND: Tennessee def. LSU, 100-99 (OT) (3-1-97)  
 SEMIFINALS: Auburn def. Tennessee, 61-59 (3-2-97)

**1998 SEC TOURNAMENT** COLUMBUS, GEORGIA  
 SECOND ROUND: Tennessee def. Mississippi State, 88-60 (2-27-98)  
 SEMIFINALS: Tennessee def. Vanderbilt, 106-45 (2-28-98)  
 FINALS: **Tennessee def. Alabama, 67-63 (3-1-98)**

**1999 SEC TOURNAMENT** CHATTANOOGA, TENNESSEE  
 SECOND ROUND: Tennessee def. Florida, 92-80 (2-26-99)  
 SEMIFINALS: Tennessee def. Alabama, 80-69 (2-27-99)  
 FINALS: **Tennessee def. Georgia, 85-69 (2-28-99)**

**2000 SEC TOURNAMENT** CHATTANOOGA, TENNESSEE  
 SECOND ROUND: Tennessee def. Florida, 91-79 (3-3-00)  
 SEMIFINALS: Tennessee def. Vanderbilt, 61-53 (3-4-00)  
 FINALS: **Tennessee def. Mississippi State, 70-67 (3-5-00)**

**2001 SEC TOURNAMENT** MEMPHIS, TENNESSEE  
 SECOND ROUND: Tennessee def. Alabama, 82-52 (3-2-01)  
 SEMIFINALS: Vanderbilt def. Tennessee, 77-74 (3-3-01)

**2002 SEC TOURNAMENT** NASHVILLE, TENNESSEE  
 SECOND ROUND: Tennessee def. Georgia, 81-67 (3-1-02)  
 SEMIFINALS: Louisiana State def. Tennessee, 81-80 (3-2-02)

**2003 SEC TOURNAMENT** NORTH LITTLE ROCK, ARKANSAS  
 SECOND ROUND: Tennessee def. Auburn, 66-51 (3-7-03)  
 SEMIFINALS: Tennessee def. Mississippi State, 76-75 (3-8-03)  
 FINALS: Louisiana State def. Tennessee, 78-62 (3-9-03)

**2004 SEC TOURNAMENT** NASHVILLE, TENNESSEE  
 SECOND ROUND: Tennessee def. Mississippi State, 67-57 (3-5-04)  
 SEMIFINALS: Georgia def. Tennessee, 68-66 (OT) (3-6-04)

**2005 SEC TOURNAMENT** GREENVILLE, SOUTH CAROLINA  
 SECOND ROUND: Tennessee def. Auburn, 64-54 (3-4-05)  
 SEMIFINALS: Tennessee def. Vanderbilt, 76-73 (3-5-05)  
 FINALS: **Tennessee def. LSU, 67-65 (3-6-05)**

**2006 SEC TOURNAMENT** NORTH LITTLE ROCK, ARKANSAS  
 SECOND ROUND: Tennessee def. Auburn, 77-45 (3-3-06)  
 SEMIFINALS: Tennessee def. Georgia, 89-79 (3-4-06)  
 FINALS: **Tennessee def. LSU, 63-62 (3-5-06)**

**2007 SEC TOURNAMENT** DULUTH, GEORGIA  
 SECOND ROUND: Tennessee def. South Carolina, 81-63 (3-2-07)  
 SEMIFINALS: LSU def. Tennessee, 63-54 (3-3-07)

**2008 SEC TOURNAMENT** NASHVILLE, TENNESSEE  
 SECOND ROUND: Tennessee def. Florida, 92-61 (3-7-08)  
 SEMIFINALS: Tennessee def. Vanderbilt, 63-48 (3-8-08)  
 FINALS: **Tennessee def. LSU, 61-55 (3-9-08)**

**2009 SEC TOURNAMENT** NORTH LITTLE ROCK, ARKANSAS  
 FIRST ROUND: Tennessee def. Alabama, 68-49 (3-5-09)  
 SECOND ROUND: Tennessee def. Florida, 71-67 (3-6-09)  
 SEMIFINALS: Auburn def. Tennessee, 78-58 (3-7-09)

**2010 SEC TOURNAMENT** DULUTH, GEORGIA  
 SECOND ROUND: Tennessee def. Mississippi, 76-51 (3-5-10)  
 SEMIFINALS: Tennessee def. Vanderbilt, 68-49 (3-6-10)  
 FINALS: **Tennessee def. Kentucky, 70-62 (3-7-10)**

**2011 SEC TOURNAMENT** NASHVILLE, TENNESSEE  
 SECOND ROUND: Tennessee def. Florida 92-75 (3-4-11)  
 SEMIFINALS: Tennessee def. Georgia 82-58 (3-5-11)  
 FINALS: **Tennessee def. Kentucky 90-65 (3-6-11)**

**2012 SEC TOURNAMENT** NASHVILLE, TENNESSEE  
 SECOND ROUND: Tennessee def. Vanderbilt 68-57 (3-2-12)  
 SEMIFINALS: Tennessee def. South Carolina 74-58 (3-3-12)  
 FINALS: **Tennessee def. LSU 70-58 (3-4-12)**

**2013 SEC TOURNAMENT** DULUTH, GEORGIA  
 SECOND ROUND: Tennessee def. Florida 82-73 (3-8-13)  
 SEMIFINALS: Texas A&M def. Tennessee 66-62 (3-9-13)

**2014 SEC TOURNAMENT** DULUTH, GEORGIA  
 SECOND ROUND: Tennessee def. LSU 77-65 (3-7-14)  
 SEMIFINALS: Tennessee def. Texas A&M 86-77 (3-8-14)  
 FINALS: **Tennessee def. Kentucky 71-70 (3-9-14)**

**2015 SEC TOURNAMENT** LITTLE ROCK, ARKANSAS  
 SECOND ROUND: Tennessee def. Georgia 75-41 (3-6-15)  
 SEMIFINALS: Tennessee def. Kentucky 75-64 (3-7-15)  
 FINALS: South Carolina def. Tennessee 62-46 (3-8-15)

**2016 SEC TOURNAMENT** JACKSONVILLE, FLORIDA  
 SECOND ROUND: Tennessee def. Arkansas 68-51 (3-3-16)  
 QUARTERFINALS: Tennessee def. Texas A&M 70-60 (3-4-16)  
 SEMIFINALS: Mississippi State def. Tennessee 58-48 (3-5-16)

GENERAL

STAFF

PLAYERS

REVIEW

HISTORY

FACILITIES

NCAA

SEC

RECORDS

MEDIA INFO





# LADY VOL CONFERENCE RECOGNITION

## SEC PLAYER OF THE YEAR

1989 (C)	Bridgette Gordon
1992 (C)	Dena Head
1994 (C), '95 (C)	Nikki McCray
1998 (C), '99 (C)	Chamique Holdsclaw
2007 (C)	Candace Parker
2011 (C-Co & AP)	Shekinna Stricklen
2013 (C-Co), '14 (AP)	Meighan Simmons

## SEC FRESHMAN OF THE YEAR

1986	Bridgette Gordon
1989	Dena Head
1996	Chamique Holdsclaw
1998	Tamika Catchings
2006	Candace Parker
2008	Angie Bjorklund
2011	Meighan Simmons
2013	Bashaara Graves

## SEC FEMALE ATHLETE OF THE YEAR

1989	Bridgette Gordon
1991	Daedra Charles
1998, '99	Chamique Holdsclaw
2008	Candace Parker

## SEC ALL-FRESHMAN TEAM

1986	Bridgette Gordon
1987	Tonya Edwards
1988	Kris Durham
1989	Dena Head
1990	Lisa Harrison
1991	Nikki Caldwell
1991	Peggy Evans
1992	Tiffany Woosley
1992	Dana Johnson
1993	Latina Davis
1994	Pashen Thompson
1995	Tiffani Johnson
1996	Chamique Holdsclaw
1998	Semeka Randall
1998	Tamika Catchings
2000	Gwen Jackson
2000	Kara Lawson
2001	Ashley Robinson
2002	Shyra Ely
2002	Loree Moore
2003	Shanna Zolman
2004	Sidney Spencer
2005	Nicky Anosike
2005	Alexis Hornbuckle
2006	Candace Parker
2008	Angie Bjorklund
2009	Glory Johnson
2009	Shekinna Stricklen
2011	Meighan Simmons
2012	Ariel Massengale
2013	Bashaara Graves
2014	Andraya Carter
2016	Te'a Cooper

## COACHES ALL-SEC SELECTIONS

1982, '84	Mary Ostrowski
1982	Paula Towns
1983, '84	Tanya Haave
1983	Lea Henry
1985	Shelia Collins
1986, '87, '88, '89	Bridgette Gordon
1987, '88, '89	Sheila Frost
1988	Dawn Marsh (2nd)
1988, '90	Tonya Edwards ('88 2nd)
1989	Melissa McCray (2nd)
1990, '91	Daedra Charles
1990, '91, '92	Dena Head ('90 2nd)
1992	Peggy Evans
1993	Lisa Harrison
1993, '94, '95	Nikki McCray ('93 2nd)
1993, '94	Tiffany Woosley ('94 2nd)
1994, '95	Dana Johnson
1995, '96	Michelle Marciniak ('96 2nd)
1996	Latina Davis (2nd)
1996, '97, '98, '99	Chamique Holdsclaw
1997	Abby Conklin (2nd)
1998, '99, '00, '01	Tamika Catchings ('01 2nd)
1998, '99, '00, '01	Semeka Randall ('98, '00 2nd)
1999	Kellie Jolly (2nd)
2000, '01, '02, '03	Kara Lawson
2000, '01, '02	Michelle Snow ('00, '02, 2nd)
2001, '03	Gwen Jackson
2004	Tasha Butts (2nd)
2004, '05	Shyra Ely
2004, '05, '06	Shanna Zolman ('04, '05 2nd)
2006, '07, '08	Alexis Hornbuckle ('06 2nd)
2006, '07, '08	Candace Parker

2007	Sidney Spencer (2nd)
2008	Shannon Bobbitt (2nd)
2009, '10	Angie Bjorklund ('09 2nd)
2009, '10, '11, '12	Shekinna Stricklen ('09, '10 2nd)
2010	Kelley Cain
2011, '12	Glory Johnson
2011, '13, '14	Meighan Simmons ('11 2nd)
2013	Bashaara Graves
2014, '15	Isabelle Harrison
2015	Cierra Burdick

## AP ALL-SEC SELECTIONS

1999	Chamique Holdsclaw
1999, 2000	Tamika Catchings ('09 2nd)
1999, 2000	Semeka Randall ('00 2nd)
2004	Tasha Butts (3rd)
2006, '07, '08	Candace Parker ('06 2nd)
2008	Shannon Bobbitt (2nd)
2008	Alexis Hornbuckle (2nd)
2010, '11, '12	Shekinna Stricklen ('10 2nd)
2011, '13, '14	Meighan Simmons ('11 2nd)
2011, '12	Glory Johnson
2013, '16	Bashaara Graves ('13 & '16 2nd)
2014, '15	Isabelle Harrison ('15 2nd)
2015	Cierra Burdick (2nd)
2016	Diamond DeShields (2nd)

## SEC DEFENSIVE PLAYER OF THE YEAR

2012	Glory Johnson
------	---------------

## SEC ALL-DEFENSIVE TEAM

2008	Alexis Hornbuckle
2010	Kelley Cain
2011	Glory Johnson
2012	Glory Johnson

## SEC ALL-TOURNAMENT TEAM

1980	Cindy Noble
1980	Jill Rankin (MVP)
1980	Holly Warlick
1982	Mary Ostrowski
1982, '83	Tanya Haave
1985	Shelia Collins (MVP)
1985	Dawn Marsh
1987	Kathy Spinks
1988, '89	Bridgette Gordon (MVP)
1989, '90, '92	Dena Head ('92 MVP)
1989	Sheila Frost
1990, '91	Daedra Charles
1992	Peggy Evans
1994	Tiffany Woosley (MVP)
1994, '95	Nikki McCray
1996	Michelle Marciniak
1996, '97, '98, '99	Chamique Holdsclaw (MVP)
1998, '99, 2000	Tamika Catchings
1998	Semeka Randall
1999, 2000	Michelle Snow
2002, '03	Kara Lawson
2004, '05	Shyra Ely ('05 MVP)
2005	Shanna Zolman
2005	Brittany Jackson
2006, '08	Candace Parker (MVP)
2006	Sidney Spencer
2007	Alexis Hornbuckle
2008	Shannon Bobbitt
2009, '11	Angie Bjorklund
2010	Alyssia Brewer (MVP)
2010	Alicia Manning
2010, '11, 12	Shekinna Stricklen ('11 MVP)
2011, '12	Glory Johnson ('12 MVP)
2013	Taber Spani
2014	Isabelle Harrison ('14 MVP)
2014, '15	Cierra Burdick
2015	Jordan Reynolds
2016	Diamond DeShields

## SEC 6TH WOMAN OF THE YEAR

2010	Alyssia Brewer
------	----------------

## SEC COMMUNITY SERVICE TEAM

1999	Kellie Jolly
2000	Tamika Catchings
2001, '03	Kara Lawson
2002	April McDivitt
2004	Tasha Butts
2005	Tye'sha Fluker
2006	Shanna Zolman
2007	Sidney Spencer
2008	Nicky Anosike
2009	Alex Fuller
2010	Glory Johnson
2011	Angie Bjorklund
2012	Glory Johnson



# LADY VOL CONFERENCE RECOGNITION

2013 Taber Spani  
 2014, '15 Cierra Burdick  
 2016 Andraya Carter

## SEC ACADEMIC HONOR ROLL

1983, '84 Tanya Haave  
 1984, '85 Linda Ray  
 1987, '88 Jennifer Tuggle  
 1988 Lisa Webb  
 1989 Melissa McCray  
 1990, '91, '92 Debbie Hawhee  
 1990 Debbie Scott  
 1990 Tonya Edwards  
 1991, '92 Regina Clark  
 1991, '92 Jody Adams  
 1992 Peggy Evans  
 1993 Lisa Harrison  
 1994 Rochone Dilligard  
 1994 Vonda Ward  
 1994, '96 Michelle Marciniak  
 1995 Nikki McCray  
 1995, '96, '97 Abby Conklin  
 1996, '97, '98 Brynae Laxton  
 1997, '98, '99 Kellie Jolly  
 1998 Laurie Milligan  
 1998, '99, 2000 Niya Butts  
 1999, '01 Kristen "Ace" Clement  
 1999, '02 Tamika Catchings  
 2000, '01, '02 Amanda Canon  
 2000, '01, '02 Sarah Edwards  
 2001, '02 Semeka Randall  
 2001, '02, '03 Kara Lawson  
 2001, '02 Kyra Elzy  
 2001, '02 April McDivitt  
 2003 Courtney McDaniel  
 2004, '05, '06 Tye'sha Fluker  
 2004, '05, '06 Shanna Zolman

2004, '05, '06, '07 Sidney Spencer  
 2004, '07 Dominique Redding  
 2005 Shyra Ely  
 2005, '06, '07, '08 Nicky Anosike  
 2005, '06, '07, '08 Candace Parker  
 2006, '07 Alex Fuller  
 2007 Elizabeth Curry  
 2008 Shannon Bobbitt  
 2008, '09 Kelley Cain  
 2009, '10 Cait McMahan  
 2009, '11, '12 Alicia Manning  
 2009, '10, '11, '12 Briana Bass  
 2009, '10, '11, '12 Vicki Baugh  
 2008, '09, '10, '11 Angie Bjorklund  
 2008, '09, '10, '11 Sydney Smallbone  
 2009, '10, '11, '12 Glory Johnson  
 2010, '11, '12, '13 Taber Spani  
 2011 Lauren Avant  
 2012, '13, '14, '15 Cierra Burdick  
 2012, '13, '14, '15 Isabelle Harrison  
 2013, '14, '15, '16 Andraya Carter  
 2013, '14, '16 Bashaara Graves  
 2014, '15 Ariel Massengale  
 2014 Jordan Reynolds  
 2014 Mercedes Russell  
 2015 Jasmine Jones  
 2015, '16 Kortney Dunbar  
 2015, '16 Alexa Middleton  
 2015, '16 Jaime Nared  
 2016 Diamond DeShields

Sidney Spencer  
 Dominique Redding  
 Shyra Ely  
 Nicky Anosike  
 Candace Parker  
 Alex Fuller  
 Elizabeth Curry  
 Shannon Bobbitt  
 Kelley Cain  
 Cait McMahan  
 Alicia Manning  
 Briana Bass  
 Vicki Baugh  
 Angie Bjorklund  
 Sydney Smallbone  
 Glory Johnson  
 Taber Spani  
 Lauren Avant  
 Cierra Burdick  
 Isabelle Harrison  
 Andraya Carter  
 Bashaara Graves  
 Ariel Massengale  
 Jordan Reynolds  
 Mercedes Russell  
 Jasmine Jones  
 Kortney Dunbar  
 Alexa Middleton  
 Jaime Nared  
 Diamond DeShields

## TENNESSEE'S MOST DECORATED SEC PLAYERS

### Angie Bjorklund

2008 Rookie of the Year, 2008 SEC All-Freshman, 2009 Academic, 2009 All-SEC (2nd), 2009 All-Tournament, 2010 Academic, 2010 All-SEC, 2011 All-Tournament, 2011 Academic

### Tamika Catchings

1998 All-Tournament, 1998 All-SEC, 1998 Freshman of the Year; 1998 All-Freshman, 1999 All-Tournament, 1999 All-SEC, 1999 AP All-SEC, 1999 Academic, 2000 AP All-SEC, 2000 All-Tournament, 2001 All-SEC Second Team, 2002 Academic

### Daedra Charles

1990, 1991 All-Tournament, 1991 SEC Female Athlete of the Year; 1990, 1991 All-SEC

### Shyra Ely

2002 SEC All-Freshman, 2004, 2005 All-SEC & AP All-SEC, 2004, 2005 (MVP) All-Tournament, 2005 Academic

### Bridgette Gordon

1986 All-SEC, 1986 Freshman of the Year, 1986 All-Freshman, 1987 All-SEC, 1988 All-SEC, 1988 Tournament MVP, 1988 All-Tournament, 1989 Female Athlete of the Year, 1989 Player of the Year, 1989 All-SEC, 1989 Tournament MVP, 1989 All-Tournament

### Dena Head

1989 Freshman of the Year, 1989 All-Tournament, 1989 All-Freshman, 1990 All-Tournament, 1991 All-SEC, 1992 Player of the Year, 1992 All-SEC, 1992 Tournament MVP, 1992 All-Tournament

### Tanya Haave

1982 All-Tournament, 1983 All-SEC, 1983 All-Tournament, 1983 Academic, 1984 All-SEC, 1984 Academic

### Isabelle Harrison

2012, 2013, 2014, 2015 Academic All-SEC, 2014 SEC Tournament MVP, 2014 SEC All-Tournament, 2014, 2015 All-SEC (1st, 1st),

2014, 2015 AP All-SEC (1st, 2nd)

### Chamique Holdscrow

1996 All-SEC, 1996 Freshman of the Year, 1996 All-Freshman, 1996 All-Tournament; 1997 All-SEC; 1997 All-Tournament; 1998 SEC Female Athlete of the Year; 1998 Tournament MVP; 1998 All-Tournament; 1998 All-SEC, 1998 Player of the Year; 1999 SEC Female Athlete of the Year; 1999 Tournament MVP; 1999 All-Tournament; 1999 All-SEC, 1999 Player of the Year, 1999 AP All-SEC, 1999 AP SEC Player of the Year

### Dana Johnson

1992 All-Freshman, 1994 All-SEC, 1994 All-Tournament, 1995 All-SEC, 1995 All-Tournament

### Glory Johnson

2009 SEC All-Freshman; 2009, 2010, 2011, 2012 SEC Academic Honor Roll; 2011, 2012 All-SEC (1st, 1st); 2011, 2012 AP All-SEC (1st, 1st); 2011, 2012 SEC All-Defensive; 2011, 2012 SEC All-Tournament; 2012 SEC Tournament MVP; 2012 SEC Defensive Player of the Year; 2012 SEC Community Service Team

### Kara Lawson

2000 All-Freshman, 2000 All-SEC, 2000 AP All-SEC Second Team; 2001 All-SEC, 2001 AP All-SEC Second Team, 2001 Academic, 2001 SEC Good Works Team, 2002 Academic, 2002 All-SEC, 2002 AP All-SEC, 2003 SEC Good Works Team, 2003 Academic, 2003 All-Tournament, 2003 All-SEC, 2003 AP All-SEC

### Nikki McCray

1993 Second Team, 1994 Player of the Year, 1994 All-SEC, 1994 All-Tournament, 1995 Player of the Year, 1995 All-SEC, 1995 All-Tournament, 1995 Academic

### Candace Parker

2005 Academic All-Freshman; 2006, 2007, 2008 Academic; 2006, 2007, 2008 All-SEC; 2006 (2nd), 2007, 2008 AP All-SEC; 2006 SEC All-Freshman; 2006 Rookie

of the Year; 2006, 2008 All-Tournament (MVP); 2007 Player of the Year; 2007 AP SEC Player of the Year; 2008 SEC Female Athlete of the Year

### Semeka Randall

1998 All-Tournament, 1998 Second Team, 1998 All-Freshman, 1999 All SEC, 1999 AP All-SEC, 2000 All-SEC, 2000 AP Second Team, 2000 Academic All-SEC, 2001 All-SEC Second Team, 2001 Academic All-SEC, 2002 Academic All-SEC

### Meighan Simmons

2011 SEC Freshman of the Year; 2011 All-Freshman; 2011, 2013, 2014 AP All-SEC (2nd, 1st, 1st) Team; 2011, 2013, 2014 Coaches All-SEC Team (2nd, 1st, 1st); 2013 Coaches SEC Co-Player of the Year ; 2014 AP SEC Player of the Year

### Michelle Snow

1999 All-Tournament, 2000 All-SEC Second Team (Coaches), 2000 AP Honorable Mention, 2000 All-Tournament; 2001 All-SEC, 2001 AP All-SEC Second Team, 2002 All-SEC (Second Team), 2002 AP All-SEC (Second Team)

### Sidney Spencer

2004 SEC All-Freshman, 2007 All-SEC (2nd); 2007 AP All-SEC (HM), 2004, 2005, 2006, 2007 Academic, 2006 All-Tournament, 2007 SEC Good Works Team

### Shekinna Stricklen

2009 SEC All-Freshman; 2009, 2010, 2011, 2012 All-SEC (2nd, 2nd, 1st, 1st); 2010, 2011, 2012 AP All-SEC (2nd, 1st, 1st); 2010, 2011, 2012 SEC All-Tournament; 2011 SEC Tournament MVP; 2011 AP SEC Co-Player of the Year

### Shanna Zolman

2003 SEC All-Freshman, 2004, 2005, 2006 All-SEC (2nd, 2nd, 1st), 2006 AP All-SEC (2nd); 2004, 2005, 2006 Academic, 2005 All-Tournament, 2006 SEC Good Works Team

GENERAL

STAFF

PLAYERS

REVIEW

HISTORY

FACILITIES

NCAA

SEC

RECORDS

MEDIA INFO





# LADY VOL SEC TOURNAMENT RECORDS

## INDIVIDUAL RECORDS

**MOST FG:** 15, Shelia Collins, Ole Miss, 3-3-85, Semifinal, UT 79-71  
**MOST FGA:** 28, Shelia Collins, Ole Miss, 3-3-85, Semifinal, UT 79-71  
**MOST 3pt FG:** 7, Angie Bjorklund, Kentucky, 3-6-11, Championship, UT 90-65  
**MOST 3pt FGA:** 13, Angie Bjorklund, Vanderbilt, 3-6-10, Semifinal, UT 68-49  
**MOST FT:** 15, Shelia Collins, LSU, 2-27-85, First Round, UT 85-78  
**MOST FTA:** 16 (twice), most recently Glory Johnson, Florida, 3-4-11, Second Round, 3-4-11, UT 92-75  
**MOST REBOUNDS:** 18, Dana Johnson, Alabama, 3-6-94, Semifinal, UT 72-56  
**MOST POINTS:** 40, Shelia Collins, Ole Miss, 3-3-85, Semifinal, UT 79-71  
**MOST ASSISTS:** 18, Dawn Marsh, Georgia, 3-6-88, Semifinal, UT 82-76  
**MOST BLOCKS:** 7, Kelley Cain, Alabama, 3-5-09, First Round, UT 68-49  
**MOST STEALS:** 6, Tamika Catchings, Florida, 3-3-00, Second Round, UT 91-79  
**MOST MINUTES:** 43, Kellie Jolly, LSU, 3-1-97, Semifinal, UT 100-99 (OT)

## TEAM RECORDS

**MOST FG:** 45, Florida, 2-8-80, First Round, UT 118-44  
**MOST FGA:** 83, Florida, 2-8-80, First Round, UT 118-44  
**BEST FG%:** 63.1% (36-57), Ole Miss, 2-10-80, Championship, UT 85-71  
**MOST 3pt FG:** 16, Kentucky, 3-6-11, Championship, UT 90-65  
**MOST 3pt FGA:** 22, Florida, 3-7-08, Second Round, UT 92-61  
**BEST 3pt FG%:** 85.7% (6-7), Vanderbilt, 2-28-98, Semifinal, UT 106-45  
**MOST FT:** 34, Alabama, 3-6-94, Semifinal, UT 72-56  
**MOST FTA:** 44, Alabama, 3-6-94, Semifinal, UT 72-56  
**BEST FT%:** 94.4% (17-18), Vanderbilt, 3-7-94, Championship, UT 82-57

**MOST REBOUNDS:** 63, Florida, 2-8-80, First Round, UT 118-44  
**MOST FOULS:** 28, Kentucky, 3-8-92, Semifinal, UT 94-80  
**MOST POINTS:** 118, Florida, 2-8-80, First Round, UT 118-44  
**MOST ASSISTS:** 29, Kentucky, 2-28-82, Championship, Kentucky 80-74  
**MOST TURNOVERS:** 24, Georgia, 3-4-90, Semifinal, UT 73-54  
**MOST BLOCKS:** 11 (twice), Alabama, 3-5-09, First Round, UT 68-49  
**MOST STEALS:** 20, Florida, 2-8-80, First Round, UT 118-44  
**FEWEST FG:** 17, Alabama, 3-6-94, Semifinal, UT 72-56  
**FEWEST FGA:** 40, Georgia, 2-27-82, Semifinal, UT 55-44  
**LOWEST FG%:** 28.1% (18-64), Mississippi State, 3-4-05, Semifinal, MSU 58-48  
**FEWEST 3pt FG:** 0 (5 times), LSU, 3-17-14, Quarterfinal, UT 77-65  
**FEWEST 3pt FGA:** 0, Alabama, 3-4-89, Second Round, UT 89-61  
**LOWEST 3pt FG%:** 00.0% (5 times), LSU, 3-17-14, Quarterfinal, UT 77-65  
**FEWEST FT:** 6 (3x), most recently S. Carolina, 3-8-15, Final, USC 62-46  
**FEWEST FTA:** 7 (twice), most recently LSU, 3-3-07, Semifinal, LSU 63-54  
**LOWEST FT%:** 50.0% (6-12), S. Carolina, 3-8-15, Final, USC 62-46  
**FEWEST REBOUNDS:** 27, Auburn, 2-9-80, Semifinal, UT 72-61  
**FEWEST FOULS:** 8, Georgia, 3-6-15, Quarterfinal, UT 75-41  
**FEWEST POINTS:** 46, S. Carolina, 3-8-15, Final, USC 62-46  
**FEWEST ASSISTS:** 5, Alabama, 3-4-96, Championship, UT 64-60  
**FEWEST TURNOVERS:** 7, Kentucky, 3-5-88, Second Round, UT 100-66  
**FEWEST BLOCKS:** 0 (5 times)  
**FEWEST STEALS:** 2 (three times), most recently Mississippi, 3-5-10, Second Round, UT 76-51

**MOST 3pt FG:** 11, Vanderbilt, 3-5-05, Semifinal, UT 76-73  
**MOST 3pt FGA:** 24, Mississippi State, 3-5-04, Second Round, UT 67-57  
**BEST 3pt FG%:** 100% (2-2) Vanderbilt, 3-2-91, Second Round, UT 62-60  
**MOST FT:** 25, Louisiana State, 3-2-02, Semifinal, LSU, 81-80  
**MOST FTA:** 40, Auburn, 3-6-87, Semifinal, Auburn 102-96  
**BEST FT%:** 100.0% (12-12) Texas A&M, 3-4-16, Quarterfinal, UT 70-60  
**MOST REBOUNDS:** 48, Auburn, 3-7-88, Championship, UT 73-70  
**MOST FOULS:** 32, Alabama, 3-6-94, Semifinal, UT 72-56  
**MOST POINTS:** 102, Auburn, 3-6-87, Semifinal, Auburn 102-96  
**MOST ASSISTS:** 27, Kentucky, 2-28-82, Championship, Kentucky 80-74  
**MOST TURNOVERS:** 36, Alabama, 3-4-89, Second Round, UT 89-61  
**MOST BLOCKS:** 9, Auburn, 3-4-05, Second Round, UT 64-54  
**MOST STEALS:** 13 (twice), most recently South Carolina, 3-2-07, Second Round, UT 81-63  
**FEWEST FG:** 16 (twice), most recently Georgia, 3-6-15, Quarterfinal, UT 75-41  
**FEWEST FGA:** 43, Vanderbilt, 3-3-01, Semifinal, Vanderbilt 77-74  
**LOWEST FG%:** 25.9% (20-77), Florida, 2-8-80, First Round, UT 118-44  
**FEWEST 3pt FG:** 0 (4 times)  
**FEWEST 3pt FGA:** 1, Alabama, 3-4-89, Second Round, UT 89-61  
**LOWEST 3pt FG%:** 00.0% (4 times)  
**FEWEST FT:** 2, Vanderbilt, 3-5-05, Semifinal, UT 76-73

# OPPONENT SEC TOURNAMENT RECORDS

## INDIVIDUAL RECORDS

**MOST FG:** 17, Becky Jackson, Auburn, 3-6-83, Consolation, UT 83-75  
**MOST FGA:** 32, Tan White, Mississippi State, 3-5-04, Second Round, UT 67-57  
**MOST 3pt FG:** 5 (Three times), most recently Victoria Vivians, Mississippi State, 3-5-16, Semifinal, MSU 58-48  
**MOST 3pt FGA:** 12, Kaunda Williams, Alabama, 2-27-99, Semifinal, UT 80-69  
**MOST FT:** 14, Ashley McElhiney, Vanderbilt, 3-3-01, Semifinal, Vanderbilt 77-74  
**MOST FTA:** 16, Ashley McElhiney, Vanderbilt, 3-3-01, Semifinal, Vanderbilt 77-74  
**MOST REBOUNDS:** 20, Sylvia Fowles, LSU, 3-3-07, Semifinal, LSU 63-54  
**MOST POINTS:** 35, Jennifer Gillom, Mississippi, 3-1-86, Second Round, Mississippi 83-78  
**MOST ASSISTS:** 12 (twice), most recently Temeka Johnson, LSU, 3-6-05, Championship, UT 67-65  
**MOST BLOCKS:** 7 (twice), most recently by Sylvia Fowles, LSU, 3-5-06, Championship, UT 63-62  
**MOST STEALS:** 5 (five times), most recently Ebonie Crawford, Florida, 3-6-09, Second Round, UT 71-67  
**MOST MINUTES:** 43, Pietra Gray, Louisiana State, 3-1-97, Semifinal, UT 100-99

## TEAM RECORDS

**MOST FG:** 39, Auburn, 3-6-87, Semifinal, Auburn 102-96  
**MOST FGA:** 77, (3x), most recently Kentucky, 3-6-11, Championship, UT 90-65  
**BEST FG%:** 53.6% (30-56), Vanderbilt, 3-5-05, Semifinal, UT 76-73

# SEC IN THE NCAA TOURNAMENT

## NCAA APPEARANCES

SEC	219
ACC	170
Big Ten	151
Big East	140
Pac-12	123
Big 12	122
Atlantic 10	85
Sun Belt	53
C-USA	51
MVC	45

## NCAA TITLES

SEC	8
Big East	8
Pac-12	4
Big 12	3
American	3
ACC	2
Independents	1
Sun Belt	1
Big Ten	1

## NCAA TOURNAMENT WINS

SEC	395
ACC	256
Big East	232
Pac-12	178
Big Ten	173
Big 12	173
Sun Belt	66
Atlantic 10	65
Independents	32

## NCAA FINAL FOUR APPEARANCES


SEC	35
Big East	22
ACC	19
Pac-12	14
Big Ten	8
Sun Belt	8
Big 12	8
Independents	6
American	3
Colonial	1

## SEC YEAR-BY-YEAR NCAA PARTICIPATION

1982: 5	2000: 6
1983: 5	2001: 6
1984: 5	2002: 8
1985: 4	2003: 7
1986: 7	2004: 7
1987: 6	2005: 5
1988: 6	2006: 6
1989: 6	2007: 5
1990: 6	2008: 5
1991: 7	2009: 7
1992: 4	2010: 6
1993: 6	2011: 4
1994: 6	2012: 8
1995: 7	2013: 7
1996: 7	2014: 8
1997: 7	2015: 7
1998: 6	2016: 9
1999: 8	

**FEWEST FTA:** 5 (3x), most recently Georgia, 3-6-15, Quarterfinal, UT 75-41  
**LOWEST FT%:** 33.3% (2-6), Vanderbilt, 3-5-05, UT 76-73  
**FEWEST REBOUNDS:** 22 (three times), most recently Mississippi, 3-5-10, Second Round, UT 76-51  
**FEWEST FOULS:** 10 (twice), Louisiana State, 3-5-06, Championship, UT 63-62  
**FEWEST POINTS:** 41, Georgia, 3-6-15, Quarterfinal, UT 75-41  
**FEWEST ASSISTS:** 4 (twice), Auburn, 3-3-06, Second Round, UT 77-45  
**FEWEST TURNOVERS:** 7 (four times), Texas A&M, 3-8-14, Semifinal, UT 86-77  
**FEWEST BLOCKS:** 0, (11 times)  
**FEWEST STEALS:** 1, LSU, 3-4-12, Championship, UT 70-58





RECORDS



## GREAT LADY VOL SCORERS

The Tennessee Lady Vol basketball program has seen 43 of its 174 all-time players (through the 2015-16 season) join the 1,000-point club at UT since the modern era of basketball. Chamique Holdsclaw's career total of 3,025 points sets the basketball standard for men or women at the University of Tennessee.

### ■ 3,000 CAREER POINTS

#### 1. **#23 CHAMIQUE HOLDSCLAW** » 3,025 CAREER POINTS 6'2" » FORWARD » ASTORIA, NEW YORK

Year	GP	GS	Min	Avg	FG	FGA	Pct	3FG	3FGA	Pct	FT	FTA	Pct	Off	Def	Tot	Avg	PF	FO	Ast	TO	Blk	Stl	Pts	Avg
95-96	36	36	1057	29.4	237	507	.467	7	32	.219	102	143	.713	124	202	326	9.1	92	3	74	95	17	32	583	16.2
96-97	39	38	1296	33.2	332	667	.498	17	50	.340	122	183	.667	129	238	367	9.4	101	3	114	139	35	93	803	20.6
97-98	39	39	1168	29.9	370	678	.546	9	41	.220	166	217	.765	133	195	328	8.4	82	1	117	109	36	110	915	23.5
98-99	34	34	1061	31.2	294	567	.519	3	21	.143	133	188	.707	116	158	274	8.1	62	1	80	87	23	70	724	21.3
<b>TOTAL</b>	<b>148</b>	<b>147</b>	<b>4582</b>	<b>31.0</b>	<b>1233</b>	<b>2419</b>	<b>.510</b>	<b>36</b>	<b>144</b>	<b>.250</b>	<b>523</b>	<b>731</b>	<b>.715</b>	<b>502</b>	<b>793</b>	<b>1295</b>	<b>8.8</b>	<b>337</b>	<b>8</b>	<b>385</b>	<b>430</b>	<b>111</b>	<b>305</b>	<b>3025</b>	<b>20.4</b>

### ■ 2,000 CAREER POINTS

#### 2. **#30 BRIDGETTE GORDON** » 2,462 CAREER POINTS 6'0" » FORWARD » DELAND, FLORIDA

Year	GP	GS	Min	Avg	FG	FGA	Pct	3FG	3FGA	Pct	FT	FTA	Pct	Off	Def	Tot	Avg	PF	FO	Ast	TO	Blk	Stl	Pts	Avg
85-86	34	20	873	25.7	206	429	.480	0	0	.000	69	109	.633	101	107	208	6.1	58	0	53	66	11	75	481	14.1
86-87	34	32	925	27.2	222	459	.484	0	0	.000	115	160	.719	118	114	232	6.8	77	1	62	67	12	80	559	16.4
87-88	33	33	977	29.6	289	534	.541	3	4	.750	106	151	.702	119	105	224	6.8	71	1	80	79	18	76	687	20.8
88-89	36	36	1077	29.9	300	563	.533	2	6	.333	133	190	.700	120	131	251	7.0	50	1	98	93	16	105	735	20.4
<b>TOTAL</b>	<b>137</b>	<b>121</b>	<b>3852</b>	<b>28.1</b>	<b>1017</b>	<b>1985</b>	<b>.512</b>	<b>5</b>	<b>10</b>	<b>.500</b>	<b>423</b>	<b>610</b>	<b>.693</b>	<b>458</b>	<b>457</b>	<b>915</b>	<b>6.7</b>	<b>256</b>	<b>3</b>	<b>293</b>	<b>305</b>	<b>57</b>	<b>336</b>	<b>2462</b>	<b>18.0</b>

#### 3. **#3 CANDACE PARKER** » 2,137 CAREER POINTS 6'4" » GUARD/FORWARD/CENTER » NAPERVILLE, ILLINOIS

Year	GP	GS	Min	Avg	FG	FGA	Pct	3FG	3FGA	Pct	FT	FTA	Pct	Off	Def	Tot	Avg	PF	FO	Ast	TO	Blk	Stl	Pts	Avg
05-06	36	36	1126	31.3	230	417	.552	3	12	.250	159	218	.729	82	216	298	8.3	73	1	103	82	86	56	622	17.3
06-07	36	36	1101	30.6	267	505	.529	6	18	.333	166	232	.716	92	260	352	9.8	73	0	88	89	99	64	706	19.6
07-08	38	37	1132	29.8	300	560	.536	8	30	.267	201	288	.698	87	235	322	8.5	67	0	96	91	90	88	809	21.3
<b>TOTAL</b>	<b>110</b>	<b>109</b>	<b>3359</b>	<b>30.5</b>	<b>797</b>	<b>1482</b>	<b>.538</b>	<b>17</b>	<b>60</b>	<b>.283</b>	<b>526</b>	<b>738</b>	<b>.713</b>	<b>261</b>	<b>711</b>	<b>972</b>	<b>8.8</b>	<b>213</b>	<b>1</b>	<b>287</b>	<b>262</b>	<b>275</b>	<b>208</b>	<b>2137</b>	<b>19.4</b>

#### 4. **#24 TAMIKA CATCHINGS** » 2,113 CAREER POINTS 6'1" » FORWARD » DUNCANVILLE, TEXAS

Year	GP	GS	Min	Avg	FG	FGA	Pct	3FG	3FGA	Pct	FT	FTA	Pct	Off	Def	Tot	Avg	PF	FO	Ast	TO	Blk	Stl	Pts	Avg
97-98	39	38	1123	28.8	253	471	.537	40	110	.364	165	217	.760	124	189	313	8.0	89	2	92	93	57	100	711	18.2
98-99	34	34	991	29.1	205	400	.513	19	68	.279	134	173	.775	107	142	249	7.3	95	2	95	85	31	88	563	16.6
99-00	37	37	1143	30.9	209	440	.475	40	121	.331	122	159	.767	118	174	292	7.9	77	0	101	81	28	92	580	15.7
00-01	17	17	465	27.4	93	195	.477	23	67	.343	50	62	.806	72	78	150	8.8	35	0	50	34	20	31	259	15.2
<b>TOTAL</b>	<b>127</b>	<b>126</b>	<b>3722</b>	<b>29.3</b>	<b>760</b>	<b>1506</b>	<b>.505</b>	<b>122</b>	<b>366</b>	<b>.333</b>	<b>471</b>	<b>611</b>	<b>.771</b>	<b>421</b>	<b>583</b>	<b>1004</b>	<b>7.9</b>	<b>296</b>	<b>4</b>	<b>338</b>	<b>293</b>	<b>136</b>	<b>311</b>	<b>2113</b>	<b>16.6</b>

#### 5. **#10 MEIGHAN SIMMONS** » 2,064 CAREER POINTS 5'9" » GUARD » CIBOLO, TEXAS

Year	GP	GS	Min	Avg	FG	FGA	Pct	3FG	3FGA	Pct	FT	FTA	Pct	Off	Def	Tot	Avg	PF	FO	Ast	TO	Blk	Stl	Pts	Avg
10-11	37	36	974	26.3	183	438	.418	63	187	.337	71	96	.740	24	77	101	2.7	69	1	104	104	7	24	500	13.5
11-12	36	22	901	25.0	143	381	.375	51	164	.311	61	83	.735	22	59	81	2.3	47	0	47	72	12	30	398	11.1
12-13	35	35	1108	31.7	217	527	.412	69	189	.365	86	101	.851	33	93	126	3.6	76	0	73	93	11	50	589	16.8
13-14	35	34	984	28.1	203	488	.416	72	200	.360	99	119	.832	17	77	94	2.7	68	1	80	93	2	42	577	16.5
<b>TOTAL</b>	<b>143</b>	<b>127</b>	<b>3967</b>	<b>27.7</b>	<b>746</b>	<b>1834</b>	<b>.407</b>	<b>255</b>	<b>740</b>	<b>.345</b>	<b>317</b>	<b>399</b>	<b>.794</b>	<b>96</b>	<b>306</b>	<b>402</b>	<b>2.8</b>	<b>260</b>	<b>2</b>	<b>304</b>	<b>362</b>	<b>32</b>	<b>146</b>	<b>2064</b>	<b>14.4</b>

### ■ 1,000 CAREER POINTS

#### 6. **#20 KARA LAWSON** » 1,950 CAREER POINTS 5'8" » GUARD » ALEXANDRIA, VIRGINIA

Year	GP	GS	Min	Avg	FG	FGA	Pct	3FG	3FGA	Pct	FT	FTA	Pct	Off	Def	Tot	Avg	PF	FO	Ast	TO	Blk	Stl	Pts	Avg
99-00	37	34	1036	28.0	168	367	.458	79	181	.436	89	109	.817	43	109	152	4.1	79	0	102	50	7	51	504	13.6
00-01	34	31	899	26.4	132	305	.433	62	150	.413	60	70	.857	16	103	119	3.5	53	0	113	56	3	34	386	11.4
01-02	34	34	1078	31.7	189	406	.466	38	115	.330	96	115	.835	58	107	165	4.9	50	0	90	62	3	46	512	15.1
02-03	38	38	1185	31.2	186	397	.469	77	171	.450	99	112	.884	52	133	185	4.9	37	0	151	54	7	43	548	14.4
<b>TOTAL</b>	<b>143</b>	<b>137</b>	<b>4198</b>	<b>29.4</b>	<b>675</b>	<b>1475</b>	<b>.458</b>	<b>256</b>	<b>617</b>	<b>.415</b>	<b>344</b>	<b>406</b>	<b>.847</b>	<b>169</b>	<b>452</b>	<b>621</b>	<b>4.3</b>	<b>219</b>	<b>0</b>	<b>456</b>	<b>222</b>	<b>20</b>	<b>174</b>	<b>1950</b>	<b>13.6</b>



7.

## #21 SEMEKA RANDALL » 1,915 CAREER POINTS

5'10" » GUARD » CLEVELAND, OHIO

Year	GP	GS	Min	Avg	FG	FGA	Pct	3FG	3FGA	Pct	FT	FTA	Pct	Off	Def	Tot	Avg	PF	FO	Ast	TO	Blk	Stl	Pts	Avg
97-98	38	21	988	26.0	224	460	.487	1	11	.091	155	213	.728	108	92	200	5.3	71	3	50	84	4	102	604	15.9
98-99	33	32	887	26.9	190	371	.512	2	8	.250	82	139	.590	77	83	160	4.8	65	1	46	96	5	60	464	14.1
99-00	37	37	1072	29.0	187	447	.418	9	35	.257	135	172	.785	95	101	196	5.3	62	0	69	91	4	72	518	14.0
00-01	32	29	775	24.2	130	312	.417	2	13	.154	67	94	.713	76	84	160	5.0	61	1	71	56	2	52	329	10.3
<b>TOTAL</b>	<b>140</b>	<b>119</b>	<b>3722</b>	<b>26.6</b>	<b>731</b>	<b>1590</b>	<b>.460</b>	<b>14</b>	<b>67</b>	<b>.209</b>	<b>439</b>	<b>618</b>	<b>.710</b>	<b>356</b>	<b>360</b>	<b>716</b>	<b>5.1</b>	<b>259</b>	<b>5</b>	<b>236</b>	<b>327</b>	<b>15</b>	<b>286</b>	<b>1915</b>	<b>13.7</b>

8.

## #40 SHEKINNA STRICKLEN » 1,882 CAREER POINTS

6'2" » GUARD/FORWARD » MORRILTON, ARKANSAS

Year	GP	GS	Min	Avg	FG	FGA	Pct	3FG	3FGA	Pct	FT	FTA	Pct	Off	Def	Tot	Avg	PF	FO	Ast	TO	Blk	Stl	Pts	Avg
08-09	32	32	1009	31.5	153	392	.390	32	110	.291	86	113	.761	79	111	190	5.9	92	3	95	105	21	58	424	13.3
09-10	35	35	1066	30.5	164	373	.440	33	103	.320	84	102	.824	76	137	213	6.1	52	0	135	87	25	43	445	12.7
10-11	37	37	1104	29.8	177	362	.489	42	109	.385	78	103	.757	91	179	270	7.3	71	0	75	64	20	46	474	12.8
11-12	35	34	1124	32.1	198	456	.434	56	159	.352	87	118	.737	89	143	232	6.6	78	0	65	73	24	46	539	15.4
<b>TOTAL</b>	<b>139</b>	<b>138</b>	<b>4303</b>	<b>31.0</b>	<b>692</b>	<b>1583</b>	<b>.437</b>	<b>163</b>	<b>481</b>	<b>.339</b>	<b>335</b>	<b>436</b>	<b>.768</b>	<b>335</b>	<b>570</b>	<b>905</b>	<b>6.5</b>	<b>293</b>	<b>3</b>	<b>370</b>	<b>329</b>	<b>90</b>	<b>193</b>	<b>1882</b>	<b>13.5</b>

9.

## #12 SHEILA FROST » 1,790 CAREER POINTS

6'4" » CENTER » PULASKI, TENNESSEE

Year	GP	GS	Min	Avg	FG	FGA	Pct	3FG	3FGA	Pct	FT	FTA	Pct	Off	Def	Tot	Avg	PF	FO	Ast	TO	Blk	Stl	Pts	Avg
85-86	33	25	804	24.4	181	312	.580	0	0	.000	42	80	.525	136	173	309	9.4	122	12	23	62	77	42	404	12.2
86-87	34	19	721	21.2	161	273	.590	0	0	.000	61	102	.598	88	128	216	6.4	104	6	31	36	56	53	383	11.3
87-88	34	24	836	24.6	208	338	.615	0	0	.000	80	124	.645	102	167	269	7.9	100	2	10	49	60	45	496	14.6
88-89	37	36	939	25.4	204	353	.578	0	0	.000	99	146	.678	108	141	249	6.7	93	2	33	47	56	74	507	13.7
<b>TOTAL</b>	<b>138</b>	<b>104</b>	<b>3300</b>	<b>23.9</b>	<b>754</b>	<b>1276</b>	<b>.591</b>	<b>0</b>	<b>0</b>	<b>.000</b>	<b>282</b>	<b>452</b>	<b>.624</b>	<b>434</b>	<b>609</b>	<b>1043</b>	<b>7.6</b>	<b>419</b>	<b>22</b>	<b>97</b>	<b>194</b>	<b>249</b>	<b>212</b>	<b>1790</b>	<b>13.0</b>

10.

## #24 TANYA HAAVE » 1,771 CAREER POINTS

6'2" » FORWARD » EVERGREEN, COLORADO

Year	GP	GS	Min	Avg	FG	FGA	Pct	3FG	3FGA	Pct	FT	FTA	Pct	Off	Def	Tot	Avg	PF	FO	Ast	TO	Blk	Stl	Pts	Avg
80-81	30	2	470	15.7	109	207	.527	0	0	.000	29	35	.829	46	60	106	3.5	54	0	39	52	3	14	247	8.2
81-82	32	26	1030	32.2	184	353	.521	0	0	.000	52	63	.825	92	131	223	7.0	94	4	104	90	9	29	420	13.1
82-83	33	33	1042	31.6	252	493	.511	0	0	.000	110	131	.840	113	132	245	7.4	88	2	81	117	10	41	614	18.6
83-84	33	33	960	29.1	201	403	.499	0	0	.000	88	113	.779	69	110	179	5.4	97	4	47	99	13	50	490	14.8
<b>TOTAL</b>	<b>128</b>	<b>94</b>	<b>3502</b>	<b>27.4</b>	<b>746</b>	<b>1456</b>	<b>.512</b>	<b>0</b>	<b>0</b>	<b>.000</b>	<b>279</b>	<b>342</b>	<b>.816</b>	<b>320</b>	<b>433</b>	<b>753</b>	<b>5.9</b>	<b>333</b>	<b>10</b>	<b>271</b>	<b>358</b>	<b>35</b>	<b>134</b>	<b>1771</b>	<b>13.8</b>

11.

## #14 MARY OSTROWSKI » 1,729 CAREER POINTS

6'2" » FORWARD » PARKERSBURG, WEST VIRGINIA

Year	GP	GS	Min	Avg	FG	FGA	Pct	3FG	3FGA	Pct	FT	FTA	Pct	Off	Def	Tot	Avg	PF	FO	Ast	TO	Blk	Stl	Pts	Avg
80-81	29	17	602	20.8	124	231	.537	0	0	.000	84	115	.730	95	108	203	7.0	71	0	46	71	16	41	332	11.4
81-82	32	32	1000	31.3	179	341	.525	0	0	.000	100	146	.685	118	155	273	8.5	101	4	93	91	24	65	458	14.3
82-83	33	32	942	28.5	190	324	.586	0	0	.000	66	94	.702	111	139	250	7.6	75	1	91	95	15	61	446	13.5
83-84	31	29	955	30.8	194	376	.516	0	0	.000	105	136	.772	99	169	268	8.6	74	0	100	97	21	45	493	15.9
<b>TOTAL</b>	<b>125</b>	<b>110</b>	<b>3499</b>	<b>28.0</b>	<b>687</b>	<b>1272</b>	<b>.540</b>	<b>0</b>	<b>0</b>	<b>.000</b>	<b>355</b>	<b>491</b>	<b>.723</b>	<b>423</b>	<b>571</b>	<b>994</b>	<b>8.0</b>	<b>321</b>	<b>5</b>	<b>330</b>	<b>354</b>	<b>76</b>	<b>212</b>	<b>1729</b>	<b>13.8</b>

12.

## #5 SHANNA ZOLMAN » 1,706 CAREER POINTS

5'10" » GUARD » SYRACUSE, INDIANA

Year	GP	GS	Min	Avg	FG	FGA	Pct	3FG	3FGA	Pct	FT	FTA	Pct	Off	Def	Tot	Avg	PF	FO	Ast	TO	Blk	Stl	Pts	Avg
02-03	38	0	693	18.2	95	227	.419	37	96	.385	58	65	.892	27	51	78	2.1	40	0	64	63	3	32	285	7.5
03-04	35	30	1055	30.1	142	325	.437	58	136	.426	88	92	.957	11	88	99	2.8	68	0	71	82	3	35	430	12.3
04-05	35	24	968	27.7	147	333	.441	68	156	.436	75	87	.862	5	76	81	2.3	47	0	63	56	2	35	437	12.5
05-06	36	35	1203	33.4	183	426	.433	103	238	.433	85	90	.944	9	95	104	2.9	47	0	114	80	2	28	554	15.4
<b>TOTAL</b>	<b>144</b>	<b>89</b>	<b>3919</b>	<b>27.2</b>	<b>567</b>	<b>1308</b>	<b>.433</b>	<b>266</b>	<b>626</b>	<b>.425</b>	<b>306</b>	<b>334</b>	<b>.916</b>	<b>52</b>	<b>310</b>	<b>362</b>	<b>2.5</b>	<b>202</b>	<b>0</b>	<b>312</b>	<b>281</b>	<b>10</b>	<b>130</b>	<b>1706</b>	<b>11.8</b>

13.

## #43 SHYRA ELY » 1,673 CAREER POINTS

6'2" » FORWARD » INDIANAPOLIS, INDIANA

Year	GP	GS	Min	Avg	FG	FGA	Pct	3FG	3FGA	Pct	FT	FTA	Pct	Off	Def	Tot	Avg	PF	FO	Ast	TO	Blk	Stl	Pts	Avg
01-02	33	22	691	20.9	123	251	.490	0	1	.000	62	106	.585	60	117	177	5.4	86	2	36	77	13	27	308	9.3
02-03	36	8	804	22.3	142	287	.495	3	8	.375	67	94	.713	70	168	238	6.6	77	0	47	82	12	42	354	9.8
03-04	35	35	1055	30.1	213	443	.481	0	1	.000	82	121	.678	101	178	279	8.0	80	2	53	92	13	44	508	14.5
04-05	35	31	1082	30.9	193	423	.456	5	17	.294	112	155	.723	72	174	246	7.0	84	1	58	113	10	54	503	14.4
<b>TOTAL</b>	<b>139</b>	<b>96</b>	<b>3632</b>	<b>26.1</b>	<b>671</b>	<b>1404</b>	<b>.478</b>	<b>8</b>	<b>27</b>	<b>.296</b>	<b>323</b>	<b>476</b>	<b>.679</b>	<b>303</b>	<b>637</b>	<b>940</b>	<b>6.8</b>	<b>327</b>	<b>5</b>	<b>194</b>	<b>364</b>	<b>48</b>	<b>167</b>	<b>1673</b>	<b>12.0</b>



# RECORDS

**14.**

**#25 GLORY JOHNSON » 1,643 CAREER POINTS**  
6'3" » FORWARD » KNOXVILLE, TENNESSEE

Year	GP	GS	Min	Avg	FG	FGA	Pct	3FG	3FGA	Pct	FT	FTA	Pct	Off	Def	Tot	Avg	PF	FO	Ast	TO	Blk	Stl	Pts	Avg
08-09	33	28	804	24.4	109	270	.404	0	2	.000	117	190	.616	105	131	236	7.2	73	1	21	88	12	35	335	10.2
09-10	35	25	884	25.3	124	271	.458	1	11	.000	105	162	.648	97	171	268	7.7	75	1	34	75	11	45	354	10.1
10-11	37	29	912	24.6	155	290	.534	0	0	.000	133	227	.586	138	221	359	9.7	86	3	46	90	28	50	443	12.0
11-12	36	36	1077	29.9	186	346	.538	1	2	.500	138	217	.636	132	223	355	9.9	87	2	39	85	41	49	511	11.7
<b>TOTAL</b>	<b>141</b>	<b>118</b>	<b>3697</b>	<b>26.2</b>	<b>574</b>	<b>1177</b>	<b>.488</b>	<b>2</b>	<b>5</b>	<b>.400</b>	<b>493</b>	<b>796</b>	<b>.619</b>	<b>472</b>	<b>725</b>	<b>1218</b>	<b>8.6</b>	<b>321</b>	<b>7</b>	<b>140</b>	<b>338</b>	<b>92</b>	<b>179</b>	<b>1643</b>	<b>11.7</b>

**15.**

**#53 DANA JOHNSON » 1,621 CAREER POINTS**  
6'2" » CENTER » BALTIMORE, MARYLAND

Year	GP	GS	Min	Avg	FG	FGA	Pct	3FG	3FGA	Pct	FT	FTA	Pct	Off	Def	Tot	Avg	PF	FO	Ast	TO	Blk	Stl	Pts	Avg
91-92	31	2	502	16.2	91	197	.462	0	0	.000	57	99	.576	77	95	172	5.5	77	4	5	53	21	25	239	7.7
92-93	32	13	728	22.8	143	268	.534	0	0	.000	64	109	.587	93	89	182	5.7	83	1	6	38	18	33	350	10.9
93-94	33	33	810	24.5	173	317	.546	0	0	.000	109	171	.637	104	137	241	7.3	89	0	19	62	11	34	455	13.8
94-95	37	36	911	24.6	215	350	.614	0	0	.000	147	205	.717	94	195	289	7.8	86	0	11	73	13	36	577	15.6
<b>TOTAL</b>	<b>133</b>	<b>84</b>	<b>2951</b>	<b>22.2</b>	<b>622</b>	<b>1132</b>	<b>.549</b>	<b>0</b>	<b>0</b>	<b>.000</b>	<b>377</b>	<b>584</b>	<b>.646</b>	<b>368</b>	<b>516</b>	<b>884</b>	<b>6.6</b>	<b>335</b>	<b>5</b>	<b>41</b>	<b>226</b>	<b>63</b>	<b>128</b>	<b>1621</b>	<b>12.2</b>

**16.**

**#52 DEBBIE GROOVER » 1,580 CAREER POINTS**  
6'0" » CENTER » CANTON, GEORGIA

Year	GP	GS	Min	Avg	FG	FGA	Pct	3FG	3FGA	Pct	FT	FTA	Pct	Off	Def	Tot	Avg	PF	FO	Ast	TO	Blk	Stl	Pts	Avg
77-78	31				105	235	.440				105	135	.777			173	5.6	72	1	58				315	10.1
78-79	39				181	351	.520				111	134	.820			338	8.7	103	3	60	107	14	95	473	12.1
79-80	38				176	336	.524				84	113	.743			268	7.1	94	2	114	85	17	78	436	11.5
80-81	31				150	328	.457				56	75	.747			178	5.7	78	3	65	50	6	33	356	11.5
<b>TOTAL</b>	<b>139</b>				<b>612</b>	<b>1250</b>	<b>.490</b>				<b>356</b>	<b>457</b>	<b>.779</b>			<b>957</b>	<b>6.9</b>	<b>347</b>	<b>9</b>	<b>297</b>	<b>242</b>	<b>37</b>	<b>206</b>	<b>1580</b>	<b>11.4</b>

**17.**

**#23 NIKKI MCCRAY » 1,572 CAREER POINTS**  
5'11" » FORWARD » COLLIERVILLE, TENNESSEE

Year	GP	GS	Min	Avg	FG	FGA	Pct	3FG	3FGA	Pct	FT	FTA	Pct	Off	Def	Tot	Avg	PF	FO	Ast	TO	Blk	Stl	Pts	Avg
91-92	31	18	475	15.3	87	174	.500	2	10	.200	39	53	.736	52	62	114	3.7	60	1	25	49	1	60	215	6.9
92-93	32	21	750	23.4	133	286	.465	0	0	.000	83	115	.722	76	69	145	4.5	73	0	61	65	3	86	349	10.9
93-94	33	33	921	27.9	213	421	.506	0	1	.000	111	158	.703	81	149	230	7.0	76	0	79	86	3	80	537	16.3
94-95	31	29	916	29.5	193	392	.492	2	15	.133	83	122	.680	78	104	182	5.9	66	0	82	68	2	63	471	15.2
<b>TOTAL</b>	<b>127</b>	<b>101</b>	<b>3062</b>	<b>24.1</b>	<b>626</b>	<b>1273</b>	<b>.492</b>	<b>4</b>	<b>26</b>	<b>.154</b>	<b>316</b>	<b>448</b>	<b>.705</b>	<b>287</b>	<b>384</b>	<b>671</b>	<b>5.3</b>	<b>275</b>	<b>1</b>	<b>247</b>	<b>268</b>	<b>9</b>	<b>289</b>	<b>1572</b>	<b>12.4</b>

**18.**

**#32 CINDY NOBLE » 1,561 POINTS AT UT** *(overall total of 1,930/transfer from Ohio State)*  
6'5" » CENTER » CLARKSBURG, OHIO

Year	GP	GS	Min	Avg	FG	FGA	Pct	3FG	3FGA	Pct	FT	FTA	Pct	Off	Def	Tot	Avg	PF	FO	Ast	TO	Blk	Stl	Pts	Avg
77-78 (OSU)	30				163	336	.485				43	57	.754			236	7.8	87	5					369	12.3
78-79 (UT)	34				170	292	.587				94	124	.760			212	6.2	96	2	24	94	17	43	434	12.8
79-80 (UT)	38				266	392	.678				145	182	.796			288	7.6	118	5	34	114	26	62	677	17.8
80-81 (UT)	31	30			178	298	.597				94	128	.734			227	7.3	77	3	20	52	47	46	450	14.5
<b>TOTAL</b>	<b>133</b>				<b>777</b>	<b>1318</b>	<b>.590</b>				<b>376</b>	<b>491</b>	<b>.766</b>			<b>963</b>	<b>7.2</b>	<b>378</b>	<b>15</b>	<b>78</b>	<b>260</b>	<b>90</b>	<b>151</b>	<b>1930</b>	<b>14.5</b>

**19.**

**#12 BASHAARA GRAVES » 1,509 CAREER POINTS**  
6'2" » FORWARD » CLARKSVILLE, TENNESSEE

Year	GP	GS	Min	Avg	FG	FGA	Pct	3FG	3FGA	Pct	FT	FTA	Pct	Off	Def	Tot	Avg	PF	FO	Ast	TO	Blk	Stl	Pts	Avg
12-13	35	34	1046	29.9	165	316	.522	0	4	.000	131	187	.701	120	161	281	8.0	64	1	42	66	13	49	461	13.2
13-14	35	30	875	25.0	122	228	.535	0	3	.000	82	119	.689	111	127	238	6.8	68	1	42	53	8	14	326	9.3
14-15	36	34	1024	28.4	137	272	.504	0	1	.000	108	146	.740	126	126	252	7.0	72	2	74	63	19	35	382	10.6
15-16	33	30	979	29.7	128	238	.538	0	3	.000	84	114	.737	109	164	273	8.3	69	0	44	46	11	31	340	10.3
<b>TOTAL</b>	<b>139</b>	<b>128</b>	<b>3924</b>	<b>28.2</b>	<b>552</b>	<b>1054</b>	<b>.524</b>	<b>0</b>	<b>11</b>	<b>.000</b>	<b>405</b>	<b>566</b>	<b>.716</b>	<b>466</b>	<b>578</b>	<b>1044</b>	<b>7.5</b>	<b>273</b>	<b>4</b>	<b>202</b>	<b>228</b>	<b>51</b>	<b>129</b>	<b>1509</b>	<b>10.9</b>

**20.**

**#13 GWEN JACKSON » 1,508 CAREER POINTS**  
6'2" » FORWARD » EUFAULA, ALABAMA

Year	GP	GS	Min	Avg	FG	FGA	Pct	3FG	3FGA	Pct	FT	FTA	Pct	Off	Def	Tot	Avg	PF	FO	Ast	TO	Blk	Stl	Pts	Avg
99-00	37	3	601	16.2	71	155	.458	4	13	.308	58	91	.637	70	95	165	4.5	50	0	20	62	17	27	204	5.5
00-01	34	30	833	24.5	144	296	.486	16	34	.471	93	118	.788	91	122	213	6.3	57	0	27	56	28	21	397	11.7
01-02	28	23	634	22.6	105	223	.471	9	28	.321	76	95	.800	75	99	174	6.2	47	1	27	48	11	28	295	10.5
02-03	38	38	944	24.8	234	409	.572	26	65	.400	118	156	.756	124	110	234	6.2	55	0	34	69	22	31	612	16.1
<b>TOTAL</b>	<b>137</b>	<b>94</b>	<b>3012</b>	<b>22.0</b>	<b>554</b>	<b>1083</b>	<b>.512</b>	<b>55</b>	<b>140</b>	<b>.393</b>	<b>345</b>	<b>460</b>	<b>.750</b>	<b>360</b>	<b>426</b>	<b>786</b>	<b>5.7</b>	<b>209</b>	<b>1</b>	<b>108</b>	<b>235</b>	<b>78</b>	<b>107</b>	<b>1508</b>	<b>11.0</b>



21.

**#00 MICHELLE SNOW** » 1,497 CAREER POINTS  
6'5" » CENTER » PENSACOLA, FLORIDA

Year	GP	GS	Min	Avg	FG	FGA	Pct	3FG	3FGA	Pct	FT	FTA	Pct	Off	Def	Tot	Avg	PF	FO	Ast	TO	Blk	Stl	Pts	Avg
98-99	34	16	740	21.8	117	195	.600	0	0	.000	56	108	.519	73	145	218	6.4	101	5	12	63	46	24	290	8.5
99-00	37	33	919	24.8	181	326	.555	0	1	1.000	73	116	.629	95	137	232	6.3	102	1	16	81	47	28	435	11.8
00-01	33	28	771	23.4	143	250	.572	0	0	.000	79	130	.608	74	150	224	6.8	90	2	26	74	46	21	365	11.1
01-02	33	28	823	24.9	144	286	.503	0	0	.000	119	158	.753	63	151	214	6.5	82	1	17	58	55	24	407	12.3
<b>TOTAL</b>	<b>137</b>	<b>105</b>	<b>3253</b>	<b>23.7</b>	<b>585</b>	<b>1057</b>	<b>.553</b>	<b>0</b>	<b>1</b>	<b>1.000</b>	<b>327</b>	<b>512</b>	<b>.639</b>	<b>305</b>	<b>583</b>	<b>888</b>	<b>6.5</b>	<b>375</b>	<b>9</b>	<b>71</b>	<b>276</b>	<b>194</b>	<b>97</b>	<b>1497</b>	<b>10.9</b>

22.

**#32 DAEDRA CHARLES** » 1,495 CAREER POINTS  
6'3" » CENTER » DETROIT MICHIGAN

Year	GP	GS	Min	Avg	FG	FGA	Pct	3FG	3FGA	Pct	FT	FTA	Pct	Off	Def	Tot	Avg	PF	FO	Ast	TO	Blk	Stl	Pts	Avg
88-89	37	23	916	24.8	139	258	.539	0	0	.000	85	151	.563	101	148	249	6.7	82	1	27	98	20	57	363	9.8
89-90	33	33	972	29.5	212	385	.551	0	0	.000	101	180	.561	145	142	287	8.7	86	1	29	73	36	50	525	15.9
90-91	35	35	1058	30.2	243	434	.560	0	0	.000	121	208	.582	138	184	322	9.2	103	6	37	88	39	72	607	17.3
<b>TOTAL</b>	<b>105</b>	<b>91</b>	<b>2946</b>	<b>28.1</b>	<b>594</b>	<b>1077</b>	<b>.552</b>	<b>0</b>	<b>0</b>	<b>0.000</b>	<b>307</b>	<b>539</b>	<b>.570</b>	<b>384</b>	<b>474</b>	<b>858</b>	<b>8.2</b>	<b>271</b>	<b>8</b>	<b>93</b>	<b>259</b>	<b>95</b>	<b>179</b>	<b>1495</b>	<b>14.2</b>

23.

**#11 DENA HEAD** » 1,483 CAREER POINTS  
5'11" » GUARD » CANTON, MICHIGAN

Year	GP	GS	Min	Avg	FG	FGA	Pct	3FG	3FGA	Pct	FT	FTA	Pct	Off	Def	Tot	Avg	PF	FO	Ast	TO	Blk	Stl	Pts	Avg
88-89	37	16	830	22.4	86	196	.439	0	2	.000	66	89	.742	30	82	112	3.0	61	0	112	119	8	42	238	6.4
89-90	33	33	950	28.8	147	325	.452	1	1	1.000	81	112	.723	77	99	176	5.3	67	0	126	104	11	55	376	11.4
90-91	35	32	1044	29.8	163	324	.503	25	51	.490	107	150	.713	65	133	198	5.7	79	1	125	127	10	57	458	13.1
91-92	30	30	819	27.3	148	304	.487	14	39	.359	101	141	.716	86	68	154	5.1	77	2	76	85	7	60	411	13.7
<b>TOTAL</b>	<b>135</b>	<b>111</b>	<b>3643</b>	<b>27.0</b>	<b>544</b>	<b>1149</b>	<b>.473</b>	<b>40</b>	<b>93</b>	<b>.430</b>	<b>355</b>	<b>492</b>	<b>.722</b>	<b>258</b>	<b>382</b>	<b>640</b>	<b>4.7</b>	<b>284</b>	<b>3</b>	<b>439</b>	<b>435</b>	<b>36</b>	<b>214</b>	<b>1483</b>	<b>11.0</b>

24.

**#5 ANGIE BJORKLUND** » 1,469 CAREER POINTS  
6'0" » GUARD/FORWARD » SPOKANE VALLEY, WASHINGTON

Year	GP	GS	Min	Avg	FG	FGA	Pct	3FG	3FGA	Pct	FT	FTA	Pct	Off	Def	Tot	Avg	PF	FO	Ast	TO	Blk	Stl	Pts	Avg
07-08	38	30	905	23.8	115	298	.386	68	185	.368	20	23	.870	42	78	120	3.2	79	3	52	62	5	31	318	8.4
08-09	28	25	892	31.9	122	319	.382	62	152	.408	38	48	.792	38	45	83	3.0	73	1	74	64	9	30	344	12.3
09-10	35	34	1141	32.6	178	427	.417	102	239	.427	29	39	.744	20	76	96	2.7	58	0	100	62	6	33	487	13.9
10-11	31	24	843	27.2	114	262	.435	73	162	.451	19	25	.760	26	56	82	2.6	57	0	68	41	10	24	320	10.3
<b>TOTAL</b>	<b>132</b>	<b>113</b>	<b>3801</b>	<b>28.8</b>	<b>529</b>	<b>1306</b>	<b>.405</b>	<b>305</b>	<b>738</b>	<b>.413</b>	<b>106</b>	<b>135</b>	<b>.785</b>	<b>126</b>	<b>255</b>	<b>381</b>	<b>2.9</b>	<b>267</b>	<b>4</b>	<b>294</b>	<b>229</b>	<b>30</b>	<b>118</b>	<b>1469</b>	<b>11.1</b>

25.

**#44 CINDY BROGDON** » 1,458 POINTS AT UT (overall total of 3,204/transfer from Mercer)  
5'10" » FORWARD » BUFORD, GEORGIA

Year	GP	GS	Min	Avg	FG	FGA	Pct	3FG	3FGA	Pct	FT	FTA	Pct	Off	Def	Tot	Avg	PF	FO	Ast	TO	Blk	Stl	Pts	Avg
75-76 (Mercer)	30				348	706	.490				206	247	.830			319	10.6	75	1					902	30.1
76-77 (Mercer)	28				335	690	.490				174	216	.810			286	10.2	75	3	116				844	30.1
77-78 (UT)	31				286	593	.482				102	118	.864			238	7.6	59	1	111				674	21.7
78-79 (UT)	39				344	693	.496				96	118	.813			185	4.7	87	1	150				784	20.1
<b>TOTAL</b>	<b>128</b>				<b>1313</b>	<b>2682</b>	<b>.490</b>				<b>578</b>	<b>699</b>	<b>.827</b>			<b>1028</b>	<b>8.3</b>	<b>296</b>	<b>6</b>	<b>377</b>				<b>3204</b>	<b>25.0</b>

26.

**#30 SHELIA COLLINS** » 1,423 CAREER POINTS  
5'9" » GUARD » COLBERT, GEORGIA

Year	GP	GS	Min	Avg	FG	FGA	Pct	3FG	3FGA	Pct	FT	FTA	Pct	Off	Def	Tot	Avg	PF	FO	Ast	TO	Blk	Stl	Pts	Avg
81-82	29	21	809	27.9	155	362	.428	0	0	.000	102	135	.756	82	86	168	5.8	94	3	68	100	30	72	412	14.2
82-83	12	0	187	15.6	41	79	.519	0	0	.000	21	31	.677	19	20	39	3.3	36	2	14	27	9	9	103	8.6
83-84	33	26	837	25.4	142	352	.403	0	0	.000	61	98	.622	57	74	131	4.0	98	3	113	90	16	84	345	10.5
84-85	31	31	911	29.4	213	487	.437	0	0	.000	137	175	.783	136	154	290	9.4	96	2	72	99	20	113	563	18.2
<b>TOTAL</b>	<b>105</b>	<b>78</b>	<b>2744</b>	<b>26.1</b>	<b>551</b>	<b>1280</b>	<b>.430</b>	<b>0</b>	<b>0</b>	<b>0.000</b>	<b>321</b>	<b>439</b>	<b>.731</b>	<b>294</b>	<b>334</b>	<b>628</b>	<b>6.0</b>	<b>324</b>	<b>10</b>	<b>267</b>	<b>316</b>	<b>75</b>	<b>278</b>	<b>1423</b>	<b>13.6</b>

27.

**#14 ALEXIS HORNBUCKLE** » 1,333 CAREER POINTS  
5'11" » GUARD » CHARLESTON, WEST VIRGINIA

Year	GP	GS	Min	Avg	FG	FGA	Pct	3FG	3FGA	Pct	FT	FTA	Pct	Off	Def	Tot	Avg	PF	FO	Ast	TO	Blk	Stl	Pts	Avg
04-05	35	21	905	25.9	116	261	.444	9	27	.333	60	99	.606	71	119	190	5.4	90	3	110	80	21	64	301	8.6
05-06	29	24	802	27.7	102	244	.418	9	38	.237	73	98	.745	55	100	155	5.3	72	1	113	79	14	91	286	9.9
06-07	37	37	1138	30.8	150	341	.440	29	84	.345	49	67	.731	71	119	190	5.1	92	1	146	100	17	114	378	10.2
07-08	37	37	1160	31.4	141	318	.443	39	92	.424	47	70	.671	83	122	205	5.5	87	1	134	85	31	104	368	9.9
<b>TOTAL</b>	<b>138</b>	<b>119</b>	<b>4005</b>	<b>29.0</b>	<b>509</b>	<b>1164</b>	<b>.437</b>	<b>86</b>	<b>241</b>	<b>.357</b>	<b>229</b>	<b>334</b>	<b>.686</b>	<b>280</b>	<b>460</b>	<b>740</b>	<b>5.4</b>	<b>341</b>	<b>6</b>	<b>503</b>	<b>344</b>	<b>83</b>	<b>373</b>	<b>1333</b>	<b>9.7</b>



# RECORDS

**28.**

**#33 TONYA EDWARDS » 1,309 CAREER POINTS**  
5'10" » GUARD » FLINT, MICHIGAN

Year	GP	GS	Min	Avg	FG	FGA	Pct	3FG	3FGA	Pct	FT	FTA	Pct	Off	Def	Tot	Avg	PF	FO	Ast	TO	Blk	Stl	Pts	Avg
86-87	34	5	627	18.4	107	248	.431	0	0	.000	89	114	.781	30	61	91	2.7	83	4	76	77	6	46	303	8.9
87-88	34	11	825	24.3	158	345	.458	7	14	.500	115	153	.752	77	88	165	4.9	76	1	112	106	11	78	438	12.9
88-89	20	20	504	25.2	67	149	.450	1	9	.111	59	74	.797	14	45	59	3.0	43	1	67	68	3	46	194	9.7
89-90	33	33	894	27.1	126	300	.420	14	38	.368	108	142	.761	25	79	104	3.2	82	0	111	93	2	56	374	11.3
<b>TOTAL</b>	<b>121</b>	<b>69</b>	<b>2850</b>	<b>23.6</b>	<b>458</b>	<b>1042</b>	<b>.440</b>	<b>22</b>	<b>61</b>	<b>.361</b>	<b>371</b>	<b>483</b>	<b>.768</b>	<b>146</b>	<b>273</b>	<b>419</b>	<b>3.5</b>	<b>284</b>	<b>6</b>	<b>366</b>	<b>344</b>	<b>22</b>	<b>226</b>	<b>1309</b>	<b>10.8</b>

**29.**

**#5 LATINA DAVIS » 1,260 CAREER POINTS**  
5'6" » GUARD » WINCHESTER, TENNESSEE

Year	GP	GS	Min	Avg	FG	FGA	Pct	3FG	3FGA	Pct	FT	FTA	Pct	Off	Def	Tot	Avg	PF	FO	Ast	TO	Blk	Stl	Pts	Avg
92-93	32	0	525	16.4	54	149	.362	9	41	.220	74	100	.740	52	47	99	3.1	73	3	46	50	7	45	191	6.0
93-94	33	0	617	18.7	97	200	.485	10	31	.323	51	58	.879	48	67	115	3.5	92	5	59	53	5	50	255	7.7
94-95	36	34	972	27.0	131	295	.444	13	37	.351	101	126	.802	73	85	158	4.4	111	3	63	75	2	53	376	10.4
95-96	35	35	1025	29.3	172	345	.499	4	12	.333	90	127	.709	79	94	173	4.9	95	3	92	69	6	50	438	12.5
<b>TOTAL</b>	<b>136</b>	<b>69</b>	<b>3139</b>	<b>23.1</b>	<b>454</b>	<b>989</b>	<b>.459</b>	<b>36</b>	<b>121</b>	<b>.298</b>	<b>316</b>	<b>411</b>	<b>.769</b>	<b>252</b>	<b>293</b>	<b>545</b>	<b>4.0</b>	<b>371</b>	<b>14</b>	<b>260</b>	<b>247</b>	<b>20</b>	<b>198</b>	<b>1260</b>	<b>9.3</b>

**30.**

**#52 ABBY CONKLIN » 1,226 CAREER POINTS**  
6'3" » FORWARD » CHARLESTOWN, INDIANA

Year	GP	GS	Min	Avg	FG	FGA	Pct	3FG	3FGA	Pct	FT	FTA	Pct	Off	Def	Tot	Avg	PF	FO	Ast	TO	Blk	Stl	Pts	Avg
93-94	33	0	371	11.2	61	123	.496	5	18	.278	31	40	.775	26	50	76	2.3	39	0	13	26	21	13	158	4.8
94-95	37	8	615	16.6	78	220	.355	32	113	.283	30	34	.882	38	70	108	2.9	50	0	25	45	19	16	218	5.9
95-96	35	30	951	27.2	160	353	.453	38	90	.422	47	66	.712	69	122	191	5.5	79	0	41	44	32	30	405	11.6
96-97	38	25	920	24.2	165	376	.439	49	128	.383	66	79	.835	53	129	182	4.8	90	2	32	52	30	32	445	11.7
<b>TOTAL</b>	<b>143</b>	<b>63</b>	<b>2857</b>	<b>20.0</b>	<b>464</b>	<b>1072</b>	<b>.433</b>	<b>124</b>	<b>349</b>	<b>.355</b>	<b>174</b>	<b>219</b>	<b>.795</b>	<b>186</b>	<b>371</b>	<b>557</b>	<b>3.9</b>	<b>258</b>	<b>2</b>	<b>111</b>	<b>167</b>	<b>102</b>	<b>91</b>	<b>1226</b>	<b>8.6</b>

**31.**

**#5 ARIEL MASSENGALE » 1,161 CAREER POINTS**  
5'7" » GUARD » BOLINGBROOK, ILLINOIS

Year	GP	GS	Min	Avg	FG	FGA	Pct	3FG	3FGA	Pct	FT	FTA	Pct	Off	Def	Tot	Avg	PF	FO	Ast	TO	Blk	Stl	Pts	Avg
11-12	33	24	936	28.4	77	199	.387	25	75	.333	66	85	.776	13	64	77	2.3	61	1	162	76	2	45	245	7.4
12-13	35	30	1085	31.0	86	232	.371	34	97	.351	70	90	.778	3	88	91	2.6	60	0	158	92	1	35	276	7.9
13-14	19	19	581	30.6	70	182	.385	31	81	.383	67	80	.838	7	54	61	3.2	23	0	110	47	0	27	238	12.5
14-15	35	13	1058	30.2	127	337	.377	74	202	.366	74	86	.860	9	83	92	2.6	35	0	88	58	0	23	402	11.5
<b>TOTAL</b>	<b>122</b>	<b>86</b>	<b>3660</b>	<b>30.0</b>	<b>360</b>	<b>950</b>	<b>.379</b>	<b>164</b>	<b>455</b>	<b>.360</b>	<b>277</b>	<b>341</b>	<b>.812</b>	<b>32</b>	<b>289</b>	<b>321</b>	<b>2.6</b>	<b>179</b>	<b>1</b>	<b>518</b>	<b>273</b>	<b>3</b>	<b>130</b>	<b>1161</b>	<b>9.5</b>

**32.**

**#21 LISA HARRISON » 1,135 CAREER POINTS**  
6'0" » FORWARD » LOUISVILLE, KENTUCKY

Year	GP	GS	Min	Avg	FG	FGA	Pct	3FG	3FGA	Pct	FT	FTA	Pct	Off	Def	Tot	Avg	PF	FO	Ast	TO	Blk	Stl	Pts	Avg
89-90	33	10	682	20.7	107	231	.463	0	2	.000	41	65	.631	64	95	159	4.8	51	0	50	63	9	32	255	7.7
90-91	34	21	867	25.5	114	289	.394	0	1	.000	31	61	.508	70	121	191	5.6	71	1	72	67	12	28	259	7.6
91-92	31	15	636	20.5	75	193	.389	0	2	.000	24	33	.727	58	103	161	5.2	40	0	60	35	11	40	174	5.6
92-93	32	32	953	29.8	196	419	.468	1	4	.250	54	87	.621	111	189	300	9.4	54	0	82	52	9	65	447	14.0
<b>TOTAL</b>	<b>130</b>	<b>78</b>	<b>3138</b>	<b>24.1</b>	<b>492</b>	<b>1132</b>	<b>.435</b>	<b>1</b>	<b>9</b>	<b>.111</b>	<b>150</b>	<b>246</b>	<b>.610</b>	<b>303</b>	<b>508</b>	<b>811</b>	<b>6.2</b>	<b>216</b>	<b>1</b>	<b>264</b>	<b>217</b>	<b>41</b>	<b>165</b>	<b>1135</b>	<b>8.7</b>

**33.**

**#44 LEA HENRY » 1,128 CAREER POINTS**  
5'4" » GUARD » DAMASCUS, GEORGIA

Year	GP	GS	Min	Avg	FG	FGA	Pct	3FG	3FGA	Pct	FT	FTA	Pct	Off	Def	Tot	Avg	PF	FO	Ast	TO	Blk	Stl	Pts	Avg
79-80	38				160	348	.460				8	17	.470			77	2.0	63	0	119	93	3	66	328	8.6
80-81	31	31	1131	36.5	145	282	.514				28	43	.651			67	2.2	62	0	165	69	4	50	318	10.3
81-82	32	25	1005	31.4	106	254	.417				22	39	.564			38	1.2	54	1	158	78	1	40	234	7.3
82-83	33	33	978	29.6	107	229	.467				34	47	.723			63	1.9	76	3	145	77	4	70	248	7.5
<b>TOTAL</b>	<b>134</b>				<b>518</b>	<b>1113</b>	<b>.465</b>				<b>92</b>	<b>146</b>	<b>.630</b>			<b>245</b>	<b>1.8</b>	<b>255</b>	<b>4</b>	<b>587</b>	<b>317</b>	<b>12</b>	<b>226</b>	<b>1128</b>	<b>8.4</b>

**34.**

**#55 PAULA TOWNS » 1,104 CAREER POINTS**  
6'1" » CENTER » FORT VALLEY, GEORGIA

Year	GP	GS	Min	Avg	FG	FGA	Pct	3FG	3FGA	Pct	FT	FTA	Pct	Off	Def	Tot	Avg	PF	FO	Ast	TO	Blk	Stl	Pts	Avg
80-81	24	0	153	6.4	11	32	.344	0	0	.000	18	29	.621	28	31	59	2.5	14	1	3	15	1	6	40	1.7
81-82	31	30	951	30.7	184	321	.573	0	0	.000	73	99	.737	105	141	246	7.9	107	5	9	72	8	48	441	14.2
82-83	28	25	710	25.4	134	256	.523	0	0	.000	44	67	.657	96	109	205	7.3	88	4	4	43	13	32	312	11.1
83-84	33	30	816	24.7	133	262	.508	0	0	.000	45	63	.714	115	127	242	7.3	92	2	6	62	12	26	311	9.4
<b>TOTAL</b>	<b>116</b>	<b>85</b>	<b>2630</b>	<b>22.7</b>	<b>462</b>	<b>871</b>	<b>.530</b>	<b>0</b>	<b>0</b>	<b>.000</b>	<b>180</b>	<b>258</b>	<b>.698</b>	<b>344</b>	<b>408</b>	<b>752</b>	<b>6.5</b>	<b>301</b>	<b>12</b>	<b>22</b>	<b>192</b>	<b>34</b>	<b>112</b>	<b>1104</b>	<b>9.5</b>



**35.****#55 NICKY ANOSIKE » 1,099 CAREER POINTS**  
6'4" » FORWARD/CENTER » STATEN ISLAND, NEW YORK

Year	GP	GS	Min	Avg	FG	FGA	Pct	3FG	3FGA	Pct	FT	FTA	Pct	Off	Def	Tot	Avg	PF	FO	Ast	TO	Blk	Stl	Pts	Avg
04-05	35	25	709	20.3	57	155	.368	0	0.000	119	181	.657	104	110	214	6.1	104	5	50	60	33	48	233	6.7	
05-06	36	34	844	23.4	78	153	.510	0	0.000	99	139	.712	96	98	194	5.4	104	3	55	63	47	51	255	7.1	
06-07	37	36	1001	27.1	100	234	.427	0	0.000	78	130	.600	113	116	229	6.2	104	6	60	72	41	49	278	7.5	
07-08	38	38	954	25.1	124	272	.456	0	0.000	85	136	.625	124	153	277	7.3	99	5	81	70	40	65	333	8.8	
<b>TOTAL</b>	<b>146</b>	<b>133</b>	<b>3508</b>	<b>24.0</b>	<b>359</b>	<b>814</b>	<b>.441</b>	<b>0</b>	<b>0.000</b>	<b>381</b>	<b>586</b>	<b>.650</b>	<b>437</b>	<b>477</b>	<b>914</b>	<b>6.3</b>	<b>411</b>	<b>19</b>	<b>246</b>	<b>265</b>	<b>161</b>	<b>213</b>	<b>1099</b>	<b>7.5</b>	

**36.****#10 TIFFANY WOOSLEY » 1,096 CAREER POINTS**  
5'6" » GUARD » SHELBYVILLE, TENNESSEE

Year	GP	GS	Min	Avg	FG	FGA	Pct	3FG	3FGA	Pct	FT	FTA	Pct	Off	Def	Tot	Avg	PF	FO	Ast	TO	Blk	Stl	Pts	Avg
91-92	31	4	621	20.0	87	205	.424	28	69	.406	73	92	.793	17	48	65	2.1	39	0	57	61	2	24	275	8.9
92-93	32	32	1008	31.5	118	319	.370	46	137	.336	86	104	.827	16	62	78	2.4	61	0	93	81	1	51	368	11.5
93-94	33	29	967	29.3	119	263	.452	46	101	.455	110	125	.880	12	53	65	2.0	52	0	106	87	2	34	394	11.9
94-95	8	5	234	29.3	16	52	.308	12	31	.387	15	27	.556	6	15	21	2.6	11	0	8	16	1	12	59	7.4
<b>TOTAL</b>	<b>104</b>	<b>70</b>	<b>2830</b>	<b>27.2</b>	<b>340</b>	<b>839</b>	<b>.405</b>	<b>132</b>	<b>338</b>	<b>.391</b>	<b>284</b>	<b>348</b>	<b>.816</b>	<b>51</b>	<b>178</b>	<b>229</b>	<b>2.2</b>	<b>163</b>	<b>0</b>	<b>264</b>	<b>245</b>	<b>6</b>	<b>121</b>	<b>1096</b>	<b>10.5</b>

**37.****#1 SIDNEY SPENCER » 1,088 CAREER POINTS**  
6'3" » FORWARD » HOOVER, ALABAMA

Year	GP	GS	Min	Avg	FG	FGA	Pct	3FG	3FGA	Pct	FT	FTA	Pct	Off	Def	Tot	Avg	PF	FO	Ast	TO	Blk	Stl	Pts	Avg
03-04	35	0	589	16.8	68	156	.436	11	38	.289	44	56	.786	49	73	122	3.5	85	1	33	40	8	14	191	5.5
04-05	25	13	469	18.8	47	120	.392	7	20	.350	28	35	.800	43	56	99	4.0	46	2	18	28	16	15	129	5.2
05-06	36	23	915	25.4	124	271	.458	53	122	.434	37	40	.925	52	72	124	3.4	75	2	46	46	10	28	338	9.4
06-07	37	37	1060	28.6	157	373	.421	62	156	.397	54	60	.900	79	77	156	4.2	81	1	39	58	10	40	430	11.6
<b>TOTAL</b>	<b>133</b>	<b>73</b>	<b>3033</b>	<b>22.8</b>	<b>396</b>	<b>920</b>	<b>.430</b>	<b>133</b>	<b>336</b>	<b>.396</b>	<b>163</b>	<b>191</b>	<b>.853</b>	<b>223</b>	<b>278</b>	<b>501</b>	<b>3.8</b>	<b>287</b>	<b>6</b>	<b>136</b>	<b>172</b>	<b>44</b>	<b>97</b>	<b>1088</b>	<b>8.2</b>

**38.****#20 PEGGY EVANS » 1,076 CAREER POINTS**  
6'0" » CENTER » DETROIT, MICHIGAN

Year	GP	GS	Min	Avg	FG	FGA	Pct	3FG	3FGA	Pct	FT	FTA	Pct	Off	Def	Tot	Avg	PF	FO	Ast	TO	Blk	Stl	Pts	Avg
90-91	35	7	696	19.9	117	218	.537	0	0.000	64	86	.744	97	100	197	5.6	91	5	12	61	8	24	298	8.5	
91-92	31	30	808	26.1	186	350	.531	0	0.000	86	150	.573	97	104	201	6.5	80	4	33	58	13	60	458	14.8	
92-93	28	24	694	24.8	137	296	.463	0	1.000	46	72	.639	94	80	174	6.2	72	2	30	57	9	30	320	11.4	
<b>TOTAL</b>	<b>94</b>	<b>61</b>	<b>2198</b>	<b>23.4</b>	<b>440</b>	<b>864</b>	<b>.509</b>	<b>0</b>	<b>1.000</b>	<b>196</b>	<b>308</b>	<b>.636</b>	<b>288</b>	<b>284</b>	<b>572</b>	<b>6.1</b>	<b>243</b>	<b>11</b>	<b>75</b>	<b>176</b>	<b>30</b>	<b>114</b>	<b>1076</b>	<b>11.4</b>	

**39.****#11 CIERRA BURDICK » 1,072 CAREER POINTS**  
6'2" » FORWARD » CHARLOTTE, NORTH CAROLINA

Year	GP	GS	Min	Avg	FG	FGA	Pct	3FG	3FGA	Pct	FT	FTA	Pct	Off	Def	Tot	Avg	PF	FO	Ast	TO	Blk	Stl	Pts	Avg
11-12	36	3	485	13.5	63	136	.463	4	12	.333	35	46	.761	33	68	101	2.8	45	0	34	40	21	10	165	4.6
12-13	27	16	657	24.3	86	190	.453	6	17	.353	49	64	.766	68	111	179	6.6	71	1	41	53	21	23	227	8.4
13-14	35	25	971	27.7	117	298	.393	9	25	.360	63	83	.759	82	174	256	7.3	81	3	70	68	14	22	306	8.7
14-15	34	29	990	29.1	138	316	.437	13	35	.371	85	103	.825	85	173	258	7.6	78	1	91	95	17	38	374	11.0
<b>TOTAL</b>	<b>132</b>	<b>73</b>	<b>3103</b>	<b>23.5</b>	<b>404</b>	<b>940</b>	<b>.430</b>	<b>32</b>	<b>89</b>	<b>.360</b>	<b>232</b>	<b>296</b>	<b>.784</b>	<b>268</b>	<b>526</b>	<b>794</b>	<b>6.0</b>	<b>275</b>	<b>5</b>	<b>236</b>	<b>256</b>	<b>73</b>	<b>93</b>	<b>1072</b>	<b>8.1</b>

**40.****#20 ISABELLE HARRISON » 1,071 CAREER POINTS**  
6'3" » CENTER » NASHVILLE, TENNESSEE

Year	GP	GS	Min	Avg	FG	FGA	Pct	3FG	3FGA	Pct	FT	FTA	Pct	Off	Def	Tot	Avg	PF	FO	Ast	TO	Blk	Stl	Pts	Avg
11-12	31	0	259	8.4	33	90	.367	0	1.000	36	58	.621	38	45	83	2.7	40	1	3	23	17	7	102	3.3	
12-13	25	17	519	20.8	97	200	.485	0	0.000	44	63	.698	60	128	188	7.5	52	0	23	68	52	26	238	9.5	
13-14	35	34	806	23.0	183	317	.577	0	0.000	109	163	.669	109	217	326	9.3	94	2	35	96	36	33	475	13.6	
14-15	21	17	473	22.5	99	210	.471	0	0.000	58	90	.644	58	123	181	8.6	47	1	15	54	26	13	256	12.2	
<b>TOTAL</b>	<b>112</b>	<b>68</b>	<b>2057</b>	<b>18.4</b>	<b>412</b>	<b>817</b>	<b>.504</b>	<b>0</b>	<b>1.000</b>	<b>247</b>	<b>374</b>	<b>.660</b>	<b>265</b>	<b>513</b>	<b>778</b>	<b>6.9</b>	<b>233</b>	<b>4</b>	<b>76</b>	<b>241</b>	<b>131</b>	<b>79</b>	<b>1071</b>	<b>9.6</b>	

**41.****#13 TABER SPANI » 1,053 CAREER POINTS**  
6'1" » GUARD/FORWARD » LEE'S SUMMIT, MISSOURI

Year	GP	GS	Min	Avg	FG	FGA	Pct	3FG	3FGA	Pct	FT	FTA	Pct	Off	Def	Tot	Avg	PF	FO	Ast	TO	Blk	Stl	Pts	Avg
09-10	33	16	635	19.2	69	167	.413	26	71	.366	28	37	.757	41	49	90	2.7	40	0	43	41	8	11	192	5.8
10-11	37	26	842	22.8	108	250	.432	35	95	.368	44	55	.800	51	102	153	4.1	44	0	51	51	8	17	295	8.0
11-12	27	15	562	20.8	61	164	.372	34	85	.400	23	30	.767	25	44	69	2.6	21	0	34	39	6	11	179	6.6
12-13	35	26	971	27.7	137	307	.446	48	130	.369	65	76	.855	49	108	157	4.5	47	0	41	46	12	20	387	11.1
<b>TOTAL</b>	<b>132</b>	<b>83</b>	<b>3010</b>	<b>22.8</b>	<b>375</b>	<b>888</b>	<b>.422</b>	<b>143</b>	<b>381</b>	<b>.375</b>	<b>160</b>	<b>198</b>	<b>.808</b>	<b>166</b>	<b>303</b>	<b>469</b>	<b>3.6</b>	<b>152</b>	<b>0</b>	<b>169</b>	<b>177</b>	<b>34</b>	<b>59</b>	<b>1053</b>	<b>8.0</b>

GENERAL

STAFF

PLAYERS

REVIEW

HISTORY

FACILITIES

NCAA

SEC

RECORDS

MEDIA INFO





42.

**#3 MICHELLE MARCINIAK** » 1,004 POINTS AT UT *(overall total of 1,385/transfer from Notre Dame)*  
5'9" » GUARD » MACUNGIE, PENNSYLVANIA

Year	GP	GS	Min	Avg	FG	FGA	Pct	3FG	3FGA	Pct	FT	FTA	Pct	Off	Def	Tot	Avg	PF	FO	Ast	TO	Blk	Stl	Pts	Avg
92-93 (ND)	31	16	814	26.3	142	357	.398	12	60	.200	85	110	.773	40	66	106	3.4	86	2	85	134	10	63	381	12.3
93-94 (UT)	32	4	567	17.7	66	163	.405	22	67	.328	44	64	.688	18	41	59	1.8	57	0	93	73	5	50	198	6.2
94-95 (UT)	36	36	1050	29.2	131	295	.444	31	102	.304	97	133	.729	24	74	98	2.7	77	2	204	132	4	83	390	10.8
95-96 (UT)	36	36	1123	31.2	151	344	.439	13	64	.203	101	127	.795	23	85	108	3.0	70	2	152	101	11	101	416	11.6
<b>TOTAL</b>	<b>135</b>	<b>92</b>	<b>3554</b>	<b>26.3</b>	<b>490</b>	<b>1159</b>	<b>.423</b>	<b>78</b>	<b>293</b>	<b>.266</b>	<b>327</b>	<b>434</b>	<b>.753</b>	<b>105</b>	<b>266</b>	<b>371</b>	<b>2.7</b>	<b>290</b>	<b>6</b>	<b>534</b>	<b>440</b>	<b>30</b>	<b>297</b>	<b>1385</b>	<b>10.3</b>

**SPECIAL CONSIDERATION**

Senior transfer All-Americans and Olympians Patricia Roberts and Jill Rankin played for the Lady Vols during their senior year only. Diamond DeShields has played one season at Tennessee after spending her freshman year at North Carolina. Though they didn't or haven't become 1,000-point scorers at UT, their career marks are some of the nation's all-time bests.

**#44 PATRICIA ROBERTS** » 2,447 CAREER POINTS  
6'1" » CENTER » MONROE, GEORGIA » 987 POINTS AT UT/2,457 CAREER

Year	GP	GS	Min	Avg	FG	FGA	Pct	3FG	3FGA	Pct	FT	FTA	Pct	Off	Def	Tot	Avg	PF	FO	Ast	TO	Blk	Stl	Pts	Avg
73-74 (Emporia State)	22																							373	17.0
74-75 (Emporia State)	21				192	309	.621				55	84	.655			259	12.3							439	20.9
75-76 (Emporia State)	24				305	474	.643				48	89	.652			305	12.7							658	27.4
76-77 (UT)	33				428	662	.646				131	175	.748			467	14.2	97	4	54				987	29.9
<b>TOTAL</b>	<b>100</b>				<b>925</b>	<b>1445</b>	<b>.640</b>				<b>234</b>	<b>348</b>	<b>.672</b>			<b>1031</b>	<b>13.1</b>							<b>2447</b>	<b>24.5</b>

**#13 JILL RANKIN** » 2,851 CAREER POINTS  
6'3" » CENTER » PHILLIPS, TEXAS » 730 POINTS AT UT/2,851 CAREER

Year	GP	GS	Min	Avg	FG	FGA	Pct	3FG	3FGA	Pct	FT	FTA	Pct	Off	Def	Tot	Avg	PF	FO	Ast	TO	Blk	Stl	Pts	Avg
76-77 (Wayland Baptist)	36				218	368	.592				91	131	.695			257	7.0							527	14.6
77-78 (Wayland Baptist)	38				259	426	.607				76	121	.628			262	6.9							594	15.6
78-79 (Wayland Baptist)	34				410	698	.587				180	234	.769			305	9.0							1000	29.4
79-80 (UT)	38				296	536	.552				138	172	.802			277	7.3	112	2					730	19.2
<b>TOTAL</b>	<b>146</b>				<b>1183</b>	<b>2028</b>	<b>.583</b>				<b>485</b>	<b>658</b>	<b>.737</b>			<b>1101</b>	<b>7.5</b>							<b>2851</b>	<b>19.5</b>

**#11 DIAMOND DESHIELDS** » 1,162 CAREER POINTS  
6'1" » GUARD » NORCROSS, GEORGIA » 514 POINTS AT UT/1,162 CAREER

Year	GP	GS	Min	Avg	FG	FGA	Pct	3FG	3FGA	Pct	FT	FTA	Pct	Off	Def	Tot	Avg	PF	FO	Ast	TO	Blk	Stl	Pts	Avg
13-14 (North Carolina)	36	32	1003	27.9	248	582	.426	48	172	.279	104	134	.776	41	153	194	5.4	88	5	92	122	10	61	648	18.0
15-16 (UT)	36	20	965	26.8	195	499	.391	36	145	.248	88	115	.765	50	136	186	5.2	91	2	82	115	29	58	514	14.3
<b>TOTAL</b>	<b>72</b>	<b>52</b>	<b>1968</b>	<b>27.3</b>	<b>443</b>	<b>1081</b>	<b>0.410</b>	<b>84</b>	<b>3170</b>	<b>0.265</b>	<b>192</b>	<b>2490</b>	<b>0.771</b>	<b>91</b>	<b>289</b>	<b>380</b>	<b>5.3</b>	<b>179</b>	<b>7</b>	<b>174</b>	<b>237</b>	<b>39</b>	<b>119</b>	<b>1162</b>	<b>16.1</b>



# GREAT LADY VOL REBOUNDERS

## ■ 1,000 CAREER REBOUNDS

### 1. CHAMIQUE HOLDSCLAW

1,295 CAREER REBOUNDS  
(1995-99) » 6-2 » F

YEAR	RBS-AVG
95-96	326-9.1
96-97	367-9.4
97-98	328-8.4
98-99	274-8.1
<b>TOTAL</b>	<b>1295-8.8</b>

### 2. GLORY JOHNSON

1,218 CAREER REBOUNDS  
(2008-12) » 6-3 » F

YEAR	RBS-AVG
08-09	236-7.2
09-10	268-7.7
10-11	359-9.7
11-12	355-9.9
<b>TOTAL</b>	<b>1218-8.6</b>

### 3. BASHAARA GRAVES

1,044 CAREER REBOUNDS  
(2012-16) » 6-2 » F

YEAR	RBS-AVG
12-13	281-8.0
13-14	238-6.8
14-15	252-7.0
15-16	273-8.3
<b>TOTAL</b>	<b>1044-7.5</b>

### 4. SHEILA FROST

1,043 CAREER REBOUNDS  
(1985-89) » 6-4 » C

YEAR	RBS-AVG
85-86	309-9.4
86-87	216-6.4
87-88	269-7.9
88-89	249-6.7
<b>TOTAL</b>	<b>1043-7.6</b>

### 5. TAMIKA CATCHINGS

1,004 CAREER REBOUNDS  
(1997-01) » 6-1 » F

YEAR	RBS-AVG
97-98	313-8.0
99-99	249-7.3
99-00	292-7.9
00-01	150-8.8
<b>TOTAL</b>	<b>1004-7.9</b>

## ■ 900 CAREER REBOUNDS

### 6. MARY OSTROWSKI

994 CAREER REBOUNDS  
(1980-84) » 6-2 » F/C

YEAR	RBS-AVG
80-81	203-7.0
81-82	273-8.5
82-83	250-7.6
83-84	268-8.6
<b>TOTAL</b>	<b>994-8.0</b>

### 7. CANDACE PARKER

972 CAREER REBOUNDS  
(2005-08) » 6-4 » G/F/C

YEAR	RBS-AVG
05-06	298-8.3
06-07	352-9.8
07-08	322-8.5
<b>TOTAL</b>	<b>972-8.8</b>

### 8. DEBBIE GROOVER

957 REBOUNDS  
(1977-81) » 6-0 » C

YEAR	RBS-AVG
77-78	173-5.6
78-79	338-8.7
79-80	268-7.1
80-81	178-5.7
<b>TOTAL</b>	<b>957-6.9</b>

### 9. SHYRA ELY

940 REBOUNDS  
(2001-05) » 6-2 » F

YEAR	RBS-AVG
01-02	177-5.4
02-03	238-6.6
03-04	279-8.0
04-05	246-7.0
<b>TOTAL</b>	<b>940-6.8</b>

### 10. BRIDGETTE GORDON

915 REBOUNDS  
(1985-89) » 6-0 » F

YEAR	RBS-AVG
85-86	208-6.1
86-87	232-6.8
87-88	224-6.8
88-89	251-7.0
<b>TOTAL</b>	<b>915-6.7</b>

### 11. NICKY ANOSIKE

914 REBOUNDS  
(2004-08) » 6-4 » F/C

YEAR	RBS-AVG
04-05	214-6.1
05-06	194-5.4
06-07	229-6.2
07-08	277-7.3
<b>TOTAL</b>	<b>914-6.3</b>

### 12. SHEKINNA STRICKLEN

905 REBOUNDS  
(2008-12) » 6-2 » G/F

YEAR	RBS-AVG
08-09	190-5.9
09-10	213-6.1
10-11	270-7.3
11-12	232-6.6
<b>TOTAL</b>	<b>905-6.5</b>

## ■ 800 CAREER REBOUNDS

### 13. MICHELLE SNOW

888 REBOUNDS  
(1998-02) » 6-5 » C

YEAR	RBS-AVG
98-99	218-6.4
99-00	232-6.3
00-01	224-6.8
01-02	214-6.5
<b>TOTAL</b>	<b>888-6.5</b>

### 14. DANA JOHNSON

884 REBOUNDS  
(1991-95) » 6-2 » C

YEAR	RBS-AVG
91-92	172-5.5
92-93	182-5.7
93-94	241-7.3
94-95	289-7.8
<b>TOTAL</b>	<b>884-6.6</b>

### 15. DAEDRA CHARLES

858 REBOUNDS  
(1988-91) » 6-3 » C

YEAR	RBS-AVG
88-89	249-6.7
89-90	287-8.7
90-91	322-9.2
<b>TOTAL</b>	<b>858-8.2</b>

### 16. PASHEN THOMPSON

816 REBOUNDS  
(1993-97) » 6-1 » C

YEAR	RBS-AVG
93-94	185-5.6
94-95	131-5.5
95-96	253-7.2
97-98	247-6.5
<b>TOTAL</b>	<b>816-6.3</b>

### 17. LISA HARRISON

811 REBOUNDS  
(1989-93) » 6-0 » F

YEAR	RBS-AVG
89-90	159-4.8
90-91	191-5.6
91-92	161-5.2
92-93	300-9.4
<b>TOTAL</b>	<b>811-6.2</b>

GENERAL

STAFF

PLAYERS

REVIEW

HISTORY

FACILITIES

NCAA

SEC

RECORDS

MEDIA INFO





# TENNESSEE INDIVIDUAL & TEAM RECORDS

## INDIVIDUAL RECORDS

### SINGLE GAME

<b>Points</b>	51, Patricia Roberts vs. Kentucky (11/13/76)
<b>Field Goals</b>	24, Patricia Roberts vs. Kentucky (11/13/76)
<b>Field Goal Attempts</b>	31, Patricia Roberts vs. Kentucky (11/13/76)
<b>Field Goal Percentage</b>	1.000 (14-14) Gwen Jackson vs. Puerto Rico-Mayaguez (11/29/02)
<b>3-Point Field Goals</b>	8, Ariel Massengale vs. Vanderbilt (3/1/15) 8, Meighan Simmons vs. Lamar (12/1/10) & vs. Virginia (11/28/13)
<b>3-Point Field Goal Attempts</b>	17, Meighan Simmons vs. Virginia (11/28/13)
<b>3-Point Field Goal Percentage</b>	1.000 (6-6), Tasha Butts vs. Vanderbilt (2/15/04) Kara Lawson vs. Vanderbilt (2/27/03)
<b>Free Throws</b>	17, Candace Parker vs. Middle Tennessee (12/13/07) Bridgette Gordon vs. Long Beach State (3/25/89)
<b>Free Throw Attempts</b>	21, Candace Parker vs. Middle Tennessee (12/13/07)
<b>Free Throw Percentage</b>	1.000 (13-13), Gail Dobson vs. Union (3/1/75)
<b>Rebounds</b>	24, Patricia Roberts vs. Anderson (2/19/77)
<b>Assists</b>	18, Dawn Marsh vs. Georgia (3/6/88)
<b>Blocks</b>	12, Kelley Cain vs. LSU (2/22/10)
<b>Steals</b>	11, Michelle Marciniak vs. Kentucky (1/14/96)
<b>Dunks</b>	2, Candace Parker vs. Army (3/19/06)
<b>Triple-Doubles</b>	1, Shekinna Stricklen vs. Oklahoma (1/3/10; 17 pts, 13 rebs, 12 asts) Shelia Collins at Florida State (2/8/85; 18 pts, 10 rebs, 10 stls)

### SEASON

<b>Points</b>	987, Patricia Roberts (1976-77)
<b>Scoring Average</b>	29.9, Patricia Roberts (1976-77)
<b>Field Goals</b>	428, Patricia Roberts (1976-77)
<b>Field Goal Attempts</b>	693, Cindy Brogdon (1978-79)
<b>Field Goal Percentage</b>	67.9, Cindy Noble (1979-80)
<b>3-Point Field Goals</b>	103, Shanna Zolman (2005-06)
<b>3-Point Field Goal Attempts</b>	239, Angie Bjorklund (2009-10)
<b>3-Point Field Goal Percentage</b>	.490 (25-51), Dena Head (1990-91)
<b>Free Throws</b>	201, Candace Parker (2007-08)
<b>Free Throw Attempts</b>	288, Candace Parker (2007-08)
<b>Free Throw Percentage</b>	.957 (88-92), Shanna Zolman (2003-04)
<b>Consecutive Free Throws</b>	45, Shanna Zolman (1/29/04-12/12/04) 45, Tiffany Woosley (12/21/92-2/6/93)
<b>Rebounds</b>	467, Patricia Roberts (1976-77)
<b>Rebound Average</b>	14.2, Patricia Roberts (1976-77)
<b>Assists</b>	243, Dawn Marsh (1987-88)
<b>Assist Average</b>	7.1, Dawn Marsh (1987-88)
<b>Blocks</b>	113, Kelley Cain (2009-10)
<b>Steals</b>	141, Holly Warlick (1978-79)
<b>Dunks</b>	4, Candace Parker (2006-07)
<b>Double-Doubles</b>	21, Candace Parker (2006-07)
<b>Triple-Doubles</b>	1, Shekinna Stricklen (2009-10) Shelia Collins (1984-85)

### CAREER

<b>Points</b>	3,025, Chamique Holdsclaw (1995-99)
<b>Scoring Average</b>	29.9, Patricia Roberts (1976-77)
<b>Field Goals</b>	1,233, Chamique Holdsclaw (1995-99)
<b>Field Goal Attempts</b>	2,419, Chamique Holdsclaw (1995-99)
<b>Field Goal Percentage</b>	.647, Patricia Roberts (1976-77)
<b>3-Point Field Goals</b>	305, Angie Bjorklund (2007-11)
<b>3-Point Field Goal Attempts</b>	740, Meighan Simmons (2010-14)
<b>3-Point Field Goal Percentage</b>	.425, Shanna Zolman (2002-06)
<b>Free Throws</b>	526, Candace Parker (2005-08)
<b>Free Throw Attempts</b>	796, Glory Johnson (2008-12)
<b>Free Throw Percentage</b>	.916, Shanna Zolman (2002-06)
<b>Rebounds</b>	1,295, Chamique Holdsclaw (1995-99)
<b>Assists</b>	755, Dawn Marsh (1984-88)
<b>Blocks</b>	275, Candace Parker (2005-08)
<b>Steals</b>	373, Alexis Hornbuckle (2004-08)
<b>Dunks</b>	7, Candace Parker (2005-08)
<b>Double-Doubles</b>	57, Chamique Holdsclaw (1995-99)
<b>Triple-Doubles</b>	1, Shekinna Stricklen (2009-10) Shelia Collins (1984-85)

## TEAM RECORDS

### SINGLE GAME

<b>Points</b>	136 vs. Puerto Rico-Mayaguez (11/29/02)
<b>Field Goals</b>	58 vs. Hawaii Pacific (12/20/85)
<b>Field Goal Attempts</b>	98 vs. Youngstown State (2/9/93)
<b>Field Goal Percentage</b>	.721 vs. Old Dominion (1/4/89)
<b>3-Point Field Goals</b>	16 vs. Kentucky (3/6/11)
<b>3-Point Field Goal Attempts</b>	36 vs. Lamar (12/1/10)
<b>3-Point Field Goal Percentage</b>	.875 (7-8) vs. Notre Dame (1/7/94)
<b>Free Throws</b>	40 vs. Florida (2/3/05)

<b>Free Throw Attempts</b>	53 vs. Long Beach State (12/3/88)
<b>Free Throw Percentage</b>	1.000 (18-18) vs. Alabama (2/19/15)
<b>Rebounds</b>	76 vs. Tennessee State (2/27/88)
<b>Offensive Rebounds</b>	44 vs. Youngstown State (2/9/93)
<b>Defensive Rebounds</b>	46 vs. Stetson (3/19/11) 46 vs. Tennessee State (2/17/86)
<b>Assists</b>	41 vs. Hawaii Pacific (12/20/85)
<b>Blocks</b>	15 vs. Kentucky (2/25/10)
<b>Steals</b>	38 vs. Hawaii Pacific (12/20/85)
<b>Fouls</b>	33 vs. Middle Tennessee (11/8/13)
<b>Turnovers</b>	32 vs. Texas (12/11/84)
<b>Fewest Points</b>	44 vs. Notre Dame (1/23/12)
<b>Fewest Field Goals</b>	13 vs. Rutgers (3/29/05)
<b>Fewest Field Goal Attempts</b>	40 vs. Georgia (2/27/82)
<b>Fewest Free Throws</b>	0 vs. Maryland (3/30/15)
<b>Fewest Free Throw Attempts</b>	1 vs. Maryland (3/30/15)

### SEASON

<b>Points</b>	3,464 in 1997-98
<b>Scoring Average</b>	88.9 in 1987-88
<b>Field Goals</b>	1,292 in 1978-79
<b>Field Goal Percentage</b>	.517 in 1982-83
<b>3-Point Field Goals</b>	242 in 2010-11
<b>3-Point Field Goal Percentage</b>	.401 in 1990-91
<b>Free Throws</b>	782 in 1997-98
<b>Free Throw Percentage</b>	.759 in 2012-13
<b>Rebounds</b>	1,811 in 1978-79
<b>Rebound Average</b>	46.9 in 1992-93
<b>Assists</b>	715 in 1979-80
<b>Steals</b>	567 in 1997-98
<b>Blocks</b>	238 in 1997-98
<b>Personal Fouls</b>	745 in 1986-87
<b>Turnovers</b>	709 in 1996-97
<b>Wins/Consecutive Wins</b>	39 (1997-98)/46(1997-98)
<b>Losses/Consecutive Losses</b>	14 (2015-16)/3 (1985-86)
<b>Lowest Scoring Avg. Allowed</b>	55.5 in 2006-07

Note — All records are since the 1974-75 season

## SEASON HIGHS & LOWS

<b>MOST WINS</b>	39 (39-0), 1997-98
<b>FEWEST</b>	16 (16-8) 1974-75, (16-11), 1975-76
<b>MOST POINTS</b>	3,464, 1997-98
<b>FEWEST</b>	2,233, 1984-85
<b>BEST WON-LOST PERCENTAGE</b>	1.000 % (39-0), 1997-98
<b>WORST</b>	.592 (16-11), 1974-75
<b>MOST CONSECUTIVE WINS</b>	39, 1997-98
<b>MOST POINTS ALLOWED</b>	2,566, 1996-97
<b>FEWEST</b>	1,994, 1980-81
<b>HIGH SCORING AVERAGE</b>	88.9, 1987-88
<b>LOWEST</b>	65.6, 2015-16
<b>BEST DEFENSIVE AVERAGE</b>	55.5, 2006-07
<b>WORST</b>	68.2, 1981-82
<b>MOST GAMES PLAYED</b>	39, 1978-79, 1996-97, 1997-98
<b>FEWEST</b>	24, 1974-75
<b>MOST FG MADE</b>	1,292, 1978-79
<b>FEWEST</b>	837, 2008-09
<b>MOST FG ATTEMPTED</b>	2,679, 1997-98
<b>FEWEST</b>	1,859, 1980-81
<b>BEST FG PERCENTAGE</b>	51.7, 1982-83
<b>LOWEST</b>	40.8, 2015-16
<b>MOST 3FG MADE</b>	242, 2010-11
<b>FEWEST</b>	6, 1988-89
<b>MOST 3FG ATTEMPTED</b>	647, 2007-08
<b>FEWEST</b>	26, 1988-89
<b>BEST 3FG PERCENTAGE</b>	.401, 1990-91
<b>LOWEST</b>	.231, 1988-89
<b>MOST FT MADE</b>	782, 1997-98
<b>FEWEST</b>	368, 1976-77
<b>MOST FT ATTEMPTED</b>	1,110, 1997-98
<b>FEWEST</b>	556, 1976-77
<b>BEST FT PERCENTAGE</b>	.759, 2012-13
<b>LOWEST</b>	.627, 1985-86
<b>MOST REBOUNDS</b>	1,811, 1978-79
<b>FEWEST</b>	1,233, 1977-78
<b>BEST REBOUND AVERAGE</b>	46.9, 1992-93
<b>LOWEST</b>	38.4, 2006-07
<b>MOST ASSISTS</b>	715, 1979-80
<b>FEWEST</b>	413, 1992-93
<b>MOST BLOCKS</b>	228, 1997-98
<b>FEWEST</b>	73, 1978-79
<b>MOST STEALS</b>	567, 1978-79, 1997-98
<b>FEWEST</b>	239, 2009-10



# OPPONENT RECORDS

## INDIVIDUAL RECORDS

### SINGLE GAME

Points	45, Clarissa Davis, Texas at Knoxville, (12/9/87) Peggy Gillom, Ole Miss at Knoxville, (2/4/78)
Field Goals	21, Peggy Gillom, Ole Miss at Knoxville, (2/4/78)
Field Goals Att.	42, Kim Williams, DePaul at Knoxville, (1/28/97)
Field Goal Pct.	1.000 (10-10), Misty Lamb, Vanderbilt at Knoxville, (2/22/90)
3-Point Field Goals	9, Molly Goodenbour, Stanford at Knoxville, (12/21/92)
3-Point Field Goals Attempted	23, Sheila Ethridge, Louisiana Tech at Ruston, La., (2/5/91)
3-Point Field Goal Percentage	1.000 (5-5), (tied) most recently Jillian Danker, Vanderbilt at Knoxville, (2/22/01)
Free Throws	15, (two tied) most recently Chantelle Anderson, Vanderbilt at Knoxville, (2/27/03)
Free Throws Attempted	18, Sha Brooks, Florida at Gainesville, (2/8/09)
Free Throw Percentage	1.000 (15-15), Melissa King, Santa Clara at Santa Clara, Calif., (12/16/91)
Rebounds	21, Linda Street, Memphis State at Martin, Tenn., (3/3/78)
Assists	14, Cathy Bender, Vanderbilt at Lexington, Ky., (2/26/82)
Blocks	11, Anne Donovan, Old Dominion at Knoxville, (2/14/82)
Steals	8, Lindsey Harding, Duke at Durham, N.C. (1/23/06) 8, Ticha Penicheiro, Old Dominion at Cincinnati, Ohio, (3/30/97) 8, Kim Williams, DePaul at Knoxville, (1/28/97) 8, Tamicha Jackson, Louisiana Tech at Knoxville, (11/14/99) 8 Lauren Simms, South Carolina at Columbia, S.C., (1/15/04)

## TEAM RECORDS

### SINGLE GAME

Points	102, Auburn at Albany, Ga. (3/6/87) and Louisiana Tech at Greensboro, N.C., (3/23/79)
Field Goals	44, Louisiana Tech at Greensboro, N.C., (3/23/79)
Field Goal Attempts	96, Kentucky at Knoxville, (1/28/78)
Field Goal Percentage	.709 (44-62) Louisiana Tech at Greensboro, N.C., (3/23/79)
3-Point Field Goals	14, Syracuse at Sioux Falls, S.D., (3/27/06)
3-Point Field Goal Attempts	36, Missouri at Knoxville, (1/10/13)
3-Point Field Goal Pct.	.833 (5-6), Rutgers at Piscataway, N.J., (1/17/94)
Free Throws	31, (tied three times) most recently Oklahoma at Knoxville, (11/10/02)
Free Throw Attempts	45, Oklahoma at Knoxville, (11/10/02)
Free Throw Pct.	1.000 (20-20) Louisiana State at Knoxville, (2/13/88)
Rebounds	57, North Carolina at Knoxville, (12/2/07)
Assists	29, Louisiana Tech at Greensboro, N.C., (3/23/79)
Turnovers	50, Hawaii Pacific at Honolulu, Hawaii, (12/20/85)
Blocks	13, Baylor at Memphis, Tenn, (3/27/10)
Steals	20, Florida at Knoxville, Tenn. (2/26/06) 20, Georgia at Athens, Ga., (2/19/84)

## TENNESSEE IN OVERTIME GAMES

**All Games (48):** 30-18 (.625)    **Regular Season (40):** 24-16 (.600)    **SEC Tournament (2):** 1-1 (1.000)    **NCAA Tournament (6):** 5-1 (.833)  
**H:** (6-5), **A:** (13-9), **N:** (11-4)    **H:** (5-5), **A:** (13-9), **N:** (6-2)    **H:** (0-0), **A:** (0-0), **N:** (1-1)    **H:** (1-0), **A:** (0-0), **N:** (4-1)

Tenn. Tech 89, Tennessee 84	H	2/6/76	Tennessee 68, Texas 65	H	12/21/96
UNC Greensboro 81, Tennessee 79	N	2/13/76	Tennessee 92, Vanderbilt 79	A	1/19/97
Tennessee 71, Memphis St 69	N	3/6/76	# Tennessee 100, LSU 99	N	3/1/97
Tennessee 82, Tenn. Tech 81	A	1/18/78	Connecticut 63, Tennessee 62	A	1/4/03
Tennessee 92, Kentucky 90	A	1/28/78	Tennessee 70, Stanford 66	A	12/14/03
LSU 85, Tennessee 80	A	1/24/79	Tennessee 96, DePaul 89	A	12/17/03
Tennessee 91, Kentucky 83	A	2/2/80	Tennessee 68, Auburn 61	H	2/1/04
Tennessee 73, Georgia 68	N	12/17/80	# Georgia 68, Tennessee 66	N	3/6/04
Tennessee 93, Maryland 91	A	1/15/81	Tennessee 91, Florida 82	H	2/3/05
Ohio State 83, Tennessee 82	N	12/17/81(20T)	Florida 95, Tennessee 93	H	2/26/06
\$ Tennessee 91, So. Cal 90	H	3/21/82	Tennessee 75, Arkansas 68	A	2/22/07
Old Dominion 78, Tennessee 72	H	11/30/82	Stanford 73, Tennessee 69	A	12/22/07
\$ Tennessee 90, Mississippi 83	N	3/25/83(30T)	Tennessee 79, Stanford 69	H	12/21/08
Kentucky 76, Tennessee 72	H	1/23/85	Tennessee 82, Stanford 72	H	12/19/10
Tennessee 62, La. Tech 61	N	11/27/88	Virginia 69, Tennessee 64	A	11/20/11
\$ Virginia 79, Tennessee 75	N	3/24/90	Arkansas 72, Tennessee 71	H	2/23/12
Tennessee 71, Florida 70	A	1/16/91	Tennessee 88, Mid. Tennessee 81	H	11/28/12
\$ Tennessee 70, Virginia 67	N	3/31/91	Tennessee 78, Florida 75	A	1/13/13
Stanford 96, Tennessee 95	A	12/14/91	\$ Tennessee 73, Gonzaga 69	N	3/28/15
Mississippi 80, Tennessee 78	A	1/18/92	Mississippi St. 65, Tennessee 63	A	1/28/16
Tennessee 74, Stanford 73	N	12/6/92	Texas A&M 76, Tennessee 71	A	2/7/16
Tennessee 86, Colorado 82	H	12/20/93			
Tennessee 95, Kentucky 89	A	2/18/94			
Tennessee 79, S. Carolina 73	A	2/15/96			
Tennessee 72, Auburn 67	H	2/18/96			
\$ Tennessee 88, Connecticut 83	N	3/29/96			
Georgia 94, Tennessee 93	H	12/8/96			

\$ - NCAA Tournament game

# - SEC Tournament game



Cierra Burdick scored 22 points and had 15 rebounds to lead Tennessee on a 17-point comeback over Gonzaga to win 73-69 in overtime in the Sweet 16 of the 2015 NCAA Tournament.

GENERAL

STAFF

PLAYERS

REVIEW

HISTORY

FACILITIES

NCAA

SEC

RECORDS

MEDIA INFO





# SCORING RECORDS

## TEAM RECORDS

### MOST POINTS SCORED

<b>Game:</b>	136	at Puerto Rico-Mayaguez	11/29/02
<b>Season:</b>	3,464	1997-98	39 games

### HIGHEST SCORING AVERAGE

<b>Season:</b>	88.9	1987-88	3,021 in 34 games
----------------	------	---------	-------------------

## INDIVIDUAL RECORDS

### MOST POINTS SCORED

<b>Game:</b>	51	Patricia Roberts	vs. Kentucky	11/13/76
<b>Season:</b>	987	Patricia Roberts	1976-77	33 games
<b>Career:</b>	3,025	Chamique Holdsclaw	1995-99	148 games

### HIGHEST SCORING AVERAGE

<b>Season:</b>	29.9	Patricia Roberts	1976-77	987/33 games
<b>Career:</b>	29.9	Patricia Roberts	1976-77	987/33 games

## CAREER LEADERS

### POINTS SCORED

Pts.	Player	Seasons
1. 3,025	Chamique Holdsclaw	1995-99
2. 2,462	Bridgette Gordon	1985-89
3. 2,137	Candace Parker	2005-08
4. 2,113	Tamika Catchings	1997-01
5. 2,064	Meighan Simmons	2010-14
6. 1,950	Kara Lawson	1999-03
7. 1,915	Semeka Randall	1997-01
8. 1,882	Shekinna Stricklen	2008-12
9. 1,790	Sheila Frost	1985-89
10. 1,771	Tanya Haave	1980-84

### POINTS PER GAME

PPG	Player	Seasons
1. 29.9	Patricia Roberts	1976-77
2. 20.8	Cindy Brogdon	1977-79
3. 20.4	Chamique Holdsclaw	1995-99
4. 19.4	Candace Parker	2005-08
5. 19.2	Jill Rankin	1979-80
6. 18.0	Bridgette Gordon	1985-89
7. 16.6	Tamika Catchings	1997-01
8. 15.2	Cindy Noble	1978-81
9. 14.4	Meighan Simmons	2010-14
<b>10. 14.3</b>	<b>Diamond DeShields</b>	<b>2015-</b>
11. 14.2	Daedra Charles	1988-91

## SEASON LEADERS

### POINTS SCORED

Pts.	Player	Season
1. 987	Patricia Roberts	1976-77
2. 915	Chamique Holdsclaw	1997-98
3. 809	Candace Parker	2007-08
4. 803	Chamique Holdsclaw	1996-97
5. 784	Cindy Brogdon	1978-79
6. 735	Bridgette Gordon	1988-89
7. 730	Jill Rankin	1979-80
8. 724	Chamique Holdsclaw	1998-99
9. 711	Tamika Catchings	1997-98
10. 706	Candace Parker	2006-07

### BY CLASS

<b>Freshman:</b>	711	Tamika Catchings	1997-98
<b>Sophomore:</b>	803	Chamique Holdsclaw	1996-97
<b>Junior:</b>	915	Chamique Holdsclaw	1997-98
<b>Senior:</b>	987	Patricia Roberts	1976-77

## POINTS PER GAME

PPG	Player	Season
1. 29.9	Patricia Roberts	1976-77
2. 23.5	Chamique Holdsclaw	1997-98
3. 21.7	Cindy Brogdon	1977-78
4. 21.3	Candace Parker	2007-08
21.3	Chamique Holdsclaw	1998-99
6. 20.8	Bridgette Gordon	1987-88
7. 20.6	Chamique Holdsclaw	1996-97
8. 20.4	Bridgette Gordon	1988-89
9. 20.1	Cindy Brogdon	1978-79
10. 19.6	Candace Parker	2006-07

## SINGLE GAME LEADERS

Pts.	Player	Date	Opponent
1. 51	Patricia Roberts	11/13/76	Kentucky
2. 43	Tanya Haave	12/11/82	at Stephen F. Austin
43	Patricia Roberts	1/24/77	East Tennessee State
4. 40	Shelia Collins	3/3/85	at Mississippi
40	Patricia Roberts	3/26/77	Immaculata
6. 39	Chamique Holdsclaw	3/15/99	Boston College
39	Chamique Holdsclaw	2/14/98	Auburn
39	Gail Dobson	3/1/75	Union (Tenn.)
9. 38	Tamika Catchings	2/26/99	Florida
38	Patricia Roberts	1/6/77	Marshall

## YEAR-BY-YEAR LEADERS

Year	Leader	G	Pts.-Avg.
1975-76	Sue Thomas	14	250-17.8
1976-77	Patricia Roberts	33	987-29.9
1977-78	Cindy Brogdon	31	674-21.7
1978-79	Cindy Brogdon	39	784-20.1
1979-80	Jill Rankin	38	730-19.2
1980-81	Cindy Noble	31	450-14.5
1981-82	Mary Ostrowski	32	458-14.3
1982-83	Tanya Haave	33	614-18.6
1983-84	Mary Ostrowski	31	493-15.9
1984-85	Shelia Collins	31	563-18.2
1985-86	Bridgette Gordon	34	481-14.1
1986-87	Bridgette Gordon	34	559-16.4
1987-88	Bridgette Gordon	33	687-20.8
1988-89	Bridgette Gordon	36	735-20.4
1989-90	Daedra Charles	33	525-15.9
1990-91	Daedra Charles	35	607-17.3
1991-92	Peggy Evans	31	458-14.8
1992-93	Lisa Harrison	32	447-14.0
1993-94	Nikki McCray	33	537-16.3
1994-95	Dana Johnson	37	577-15.6
1995-96	Chamique Holdsclaw	36	583-16.2
1996-97	Chamique Holdsclaw	39	803-20.6
1997-98	Chamique Holdsclaw	39	915-23.5
1998-99	Chamique Holdsclaw	34	724-21.3
1999-00	Tamika Catchings	37	580-15.7
2000-01	Tamika Catchings	17	259-15.2
2001-02	Kara Lawson	34	512-15.1
2002-03	Gwen Jackson	38	612-16.1
2003-04	Shyra Ely	35	508-14.5
2004-05	Shyra Ely	35	503-14.4
2005-06	Candace Parker	36	622-17.3
2006-07	Candace Parker	36	706-19.6
2007-08	Candace Parker	38	809-21.3
2008-09	Shekinna Stricklen	32	424-13.3
2009-10	Angie Bjorklund	35	487-13.9
2010-11	Meighan Simmons	37	500-13.5
2011-12	Shekinna Stricklen	35	539-15.4
2012-13	Meighan Simmons	35	589-16.8
2013-14	Meighan Simmons	35	577-16.5
2014-15	Isabelle Harrison	21	256-12.2
<b>2015-16</b>	<b>Diamond DeShields</b>	<b>36</b>	<b>514-14.3</b>



# FIELD GOAL RECORDS

## TEAM RECORDS

### MOST FIELD GOALS MADE

<b>Game:</b>	58	at Hawaii Pacific	12/20/85
<b>Season:</b>	1,292	1978-79	39 games

### HIGHEST FIELD GOAL PERCENTAGE

<b>Season:</b>	.517	1982-83	1,051-2,034
----------------	------	---------	-------------

## INDIVIDUAL RECORDS

### MOST FIELD GOALS MADE

<b>Game:</b>	24	Patricia Roberts	vs. Kentucky	11/13/76
<b>Season:</b>	428	Patricia Roberts	1976-77	33 games
<b>Career:</b>	1,233	Chamique Holdsclaw	1995-99	148 games

### HIGHEST FIELD GOALS PERCENTAGE

<b>Season:</b>	.679	Cindy Noble	1979-80	266-392
<b>Career:</b>	.647	Patricia Roberts	1976-77	428-662

## CAREER LEADERS

### FIELD GOALS MADE

FGM	Player	Seasons
1. 1,233	Chamique Holdsclaw	1995-99
2. 1,017	Bridgette Gordon	1985-89
3. 797	Candace Parker	2005-08
4. 760	Tamika Catchings	1997-01
5. 754	Sheila Frost	1985-89
6. 746	Meighan Simmons	2010-14
	Tanya Haave	1980-84
8. 731	Semeka Randall	1997-01
9. 692	Shekinna Stricklen	2008-12
10. 687	Mary Ostrowski	1980-84

### FIELD GOAL PERCENTAGE

FG%	Player	Seasons
1. .647	Patricia Roberts (428-662)	1976-77
2. .625	Cindy Noble (614-982)	1978-81
3. .606	Kelley Cain (343-566)	2008-11
4. .591	Sheila Frost (754-1,276)	1985-89
<b>5. .566 Mercedes Russell (241-426)</b>	<b>2013-</b>	
6. .561	Jerilynn Harper (152-271)	1978-79
7. .553	Michelle Snow (585-1,057)	1998-02
8. .552	Jill Rankin (296-536)	1979-80
9. .552	Daedra Charles (594-1,077)	1988-91
10. .549	Dana Johnson (622-1,132)	1991-95
11. .540	Mary Ostrowski (687-1,272)	1980-84

## SINGLE SEASON LEADERS

### FIELD GOALS MADE

FGM	Player	Season
1. 428	Patricia Roberts	1976-77
2. 370	Chamique Holdsclaw	1997-98
3. 344	Cindy Brogdon	1978-79
4. 332	Chamique Holdsclaw	1996-97
5. 300	Candace Parker	2007-08
	300 Bridgette Gordon	1988-89
7. 296	Jill Rankin	1979-80
8. 294	Chamique Holdsclaw	1998-99
9. 289	Bridgette Gordon	1987-88
10. 286	Cindy Brogdon	1977-78

### BY CLASS

<b>Freshman:</b>	253	Tamika Catchings	1997-98
<b>Sophomore:</b>	332	Chamique Holdsclaw	1996-97
<b>Junior:</b>	370	Chamique Holdsclaw	1997-98
<b>Senior:</b>	428	Patricia Roberts	1976-77

## FIELD GOAL PERCENTAGE (MIN. 250 ATTEMPTS)

FG%	Player	Season
1. .679	Cindy Noble (266-392)	1979-80
2. .647	Patricia Roberts (428-662)	1976-77
3. .615	Sheila Frost (208-338)	1987-88
4. .614	Dana Johnson (215-350)	1994-95
5. .597	Cindy Noble (178-298)	1980-81
6. .590	Sheila Frost (161-273)	1986-87
7. .586	Mary Ostrowski (190-324)	1982-83
8. .582	Cindy Noble (170-292)	1978-79
9. .580	Sheila Frost (181-312)	1985-86
10. .578	Sheila Frost (204-353)	1988-89

## SINGLE GAME LEADERS

### FIELD GOALS MADE

FGM	Player	Date	Opponent
1. 24	Patricia Roberts	11/13/76	Kentucky
2. 19	Patricia Roberts	1/24/77	East Tennessee State
3. 18	Patricia Roberts	3/24/77	vs. Kansas State
	18 Patricia Roberts	1/6/77	Marshall
5. 17	Tanya Haave	12/11/82	at Steven F. Austin
	17 Sue Thomas	1/14/76	at Western Carolina
7. 16	Sheila Frost	1/17/88	Vanderbilt
	16 Tanya Haave	2/9/83	at Kentucky
	16 Patricia Roberts	3/3/77	Middle Tenn. State
	16 Patricia Roberts	1/14/77	at Western Carolina

## YEAR-BY-YEAR LEADERS (BY PCT.)

Year	Leader	G	FGM-FGA	FG%
1975-76	Marcia Garner	12	36-66	.545
1976-77	Patricia Roberts	33	428-662	.646
1977-78	Suzanne Barbre	31	209-414	.504
1978-79	Cindy Noble	34	170-292	.582
1979-80	Cindy Noble	38	266-392	.678
1980-81	Cindy Noble	31	178-298	.597
1981-82	Paula Towns	31	184-321	.573
1982-83	Lynne Collins	30	79-130	.608
1983-84	Mary Ostrowski	31	194-376	.516
1984-85	Lisa Webb	16	79-156	.506
1985-86	Sheila Frost	33	181-312	.580
1986-87	Sheila Frost	34	161-273	.590
1987-88	Sheila Frost	34	208-338	.615
1988-89	Kelli Casteel	31	44-63	.698
1989-90	Daedra Charles	33	212-385	.551
1990-91	Daedra Charles	35	243-434	.560
1991-92	Peggy Evans	31	186-350	.531
1992-93	Dana Johnson	32	143-268	.534
1993-94	Dana Johnson	33	173-317	.546
1994-95	Dana Johnson	37	215-350	.614
1995-96	Pashen Thompson	35	106-201	.527
1996-97	Tiffani Johnson	38	143-269	.532
1997-98	Teresa Geter	39	98-179	.547
1998-99	Michelle Snow	34	117-195	.600
1999-00	Michelle Snow	37	181-326	.555
2000-01	Michelle Snow	33	143-250	.572
2001-02	Michelle Muñoz	27	36-62	.581
2002-03	Courtney McDaniel	36	57-96	.594
2003-04	Ashley Robinson	35	120-247	.486
2004-05	Tye'sha Fluker	33	101-219	.461
2005-06	Sybil Dosty	35	40-65	.615
2006-07	Candace Parker	36	267-505	.529
2007-08	Vicki Baugh	38	79-143	.552
2008-09	Kelley Cain	27	97-157	.618
2009-10	Kelley Cain	33	148-244	.607
2010-11	Kelley Cain	32	98-165	.594
2011-12	Vicki Baugh	35	105-182	.577
2012-13	Bashaara Graves	35	165-316	.522
<b>2013-14</b>	<b>Mercedes Russell</b>	<b>35</b>	<b>93-156</b>	<b>.596</b>
2014-15	Nia Moore	36	75-133	.564
<b>2015-16</b>	<b>Mercedes Russell</b>	<b>36</b>	<b>148-270</b>	<b>.548</b>

GENERAL

STAFF

PLAYERS

REVIEW

HISTORY

FACILITIES

NCAA

SEC

RECORDS

MEDIA INFO





# THREE-POINT FIELD GOAL RECORDS

## TEAM RECORDS

### MOST 3-POINT FIELD GOALS MADE

<b>Game:</b>	16	vs. Kentucky	3/6/11
<b>Season:</b>	242	2010-11	37 games

### HIGHEST 3-POINT FIELD GOAL PERCENTAGE

<b>Season:</b>	.401	1990-91	118-294
----------------	------	---------	---------

## INDIVIDUAL RECORDS

### MOST 3-POINT FIELD GOALS MADE

<b>Game:</b>	8	Ariel Massengale	Vanderbilt	3/1/15
		Meighan Simmons	Virginia	11/28/13
			Lamar	12/1/10
<b>Season:</b>	103	Shanna Zolman	2005-06	102-239
<b>Career:</b>	305	Angie Bjorklund	2007-11	305-738

### HIGHEST 3-POINT FIELD GOAL PERCENTAGE

<b>Season:</b>	.490	Dena Head	1990-91	25-51
<b>Career:</b>	.425	Shanna Zolman	2002-06	266-626

## CAREER LEADERS

### 3-POINT FIELD GOALS MADE

3PM	Player	Seasons
1. 305	Angie Bjorklund	2007-11
2. 266	Shanna Zolman	2002-06
3. 256	Kara Lawson	1999-03
4. 255	Meighan Simmons	2010-14
5. 164	Ariel Massengale	2011-15
6. 163	Shekinna Stricklen	2008-12
7. 161	Brittany Jackson	2001-05
8. 147	Shannon Bobbitt	2006-08
9. 143	Taber Spani	2009-13
10. 133	Sidney Spencer	2003-07

### 3-POINT FIELD GOAL PERCENTAGE

3P%	Player	Seasons
1. .425	Shanna Zolman (266-626)	2002-06
2. .415	Kara Lawson (256-617)	1999-03
3. .413	Angie Bjorklund (305-738)	2007-11
4. .412	April McDivitt (101-245)	1999-02
5. .406	Shannon Bobbitt (147-362)	2006-08
6. .396	Sidney Spencer (133-336)	2003-07
7. .393	Gwen Jackson (55-140)	1999-03
8. .391	Tiffany Woosley (132-338)	1991-95
9. .375	Taber Spani (143-381)	2009-13
10. .364	Kellie Jolly (99-272)	1995-99

## SINGLE SEASON LEADERS

### 3-POINT FIELD GOALS MADE

3PM	Player	Season
1. 103	Shanna Zolman	2005-06
2. 102	Angie Bjorklund	2009-10
3. 79	Kara Lawson	1999-2000
4. 78	Shannon Bobbitt	2007-08
5. 77	Kara Lawson	2002-03
6. 74	Ariel Massengale	2014-15
7. 73	Angie Bjorklund	2010-11
8. 72	Meighan Simmons	2013-14
9. 69	Meighan Simmons	2012-13
69	Shannon Bobbitt	2006-07

## BY CLASS

<b>Freshman:</b>	79	Kara Lawson	1999-00
<b>Sophomore:</b>	62	Angie Bjorklund	2008-09
		Kara Lawson	2000-01
<b>Junior:</b>	102	Angie Bjorklund	2009-10
<b>Senior:</b>	103	Shanna Zolman	2005-06

## 3-POINT FIELD GOAL PERCENTAGE

3P%	Player	Season
1. .490	Dena Head (25-51)	1990-91
2. .455	Tiffany Woosley (46-101)	1993-94
3. .451	Angie Bjorklund (73-162)	2010-11
4. .450	Kara Lawson (77-171)	2002-03
5. .436	Shanna Zolman (68-156)	2004-05
6. .436	Kara Lawson (79-181)	1999-2000
7. .434	Sidney Spencer (53-122)	2005-06
8. .433	Shanna Zolman (103-238)	2005-06
9. .427	Angie Bjorklund (102-239)	2009-10
10. .426	Shanna Zolman (58-136)	2003-04

## SINGLE GAME LEADERS

3PM	Player	Date	Opponent
1. 8	Ariel Massengale	3/1/15	Vanderbilt
8	Meighan Simmons	11/28/13	vs. Virginia
8	Meighan Simmons	12/1/11	Lamar
4. 7	Angie Bjorklund	3/6/11	Kentucky
7	Angie Bjorklund	1/24/08	Arkansas
7	Angie Bjorklund	1/5/08	Notre Dame
7	Angie Bjorklund	12/16/07	Gonzaga
7	Shanna Zolman	2/19/06	at Alabama
9. 6	Ariel Massengale	11/21/14	Winthrop
6	Angie Bjorklund	2/14/10	Florida
6	Angie Bjorklund	1/28/10	Auburn
6	Angie Bjorklund	3/6/09	Florida
6	Angie Bjorklund	12/18/08	at Old Dominion
6	Shannon Bobbitt	11/15/07	Oklahoma
6	Shannon Bobbitt	1/28/07	at Alabama
6	Tasha Butts	2/15/04	at Vanderbilt
6	Kara Lawson	3/08/03	Mississippi State
6	Kara Lawson	2/27/03	Vanderbilt
6	Kara Lawson	1/12/03	Auburn
6	Kara Lawson	12/21/02	at Texas
6	Kara Lawson	1/30/00	Kentucky
6	Abby Conklin	12/18/96	at Texas Tech

## YEAR-BY-YEAR LEADERS (BY PCT.)

Year	Leader	G	3FG%
1988-89	Bridgette Gordon	2-6	.333
1989-90	Jody Adams	27-82	.329
1990-91	Dena Head	25-51	.490
1991-92	Tiffany Woosley	28-69	.406
1992-93	Nikki Caldwell	35-101	.347
1993-94	Tiffany Woosley	46-101	.455
1994-95	Michelle Marciniak	31-102	.304
1995-96	Abby Conklin	38-90	.422
1996-97	Abby Conklin	49-128	.383
1997-98	Kellie Jolly	36-86	.419
1998-99	Kristen Clement	25-65	.385
1999-00	Kara Lawson	79-181	.436
2000-01	Kara Lawson	62-150	.413
2001-02	April McDivitt	29-72	.403
2002-03	Kara Lawson	77-171	.450
2003-04	Shanna Zolman	58-136	.426
2004-05	Shanna Zolman	68-156	.436
2005-06	Sidney Spencer	53-122	.434
2006-07	Shannon Bobbitt	69-167	.413
2007-08	Alexis Hornbuckle	39-92	.424
2008-09	Angie Bjorklund	62-152	.408
2009-10	Angie Bjorklund	102-239	.427
2010-11	Angie Bjorklund	73-162	.451
2011-12	Taber Spani	34-85	.400
2012-13	Taber Spani	48-130	.369
2013-14	Andraya Carter	28-71	.394
2014-15	Ariel Massengale	74-202	.366
<b>2015-16</b>	<b>Kortney Dunbar</b>	<b>25-75</b>	<b>.333</b>



# FREE THROW RECORDS

## TEAM RECORDS

### MOST FREE THROWS MADE

<b>Game:</b>	40	at Florida	2/3/05
<b>Season:</b>	782	1997-98	32 games

### HIGHEST FREE THROW PERCENTAGE

<b>Season:</b>	.759	2012-13	525-692
----------------	------	---------	---------

## INDIVIDUAL RECORDS

### MOST FREE THROWS MADE

<b>Game:</b>	17	Candace Parker	vs. MTSU	12/13/07
	17	Bridgette Gordon	vs. Long Beach St	3/25/89
<b>Season:</b>	201	Candace Parker	2007-08	201-288
<b>Career:</b>	526	Candace Parker	2004-08	526-738

### HIGHEST FREE THROW PERCENTAGE

<b>Season:</b>	.957	Shanna Zolman	2003-04	88-92
<b>Career:</b>	.916	Shanna Zolman	2002-06	306-344

## CAREER LEADERS

### FREE THROWS MADE

FTM	Player	Seasons
1. 526	Candace Parker	2005-08
2. 523	Chamique Holdsclaw	1995-99
3. 493	Glory Johnson	2008-12
4. 471	Tamika Catchings	1997-01
5. 439	Semeka Randall	1997-01
6. 423	Bridgette Gordon	1985-89
7. 405	Bashaara Graves	2012-16
8. 381	Nicky Anosike	2004-08
9. 377	Dana Johnson	1991-95
10. 371	Tonya Edwards	1986-90

### FREE THROW PERCENTAGE (MIN. 150 ATT.)

FT%	Player	Seasons
1. .916	Shanna Zolman (306-334)	2002-06
2. .853	Sidney Spencer (163-191)	2003-07
3. .847	Kara Lawson (344-406)	1999-03
4. .839	Cindy Brogdon (198-236)	1977-79
5. .816	Tiffany Woosley (284-348)	1991-95
	.816 Tanya Haave (279-342)	1980-84
7. .812	Ariel Massengale (277-341)	2011-15
8. .808	Taber Spani (160-198)	2009-13
8. .802	Jill Rankin (138-172)	1979-80
10. .797	Jody Adams (141-177)	1989-93

## SINGLE SEASON LEADERS

### FREE THROWS MADE

FTM	Player	Season
1. 201	Candace Parker	2007-08
2. 166	Candace Parker	2006-07
	166 Chamique Holdsclaw	1997-98
4. 165	Tamika Catchings	1997-98
5. 159	Candace Parker	2005-06
6. 155	Semeka Randall	1997-98
7. 147	Dana Johnson	1994-95
8. 145	Cindy Noble	1979-80
9. 138	Jill Rankin	1979-80
	138 Glory Johnson	2011-12

### BY CLASS

<b>Freshman:</b>	165	Tamika Catchings	1997-98
<b>Sophomore:</b>	166	Candace Parker	2006-07
<b>Junior:</b>	201	Candace Parker	2007-08
<b>Senior:</b>	147	Dana Johnson	1994-95

## FREE THROW PERCENTAGE (MIN. 50 ATTEMPTS)

FT%	Player	Season
1. .957	Shanna Zolman (88-92)	2003-04
2. .944	Shanna Zolman (85-90)	2005-06
3. .900	Sidney Spencer (54-60)	2006-07
4. .892	Shanna Zolman (58-65)	2002-03
5. .884	Kara Lawson (99-112)	2002-03
6. .880	Tiffany Woosley (110-125)	1993-94
7. .879	Latina Davis (51-58)	1993-94
8. .864	Cindy Brogdon (102-118)	1977-78
9. .862	Shanna Zolman (75-87)	2004-05
10. .860	Ariel Massengale (74-86)	2014-15

## SINGLE GAME LEADERS

### FREE THROWS MADE

FTM	Player	Date	Opponent
1. 17	Candace Parker	12/13/07	Middle Tennessee
	17 Bridgette Gordon	3/25/89	Long Beach State
3. 16	Shelia Collins	1/25/85	at Old Dominion
4. 15	Chamique Holdsclaw	2/12/98	at Memphis
	15 Shelia Collins	2/27/85	LSU
6. 14	Shelia Collins	3/25/84	Georgia
7. 13	Chamique Holdsclaw	3/23/98	North Carolina
	13 Tonya Edwards	3/24/90	Virginia
	13 Bridgette Gordon	3/6/89	Auburn
	13 Gail Dobson	3/1/75	Union (Tenn.)
	13 Gail Dobson	2/14/75	Appalachian State

## YEAR-BY-YEAR LEADERS (BY PCT./MIN. 50 ATT.)

Year	Leader	G	FTM-FTA	FT%
1975-76	Lisa McGill	14	37-56	.660
1976-77	Patricia Roberts	33	131-175	.748
1977-78	Cindy Brogdon	31	102-118	.864
1978-79	Debbie Groover	39	111-134	.820
1979-80	Jill Rankin	38	138-172	.802
1980-81	Mary Ostrowski	29	84-115	.730
1981-82	Tanya Haave	32	52-63	.825
1982-83	Tanya Haave	33	110-131	.840
1983-84	Tanya Haave	33	88-113	.779
1984-85	Dawn Marsh	32	71-83	.855
1985-86	Dawn Marsh	34	43-63	.683
1986-87	Tonya Edwards	34	89-114	.781
1987-88	Dawn Marsh	34	52-61	.852
1988-89	Tonya Edwards	20	59-74	.797
1989-90	Jody Adams	33	54-65	.831
1990-91	Jody Adams	35	60-78	.769
1991-92	Tiffany Woosley	31	73-92	.793
1992-93	Tiffany Woosley	32	86-104	.827
1993-94	Tiffany Woosley	33	110-125	.880
1994-95	Pashen Thompson	24	52-62	.839
1995-96	Michelle Marciniak	36	101-127	.795
1996-97	Laurie Milligan	22	59-68	.868
1997-98	Kellie Jolly	39	59-70	.843
1998-99	Tamika Catchings	34	134-173	.775
1999-00	Kara Lawson	37	89-109	.817
2000-01	Kara Lawson	34	60-70	.857
2001-02	Kara Lawson	34	96-115	.835
2002-03	Shanna Zolman	38	58-65	.892
2003-04	Shanna Zolman	35	88-92	.957
2004-05	Shanna Zolman	35	75-87	.862
2005-06	Shanna Zolman	36	85-90	.944
2006-07	Sidney Spencer	37	54-60	.900
2007-08	Shannon Bobbitt	38	51-63	.810
2008-09	Shekinna Stricklen	32	86-113	.761
2009-10	Shekinna Stricklen	35	84-102	.824
2010-11	Taber Spani	37	44-55	.800
2011-12	Ariel Massengale	33	66-85	.776
2012-13	Taber Spani	35	65-76	.855
2013-14	Ariel Massengale	19	67-80	.838
2014-15	Ariel Massengale	35	74-86	.860
2015-16	Andraya Carter	34	40-50	.800

GENERAL

STAFF

PLAYERS

REVIEW

HISTORY

FACILITIES

NCAA

SEC

RECORDS

MEDIA INFO





# REBOUNDING RECORDS

## TEAM RECORDS

### MOST REBOUNDS

**Game:** 76 vs. Tennessee State 2/27/88  
**Season:** 1,811 1978-79 39 games

### MOST REBOUNDS PER GAME

**Season:** 46.9 1992-93 1,501 in 32 games

## INDIVIDUAL RECORDS

### MOST REBOUNDS

**Game:** 24 Patricia Roberts vs. Anderson J.C. 2/19/77  
**Season:** 467 Patricia Roberts 1996-97 33 games  
**Career:** 1,295 Chamique Holdsclaw 1995-99 148 games

### MOST REBOUNDS PER GAME

**Season:** 14.2 Patricia Roberts 1976-77 467 in 33 games  
**Career:** 14.2 Patricia Roberts 1976-77 467 in 33 games

## CAREER LEADERS

### TOTAL REBOUNDS

Reb.	Player	Seasons
1. 1,295	Chamique Holdsclaw	1995-99
2. 1,218	Glory Johnson	2008-12
3. 1,044	Bashaara Graves	2012-16
4. 1,043	Sheila Frost	1985-89
5. 1,004	Tamika Catchings	1997-01
6. 994	Mary Ostrowski	1980-84
7. 972	Candace Parker	2005-08
8. 957	Debbie Groover	1977-81
9. 940	Shyra Ely	2001-05
10. 915	Bridgette Gordon	1985-89

### REBOUNDS PER GAME

RPG	Player	Seasons
1. 14.2	Patricia Roberts	1976-77
2. 8.8	Candace Parker	2005-08
8.8	Chamique Holdsclaw	1995-99
4. 8.6	Glory Johnson	2008-12
5. 8.2	Daedra Charles	1988-91
6. 8.0	Mary Ostrowski	1980-84
7. 7.9	Tamika Catchings	1997-01
8. 7.7	Karla Horton	1984-87
9. 7.6	Sheila Frost	1985-89
10. 7.5	Bashaara Graves	2012-16

## SINGLE SEASON LEADERS

### TOTAL REBOUNDS

Reb.	Player	Season
1. 467	Patricia Roberts	1976-77
2. 367	Chamique Holdsclaw	1996-97
3. 359	Glory Johnson	2010-11
4. 355	Glory Johnson	2011-12
5. 352	Candace Parker	2006-07
6. 338	Debbie Groover	1978-79
7. 328	Chamique Holdsclaw	1997-98
8. 326	Isabelle Harrison	2013-14
326	Chamique Holdsclaw	1995-96
10. 322	Candace Parker	2007-08
322	Daedra Charles	1990-91

### BY CLASS

**Freshman:** 326 Chamique Holdsclaw 1995-96  
**Sophomore:** 367 Chamique Holdsclaw 1996-97  
**Junior:** 359 Glory Johnson 2010-11  
**Senior:** 467 Patricia Roberts 1976-77

### REBOUNDS PER GAME

RPG	Player	Season
1. 14.2	Patricia Roberts	1976-77
2. 9.9	Glory Johnson	2011-12
3. 9.8	Candace Parker	2006-07
4. 9.7	Glory Johnson	2010-11
5. 9.4	Chamique Holdsclaw	1996-97
9.4	Lisa Harrison	1992-93
9.4	Sheila Frost	1985-86
9.4	Shelia Collins	1984-85
9. 9.3	Isabelle Harrison	2013-14
10. 9.2	Karla Horton	1985-86
9.2	Daedra Charles	1990-91

## SINGLE GAME LEADERS

Reb.	Player	Date	Opponent
1. 24	Patricia Roberts	2/19/77	Anderson J.C.
2. 22	Daedra Charles	3/16/91	Southwest Mo. St.
22	Karla Horton	11/24/85	East Carolina
4. 21	Glory Johnson	3/19/12	DePaul
5. 20	Sheila Frost	12/20/87	Northern Illinois
20	Debbie Groover	1/27/79	Valdosta State
20	Cindy Brogdon	2/12/78	at Kentucky
20	Patricia Roberts	3/10/77	Clemson
20	Patricia Roberts	3/3/77	Middle Tenn. State
20	Patricia Roberts	2/12/77	at Eastern Kentucky
20	Patricia Roberts	11/13/76	Kentucky

## YEAR-BY-YEAR LEADERS

Year	Leader	G	Reb.-Avg
1975-76	Sue Thomas	14	115-8.2
1976-77	Patricia Roberts	33	467-14.2
1977-78	Cindy Brogdon	31	238-7.6
1978-79	Debbie Groover	39	338-8.7
1979-80	Cindy Noble	38	288-7.6
1980-81	Cindy Noble	31	227-7.3
1981-82	Mary Ostrowski	32	273-8.5
1982-83	Mary Ostrowski	33	250-7.6
1983-84	Mary Ostrowski	31	268-8.6
1984-85	Shelia Collins	31	290-9.4
1985-86	Sheila Frost	33	309-9.4
1986-87	Bridgette Gordon	34	232-6.8
1987-88	Sheila Frost	34	269-7.9
1988-89	Bridgette Gordon	36	251-7.0
1989-90	Daedra Charles	33	287-8.7
1990-91	Daedra Charles	35	322-9.2
1991-92	Peggy Evans	31	201-6.5
1992-93	Lisa Harrison	32	300-9.4
1993-94	Dana Johnson	33	241-7.3
1994-95	Dana Johnson	37	289-7.8
1995-96	Chamique Holdsclaw	36	326-9.1
1996-97	Chamique Holdsclaw	39	367-9.4
1997-98	Chamique Holdsclaw	39	328-8.4
1998-99	Chamique Holdsclaw	34	274-8.1
1999-00	Tamika Catchings	37	292-7.9
2000-01	Tamika Catchings	17	150-8.8
2001-02	Michelle Snow	33	214-6.5
2002-03	Shyra Ely	36	238-6.6
2003-04	Shyra Ely	35	279-8.0
2004-05	Shyra Ely	35	246-7.0
2005-06	Candace Parker	36	298-8.3
2006-07	Candace Parker	36	352-9.8
2007-08	Candace Parker	38	322-8.5
2008-09	Glory Johnson	33	236-7.2
2009-10	Glory Johnson	35	268-7.7
	Kelley Cain	33	254-7.7
2010-11	Glory Johnson	37	359-9.7
2011-12	Glory Johnson	36	355-9.9
2012-13	Bashaara Graves	35	281-8.0
2013-14	Isabelle Harrison	35	326-9.3
2014-15	Isabelle Harrison	21	181-8.6
<b>2015-16</b>	<b>Mercedes Russell</b>	<b>36</b>	<b>299-8.3</b>



# ASSIST RECORDS

## TEAM RECORDS

### MOST ASSISTS

<b>Game:</b>	41	@ Hawaii Pacific	12/20/85
<b>Season:</b>	715	1979-80	38 games

### MOST ASSISTS PER GAME

<b>Season:</b>	19.6	1985-86	665 in 34 games
		1980-81	608 in 31 games

## INDIVIDUAL RECORDS

### MOST ASSISTS

<b>Game:</b>	18	Dawn Marsh	vs. Georgia	3/6/88
<b>Season:</b>	243	Dawn Marsh	1987-88	34 games
<b>Career:</b>	755	Dawn Marsh	1984-88	132 games

### MOST ASSISTS PER GAME

<b>Season:</b>	7.1	Dawn Marsh	1987-88	243 in 34 games
<b>Career:</b>	5.7	Dawn Marsh	1984-88	755 in 132 games

## CAREER LEADERS

### TOTAL ASSISTS

Asst	Player	Seasons
1. 755	Dawn Marsh	1984-88
2. 673	Holly Warlick	1976-80
3. 587	Lea Henry	1979-83
4. 518	Ariel Massengale	2011-15
5. 503	Alexis Hornbuckle	2004-08
6. 456	Kara Lawson	1999-03
7. 452	Kellie Jolly	1995-99
8. 449	Michelle Marciniak	1993-96
9. 439	Dena Head	1988-92
10. 429	Kristen Clement	1997-01

### ASSISTS PER GAME

Asst	Player	Seasons
1. 5.7	Dawn Marsh	1984-88
2. 4.8	Holly Warlick	1976-80
3. 4.4	Lea Henry	1979-83
4. 4.3	Michelle Marciniak	1993-96
5. 4.2	Ariel Massengale	2011-15
6. 3.7	Cindy Brogdon	1978-79
7. 3.64	Alexis Hornbuckle	2004-08
8. 3.58	Loree Moore	2001-05
9. 3.4	Kellie Jolly	1995-99
3.4	Shekinna Stricklen	2008-12

## SINGLE SEASON LEADERS

### TOTAL ASSISTS

Asst.	Player	Season
1. 243	Dawn Marsh	1987-88
2. 225	Holly Warlick	1979-80
3. 204	Michelle Marciniak	1994-95
4. 193	Dawn Marsh	1986-87
5. 192	Dawn Marsh	1985-86
6. 181	Holly Warlick	1978-79
7. 165	Lea Henry	1980-81
8. 162	Ariel Massengale	2011-12
9. 158	Ariel Massengale	2012-13
158	Lea Henry	1981-82

### BY CLASS

<b>Freshman:</b>	162	Ariel Massengale	2011-12
<b>Sophomore:</b>	192	Dawn Marsh	1985-86
<b>Junior:</b>	204	Michelle Marciniak	1994-95
<b>Senior:</b>	243	Dawn Marsh	1987-88

## ASSISTS PER GAME

APG	Player	Season
1. 7.1	Dawn Marsh	1987-88
2. 6.0	Dawn Marsh	1986-87
3. 5.9	Holly Warlick	1979-80
4. 5.8	Ariel Massengale	2013-14
5. 5.7	Michelle Marciniak	1994-95
6. 5.6	Dawn Marsh	1985-86
7. 5.3	Lea Henry	1980-81
8. 5.0	Holly Warlick	1977-78
9. 4.9	Ariel Massengale	2011-12
4.9	Lea Henry	1981-82

## SINGLE GAME LEADERS

### ASSISTS

Asst	Player	Date	Opponent
1. 18	Dawn Marsh	3/6/88	Georgia
2. 14	Holly Warlick	2/12/78	Memphis State
3. 13	Ariel Massengale	11/28/13	Virginia
13	Shannon Bobbitt	12/16/07	Gonzaga
13	Dawn Marsh	1/11/87	Kentucky
6. 12	Ariel Massengale	1/2/14	LSU
12	Ariel Massengale	1/15/12	Vanderbilt
12	Shekinna Stricklen	1/3/10	Oklahoma
12	Michelle Marciniak	2/25/95	Georgia
12	Dawn Marsh	1/17/88	Vanderbilt
12	Dawn Marsh	3/20/86	Georgia
12	Lea Henry	2/28/82	Kentucky
12	Holly Warlick	3/5/80	Clemson

## YEAR-BY-YEAR LEADERS

Year	Leader	G	Assts-Avg
1975-76	Suzanne Barbre	14	55-3.9
1976-77	Suzanne Barbre	33	126-3.8
1977-78	Holly Warlick	31	155-5.0
1978-79	Holly Warlick	39	181-4.6
1979-80	Holly Warlick	38	225-5.9
1980-81	Lea Henry	31	165-5.3
1981-82	Lea Henry	32	158-4.9
1982-83	Lea Henry	33	145-4.4
1983-84	Pat Hatmaker	33	124-3.8
1984-85	Dawn Marsh	32	127-4.0
1985-86	Dawn Marsh	34	192-5.6
1986-87	Dawn Marsh	32	193-6.0
1987-88	Dawn Marsh	34	243-7.1
1988-89	Melissa McCray	37	133-3.6
1989-90	Dena Head	33	126-3.8
1990-91	Dena Head	35	125-3.6
1991-92	Jody Adams	31	82-2.6
1992-93	Tiffany Woosley	32	93-2.9
1993-94	Tiffany Woosley	33	106-3.2
1994-95	Michelle Marciniak	36	204-5.7
1995-96	Michelle Marciniak	36	152-4.2
1996-97	Laurie Milligan	22	98-4.5
1997-98	Kellie Jolly	39	148-3.8
1998-99	Kellie Jolly	34	141-4.1
1999-00	Kristen Clement	36	126-3.5
2000-01	Kara Lawson	34	113-3.3
2001-02	Loree Moore	34	133-3.9
2002-03	Kara Lawson	38	151-4.0
2003-04	Tasha Butts	35	99-2.8
2004-05	Alexis Hornbuckle	35	110-3.1
2005-06	Shanna Zolman	36	114-3.2
2006-07	Alexis Hornbuckle	37	146-3.9
2007-08	Alexis Hornbuckle	37	134-3.6
2008-09	Shekinna Stricklen	32	95-3.0
2009-10	Shekinna Stricklen	35	135-3.9
2010-11	Meighan Simmons	37	104-2.8
2011-12	Ariel Massengale	33	162-4.9
2012-13	Ariel Massengale	35	158-4.5
2013-14	Ariel Massengale	19	110-5.8
2014-15	Cierra Burdick	34	91-2.7
<b>2015-16</b>	<b>Jordan Reynolds</b>	<b>33</b>	<b>89-2.6</b>

GENERAL

STAFF

PLAYERS

REVIEW

HISTORY

FACILITIES

NCAA

SEC

RECORDS

MEDIA INFO





## BLOCK RECORDS

### TEAM RECORDS

#### MOST BLOCKS

**Game:** 15 vs. Kentucky 2/25/10  
**Season:** 228 1997-98 39 games

#### MOST BLOCKS PER GAME

**Season:** 6.5 2009-10 226 in 35 games

### INDIVIDUAL RECORDS

#### MOST BLOCKS

**Game:** 12 Kelley Cain vs. LSU 2/22/10  
**Season:** 113 Kelley Cain 2009-10 33 games  
**Career:** 275 Candace Parker 2005-08 110 games

#### MOST BLOCKS PER GAME

**Season:** 3.4 Kelley Cain 2009-10 113 in 33 games  
**Career:** 2.5 Candace Parker 2005-08 275 in 110 games

### CAREER LEADERS

#### TOTAL BLOCKS

Blks.	Player	Seasons
1. 275	Candace Parker	2005-08
2. 249	Sheila Frost	1985-89
3. 228	Kelley Cain	2008-11
4. 200	Ashley Robinson	2000-04
5. 194	Michelle Snow	1999-02
6. 161	Nicky Anosike	2004-08
7. 136	Tamika Catchings	1997-01
8. 135	Teresa Geter	1997-99
9. 131	Isabelle Harrison	2011-15
10. 111	Chamique Holdsclaw	1995-99

#### BLOCKS PER GAME

BPG	Player	Seasons
1. 2.50	Candace Parker	2005-08
2. 2.48	Kelley Cain	2008-11
3. 2.01	Teresa Geter	1997-99
4. 1.80	Sheila Frost	1985-89
5. 1.52	Ashley Robinson	2000-04
<b>6. 1.49 Mercedes Russell</b>	<b>2013-</b>	
7. 1.42	Michelle Snow	1998-02
8. 1.17	Isabelle Harrison	2011-15
9. 1.10	Nicky Anosike	2004-08
10. 1.07	Tamika Catchings	1997-01
11. 0.85	Vicki Baugh	2007-12

### SINGLE SEASON LEADERS

#### TOTAL BLOCKS

Blks.	Player	Season
1. 113	Kelley Cain	2009-10
2. 99	Candace Parker	2006-07
3. 90	Candace Parker	2007-08
90	Teresa Geter	1997-98
5. 86	Candace Parker	2005-06
6. 77	Sheila Frost	1985-86
7. 70	Ashley Robinson	2003-04
8. 66	Kelley Cain	2010-11
<b>66 Mercedes Russell</b>	<b>2015-16</b>	
10. 63	Ashley Robinson	2002-03

#### BY CLASS

**Freshman:** 90 Teresa Geter 1997-98  
**Sophomore:** 113 Kelley Cain 2009-10  
**Junior:** 90 Candace Parker 2007-08  
**Senior:** 70 Ashley Robinson 2003-04

### BLOCKS PER GAME

BPG	Player	Season
1. 3.424	Kelley Cain	2009-10
2. 2.750	Candace Parker	2006-07
3. 2.389	Candace Parker	2005-06
4. 2.368	Candace Parker	2007-08
5. 2.333	Sheila Frost	1985-86
6. 2.308	Teresa Geter	1997-98
7. 2.080	Isabelle Harrison	2012-13
8. 2.063	Kelley Cain	2010-11
9. 2.000	Ashley Robinson	2003-04
<b>10. 1.833 Mercedes Russell</b>	<b>2015-16</b>	

### SINGLE GAME LEADERS

#### BLOCKS

Blks.	Player	Date	Opponent
1. 12	Kelley Cain	2/22/10	LSU
2. 8	Kelley Cain	2/4/10	Arkansas
8	Ashley Robinson	12/11/03	Rutgers
4. 7	Isabelle Harrison	1/3/13	at South Carolina
7	Kelley Cain	2/25/10	Kentucky
7	Kelley Cain	2/14/10	Florida
7	Kelley Cain	3/5/09	Alabama
7	Candace Parker	11/28/06	at Louisiana Tech
7	Candace Parker	11/24/05	Michigan State
7	Michelle Snow	3/31/00	Rutgers
7	Cindy Noble	3/21/81	Illinois State

### YEAR-BY-YEAR LEADERS

Year	Leader	G	Blocks-Avg
1980-81	Cindy Noble	31	47-1.5
1981-82	Shelia Collins	29	30-1.0
1982-83	Karen Morton	21	16-0.8
1983-84	Mary Ostrowski	31	21-0.7
1984-85	Valerie Freeman	25	28-1.1
1985-86	Sheila Frost	33	77-2.3
1986-87	Sheila Frost	34	56-1.6
1987-88	Sheila Frost	34	60-1.8
1988-89	Sheila Frost	37	56-1.5
1989-90	Daedra Charles	33	36-1.1
1990-91	Daedra Charles	35	39-1.1
1991-92	Dana Johnson	31	21-0.7
1992-93	Vonda Ward	32	38-1.2
1993-94	Vonda Ward	32	36-1.1
1994-95	Tiffani Johnson	37	39-1.1
1995-96	Abby Conklin	35	32-0.9
1996-97	Chamique Holdsclaw	39	35-0.9
1997-98	Teresa Geter	39	90-2.3
1998-99	Michelle Snow	34	46-1.4
1999-00	Michelle Snow	37	47-1.3
2000-01	Ashley Robinson	34	51-1.5
2001-02	Michelle Snow	33	55-1.7
2002-03	Ashley Robinson	37	63-1.7
2003-04	Ashley Robinson	35	70-2.0
2004-05	Nicky Anosike	35	33-0.9
2005-06	Candace Parker	36	86-2.4
2006-07	Candace Parker	36	99-2.8
2007-08	Candace Parker	38	90-2.4
2008-09	Kelley Cain	27	49-1.8
2009-10	Kelley Cain	33	113-3.4
2010-11	Kelley Cain	32	66-2.1
2011-12	Glory Johnson	36	41-1.1
2012-13	Isabelle Harrison	25	52-2.1
<b>2013-14 Mercedes Russell</b>	<b>35</b>	<b>40-1.1</b>	
2014-15	Isabelle Harrison	21	26-1.2
<b>2015-16 Mercedes Russell</b>	<b>36</b>	<b>66-1.8</b>	



# STEAL RECORDS

## TEAM RECORDS

### MOST STEALS

<b>Game:</b>	38	vs. Hawaii Pacific	12/20/85
<b>Season:</b>	567	1997-98	39 games
		1978-79	38 games

### MOST STEALS PER GAME

<b>Season:</b>	14.5	1997-98	567 in 39 games
	14.5	1978-79	567 in 39 games

## INDIVIDUAL RECORDS

### MOST STEALS

<b>Game:</b>	11	Michelle Marciniak	at Kentucky	1/14/96
<b>Season:</b>	141	Holly Warlick	1978-79	39 games
<b>Career:</b>	373	Alexis Hornbuckle	2004-08	138 games

### MOST STEALS PER GAME

<b>Season:</b>	3.65	Shelia Collins	1984-85	113 in 31 games
<b>Career:</b>	3.25	Holly Warlick	1976-80	*250 in 77 games

\*Complete records for Holly Warlick's first two seasons are unavailable.

## CAREER LEADERS

### TOTAL STEALS

Stls.	Player	Seasons
1. 373	Alexis Hornbuckle	2004-08
2. 336	Bridgette Gordon	1985-89
3. 311	Tamika Catchings	1997-01
4. 305	Chamique Holdsclaw	1995-99
5. 289	Nikki McCray	1991-95
6. 286	Semeka Randall	1997-01
7. 280	Loree Moore	2001-05
8. 278	Shelia Collins	1981-85
9. 250	Holly Warlick	1976-80
10. 234	Michelle Marciniak	1993-96

### STEALS PER GAME

SPG	Player	Seasons
1. 3.247	Holly Warlick	1976-80
2. 2.703	Alexis Hornbuckle	2004-08
3. 2.673	Shelia Collins	1981-85
4. 2.453	Bridgette Gordon	1985-89
5. 2.449	Tamika Catchings	1997-01
6. 2.373	Loree Moore	2001-05
7. 2.276	Nikki McCray	1991-95
8. 2.167	Michelle Marciniak	1993-96
9. 2.061	Chamique Holdsclaw	1995-99
10. 2.043	Semeka Randall	1997-01

## SINGLE SEASON LEADERS

### TOTAL STEALS

Stls.	Player	Season
1. 141	Holly Warlick	1978-79
2. 114	Alexis Hornbuckle	2006-07
3. 113	Shelia Collins	1984-85
4. 110	Chamique Holdsclaw	1997-98
5. 109	Holly Warlick	1979-80
6. 105	Bridgette Gordon	1988-89
7. 104	Alexis Hornbuckle	2007-08
8. 102	Semeka Randall	1997-98
9. 101	Michelle Marciniak	1995-96
10. 100	Tamika Catchings	1997-98

### BY CLASS

<b>Freshman:</b>	102	Semeka Randall	1997-98
<b>Sophomore:</b>	97	Loree Moore	2002-03
<b>Junior:</b>	141	Holly Warlick	1978-89
<b>Senior:</b>	113	Sheila Collins	1984-85

## STEALS PER GAME

SPG	Player	Season
1. 3.645	Shelia Collins	1984-85
2. 3.615	Holly Warlick	1978-79
3. 3.081	Alexis Hornbuckle	2006-07
4. 2.917	Bridgette Gordon	1988-89
5. 2.868	Holly Warlick	1979-80
6. 2.821	Chamique Holdsclaw	1997-98
7. 2.811	Alexis Hornbuckle	2007-08
8. 2.806	Michelle Marciniak	1995-96
9. 2.684	Semeka Randall	1997-98
10. 2.564	Tamika Catchings	1997-98

## SINGLE GAME LEADERS

Stls.	Player	Date	Opponent
1. 11	Michelle Marciniak	1/14/1996	at Kentucky
2. 10	Shelia Collins	2/8/1985	at Florida State
3. 9	Holly Warlick	1/24/1979	at LSU
4. 8	Alexis Hornbuckle	3/25/2008	at Purdue
8	Alberta Auguste	11/28/2006	at Louisiana Tech
8	Loree Moore	11/19/2004	at Chattanooga
8	Tamika Catchings	2/16/1999	Memphis
8	Nikki McCray	2/12/1995	Vanderbilt
8	Nikki McCray	1/20/1994	Virginia Tech
8	Nikki McCray	1/7/1994	at Notre Dame
8	Nikki McCray	12/9/1992	UNC-Charlotte
8	Nikki McCray	2/19/1992	at Memphis State

## YEAR-BY-YEAR LEADERS

Year	Leader	G	Stls.-Avg
1978-79	Holly Warlick	39	141-3.6
1979-80	Holly Warlick	38	109-2.9
1980-81	Lea Henry	31	50-1.6
1981-82	Shelia Collins	29	72-2.5
1982-83	Lea Henry	33	70-2.1
1983-84	Shelia Collins	33	84-2.5
1984-85	Shelia Collins	31	113-3.6
1985-86	Bridgette Gordon	34	75-2.2
1986-87	Bridgette Gordon	34	80-2.4
1987-88	Tonya Edwards	34	78-2.3
1988-89	Bridgette Gordon	36	105-2.9
1989-90	Tonya Edwards	33	56-1.7
1990-91	Daedra Charles	35	72-2.1
1991-92	Peggy Evans	31	60-1.9
	Dena Head	30	60-2.0
	Nikki McCray	31	60-1.9
1992-93	Nikki McCray	32	86-2.7
1993-94	Nikki McCray	33	80-2.4
1994-95	Michelle Marciniak	36	83-2.3
1995-96	Michelle Marciniak	36	101-2.8
1996-97	Chamique Holdsclaw	39	93-2.4
1997-98	Chamique Holdsclaw	39	110-2.8
1998-99	Tamika Catchings	34	88-2.6
1999-00	Tamika Catchings	37	92-2.5
2000-01	Semeka Randall	32	52-1.6
2001-02	Loree Moore	34	80-2.4
2002-03	Loree Moore	38	97-2.6
2003-04	Loree Moore	17	48-2.8
2004-05	Alexis Hornbuckle	35	64-1.8
2005-06	Alexis Hornbuckle	29	91-3.1
2006-07	Alexis Hornbuckle	37	114-3.1
2007-08	Alexis Hornbuckle	37	104-2.8
2008-09	Shekinna Stricklen	32	58-1.8
2009-10	Glory Johnson	35	45-1.3
2010-11	Glory Johnson	37	50-1.4
2011-12	Ariel Massengale	33	45-1.4
	Glory Johnson	36	49-1.4
2012-13	Kamiko Williams	35	57-1.6
2013-14	Andraya Carter	35	56-1.6
2014-15	Andraya Carter	35	80-2.3
<b>2015-16</b>	<b>Diamond DeShields</b>	<b>36</b>	<b>58-1.6</b>

GENERAL

STAFF

PLAYERS

REVIEW

HISTORY

FACILITIES

NCAA

SEC

RECORDS

MEDIA INFO





## YEAR-BY-YEAR STATISTICAL LEADERS

### SCORING

Year	Leader	Games	Pts-Avg.
1975-76	Sue Thomas	14	250-17.8
1976-77	Patricia Roberts	33	987-29.9
1977-78	Cindy Brogdon	31	674-21.7
1978-79	Cindy Brogdon	39	784-20.1
1979-80	Jill Rankin	38	730-19.2
1980-81	Cindy Noble	31	450-14.5
1981-82	Mary Ostrowski	32	458-14.3
1982-83	Tanya Haave	33	614-18.6
1983-84	Mary Ostrowski	31	493-15.9
1984-85	Shelia Collins	31	563-18.2
1985-86	Bridgette Gordon	34	481-14.1
1986-87	Bridgette Gordon	34	559-16.4
1987-88	Bridgette Gordon	33	687-20.8
1988-89	Bridgette Gordon	36	735-20.4
1989-90	Daedra Charles	33	525-15.9
1990-91	Daedra Charles	35	607-17.3
1991-92	Peggy Evans	31	458-14.8
1992-93	Lisa Harrison	32	447-14.0
1993-94	Nikki McCray	33	537-16.3
1994-95	Dana Johnson	37	577-15.6
1995-96	Chamique Holdsclaw	36	583-16.2
1996-97	Chamique Holdsclaw	39	803-20.6
1997-98	Chamique Holdsclaw	39	915-23.5
1998-99	Chamique Holdsclaw	34	724-21.3
1999-00	Tamika Catchings	37	580-15.7
2000-01	Tamika Catchings	17	259-15.2
2001-02	Kara Lawson	34	512-15.1
2002-03	Gwen Jackson	38	612-16.1
2003-04	Shyra Ely	35	508-14.5
2004-05	Shyra Ely	35	503-14.4
2005-06	Candace Parker	36	622-17.3
2006-07	Candace Parker	36	706-19.6
2007-08	Candace Parker	38	809-21.3
2008-09	Shekinna Stricklen	32	424-13.3
2009-10	Angie Bjorklund	35	487-13.9
2010-11	Meighan Simmons	37	500-13.5
2011-12	Shekinna Stricklen	35	539-15.4
2012-13	Meighan Simmons	35	589-16.8
2013-14	Meighan Simmons	35	577-16.5
2014-15	Isabelle Harrison	21	256-12.2
<b>2015-16</b>	<b>Diamond DeShields</b>	<b>36</b>	<b>514-14.3</b>

### REBOUNDING

Year	Leader	Games	Rbs-Avg.
1975-76	Sue Thomas	14	115-8.2
1976-77	Patricia Roberts	33	467-14.2
1977-78	Cindy Brogdon	31	238-7.6
1978-79	Debbie Groover	39	338-8.7
1979-80	Cindy Noble	38	288-7.6
1980-81	Cindy Noble	31	227-7.3
1981-82	Mary Ostrowski	32	273-8.5
1982-83	Mary Ostrowski	33	250-7.6
1983-84	Mary Ostrowski	31	268-8.6
1984-85	Shelia Collins	31	290-9.4
1985-86	Sheila Frost	33	309-9.4
1986-87	Bridgette Gordon	34	232-6.8
1987-88	Sheila Frost	34	269-7.9
1988-89	Bridgette Gordon	36	251-7.0
1989-90	Daedra Charles	33	287-8.7
1990-91	Daedra Charles	35	322-9.2
1991-92	Peggy Evans	31	201-6.5
1992-93	Lisa Harrison	32	300-9.4
1993-94	Dana Johnson	33	241-7.3
1994-95	Dana Johnson	37	289-7.8
1995-96	Chamique Holdsclaw	36	326-9.1
1996-97	Chamique Holdsclaw	39	367-9.4

1997-98	Chamique Holdsclaw	39	328-8.4
1998-99	Chamique Holdsclaw	34	274-8.1
1999-00	Tamika Catchings	37	292-7.9
2000-01	Tamika Catchings	17	150-8.8
2001-02	Michelle Snow	33	214-6.5
2002-03	Shyra Ely	36	238-6.6
2003-04	Shyra Ely	35	279-8.0
2004-05	Shyra Ely	35	246-7.0
2005-06	Candace Parker	36	298-8.3
2006-07	Candace Parker	36	352-9.8
2007-08	Candace Parker	38	322-8.5
2008-09	Glory Johnson	33	236-7.2
2009-10	Kelley Cain	33	254-7.7
2010-11	Glory Johnson	37	359-9.7
2011-12	Glory Johnson	36	355-9.9
2012-13	Bashaara Graves	35	281-8.0
2013-14	Isabelle Harrison	35	326-9.3
2014-15	Isabelle Harrison	21	181-8.6
<b>2015-16</b>	<b>Mercedes Russell</b>	<b>36</b>	<b>299-8.3</b>

### FIELD GOAL PERCENTAGE

(min. 60 attempts)				
Year	Leader	Games	FGM-FGA	Pct.
1975-76	Marcie Garner	12	36-66	.545
1976-77	Patricia Roberts	33	428-662	.647
1977-78	Suzanne Barbre	31	209-414	.504
1978-79	Cindy Noble	34	170-292	.582
1979-80	Cindy Noble	38	266-392	.678
1980-81	Cindy Noble	31	178-298	.597
1981-82	Paula Towns	31	184-321	.573
1982-83	Lynne Collins	30	79-130	.608
1983-84	Mary Ostrowski	31	194-376	.516
1984-85	Lisa Webb	16	79-156	.506
1985-86	Sheila Frost	33	181-312	.580
1986-87	Sheila Frost	34	161-273	.590
1987-88	Sheila Frost	34	208-338	.615
1988-89	Kelli Casteel	31	44-63	.698
1989-90	Daedra Charles	33	212-385	.551
1990-91	Daedra Charles	35	243-434	.560
1991-92	Peggy Evans	31	186-350	.531
1992-93	Dana Johnson	32	143-268	.534
1993-94	Dana Johnson	33	173-317	.546
1994-95	Dana Johnson	37	215-350	.614
1995-96	Pashen Thompson	35	106-201	.527
1996-97	Tiffani Johnson	38	143-269	.532
1997-98	Teresa Geter	39	98-179	.547
1998-99	Michelle Snow	34	117-195	.600
1999-00	Michelle Snow	37	181-326	.555
2000-01	Michelle Snow	33	143-250	.572
2001-02	Michelle Muñoz	27	36-62	.581
2002-03	Courtney McDaniel	36	57-96	.594
2003-04	Ashley Robinson	35	120-247	.486
2004-05	Tye'sha Fluker	33	101-219	.461
2005-06	Sybil Dosty	35	40-65	.615
2006-07	Candace Parker	36	267-505	.529
2007-08	Vicki Baugh	38	79-143	.552
2008-09	Kelley Cain	27	97-157	.618
2009-10	Kelley Cain	33	148-244	.607
2010-11	Kelley Cain	32	98-165	.594
2011-12	Vicki Baugh	35	105-182	.577
2012-13	Bashaara Graves	35	165-316	.522
<b>2013-14</b>	<b>Mercedes Russell</b>	<b>35</b>	<b>93-156</b>	<b>.596</b>
2014-15	Nia Moore	36	75-133	.564
<b>2015-16</b>	<b>Mercedes Russell</b>	<b>36</b>	<b>148-270</b>	<b>.548</b>

### FREE THROW PERCENTAGE

(min. 50 attempts)				
Year	Leader	Games	FTM-FTA	Pct.
1975-76	Lisa McGill	14	37-56	.660



# YEAR-BY-YEAR STATISTICAL LEADERS

1976-77	Patricia Roberts	33	131-175	.748
1977-78	Cindy Brogdon	31	102-118	.864
1978-79	Debbie Groover	39	111-134	.820
1979-80	Jill Rankin	38	138-172	.802
1980-81	Mary Ostrowski	29	84-115	.730
1981-82	Tanya Haave	32	52-63	.825
1982-83	Tanya Haave	33	110-131	.840
1983-84	Tanya Haave	33	88-113	.779
1984-85	Dawn Marsh	32	71-83	.855
1985-86	Dawn Marsh	34	43-63	.683
1986-87	Tonya Edwards	34	89-114	.781
1987-88	Dawn Marsh	34	52-61	.852
1988-89	Tonya Edwards	20	59-74	.797
1989-90	Jody Adams	33	54-65	.831
1990-91	Jody Adams	35	60-78	.769
1991-92	Tiffany Woosley	31	73-92	.793
1992-93	Tiffany Woosley	32	86-104	.827
1993-94	Tiffany Woosley	33	110-125	.880
1994-95	Pashen Thompson	24	52-62	.839
1995-96	Michelle Marciniak	36	101-127	.795
1996-97	Laurie Milligan	22	59-68	.868
1997-98	Kellie Jolly	39	59-70	.843
1998-99	Tamika Catchings	34	134-173	.775
1999-00	Kara Lawson	37	89-109	.817
2000-01	Kara Lawson	34	60-70	.857
2001-02	Kara Lawson	34	96-115	.835
2002-03	Shanna Zolman	38	58-65	.892
2003-04	Shanna Zolman	35	88-92	.957
2004-05	Shanna Zolman	35	75-87	.862
2005-06	Shanna Zolman	36	85-90	.944
2006-07	Sidney Spencer	37	54-60	.900
2007-08	Shannon Bobbitt	38	51-63	.810
2008-09	Shekinna Stricklen	32	86-113	.761
2009-10	Shekinna Stricklen	35	84-102	.824
2010-11	Taber Spani	37	44-55	.800
2011-12	Ariel Massengale	33	66-85	.776
2012-13	Taber Spani	35	65-76	.855
2013-14	Ariel Massengale	19	67-80	.838
2014-15	Ariel Massengale	35	74-86	.860
2015-16	Andraya Carter	34	40-50	.800

## 3-PT. FIELD GOAL PERCENTAGE

(min. 50 attempts after 1988-89)

Year	Leader	3FGM-FGA	Pct.
1988-89	Bridgette Gordon	2-6	.333
1989-90	Jody Adams	27-82	.329
1990-91	Dena Head	25-51	.490
1991-92	Tiffany Woosley	28-69	.406
1992-93	Nikki Caldwell	35-101	.347
1993-94	Tiffany Woosley	46-101	.455
1994-95	Michelle Marciniak	31-102	.304
1995-96	Abby Conklin	38-90	.422
1996-97	Abby Conklin	49-128	.383
1997-98	Kellie Jolly 36-86	.419	
1998-99	Kristen Clement	25-65	.385
1999-00	Kara Lawson	79-181	.436
2000-01	Kara Lawson	62-150	.413
2001-02	April McDivitt	29-72	.403
2002-03	Kara Lawson	77-171	.450
2003-04	Shanna Zolman	58-136	.426
2004-05	Shanna Zolman	68-156	.436
2005-06	Sidney Spencer	53-122	.434
2006-07	Shannon Bobbitt	69-167	.413
2007-08	Alexis Hornbuckle	39-92	.424
2008-09	Angie Bjorklund	62-152	.408
2009-10	Angie Bjorklund	102-239	.427
2010-11	Angie Bjorklund	73-162	.451
2011-12	Taber Spani	34-85	.400
2012-13	Taber Spani	48-130	.369

2013-14	Andraya Carter	28-71	.394
2014-15	Ariel Massengale	74-202	.366
<b>2015-16</b>	<b>Kortney Dunbar</b>	<b>25-75</b>	<b>.333</b>

## ASSISTS

Year	Leader	Games	Assts-Avg.
1975-76	Suzanne Barbre	14	55-3.9
1976-77	Suzanne Barbre	33	126-3.8
1977-78	Holly Warlick	31	155-5.0
1978-79	Holly Warlick	39	181-4.6
1979-80	Holly Warlick	38	225-5.9
1980-81	Lea Henry	31	165-5.3
1981-82	Lea Henry	32	158-4.9
1982-83	Lea Henry	33	145-4.4
1983-84	Pat Hatmaker	33	124-3.8
1984-85	Dawn Marsh	32	127-4.0
1985-86	Dawn Marsh	34	192-5.6
1986-87	Dawn Marsh	32	193-6.0
1987-88	Dawn Marsh	34	243-7.1
1988-89	Melissa McCray	37	133-3.6
1989-90	Dena Head	33	126-3.8
1990-91	Dena Head	35	125-3.6
1991-92	Jody Adams	31	82-2.6
1992-93	Tiffany Woosley	32	93-2.9
1993-94	Tiffany Woosley	33	106-3.2
1994-95	Michelle Marciniak	36	204-5.7
1995-96	Michelle Marciniak	36	152-4.2
1996-97	Laurie Milligan	22	98-4.5
1997-98	Kellie Jolly	39	148-3.8
1998-99	Kellie Jolly	34	141-4.1
1999-00	Kristen Clement	36	126-3.5
2000-01	Kara Lawson	34	113-3.3
2001-02	Loree Moore	34	133-3.9
2002-03	Kara Lawson	38	151-4.0
2003-04	Tasha Butts	35	99-2.8
2004-05	Alexis Hornbuckle	35	110-3.1
2005-06	Shanna Zolman	36	114-3.2
2006-07	Alexis Hornbuckle	37	146-3.9
2007-08	Alexis Hornbuckle	37	134-3.6
2008-09	Shekinna Stricklen	32	95-3.0
2009-10	Shekinna Stricklen	35	135-3.9
2010-11	Meighan Simmons	37	104-2.8
2011-12	Ariel Massengale	33	162-4.9
2012-13	Ariel Massengale	35	158-4.5
2013-14	Ariel Massengale	19	110-5.8
2014-15	Cierra Burdick	34	91-2.7
<b>2015-16</b>	<b>Jordan Reynolds</b>	<b>33</b>	<b>89-2.6</b>

## BLOCKS

Year	Leader	G	Blocks-Avg
1980-81	Cindy Noble	31	47-1.5
1981-82	Shelia Collins	29	30-1.0
1982-83	Karen Morton	21	16-0.8
1983-84	Mary Ostrowski	31	21-0.7
1984-85	Valerie Freeman	25	28-1.1
1985-86	Sheila Frost	33	77-2.3
1986-87	Sheila Frost	34	56-1.6
1987-88	Sheila Frost	34	60-1.8
1988-89	Sheila Frost	37	56-1.5
1989-90	Daedra Charles	33	36-1.1
1990-91	Daedra Charles	35	39-1.1
1991-92	Dana Johnson	31	21-0.7
1992-93	Vonda Ward	32	38-1.2
1993-94	Vonda Ward	32	36-1.1
1994-95	Tiffani Johnson	37	39-1.1
1995-96	Abby Conklin	35	32-0.9
1996-97	Chamique Holdsclaw	39	35-0.9
1997-98	Teresa Geter	39	90-2.3
1998-99	Michelle Snow	34	46-1.4

GENERAL

STAFF

PLAYERS

REVIEW

HISTORY

FACILITIES

NCAA

SEC

RECORDS

MEDIA INFO





## YEAR-BY-YEAR STATISTICAL LEADERS

1999-00	Michelle Snow	37	47-1.3
2000-01	Ashley Robinson	34	51-1.5
2001-02	Michelle Snow	33	55-1.7
2002-03	Ashley Robinson	37	63-1.7
2003-04	Ashley Robinson	35	70-2.0
2004-05	Nicky Anosike	35	33-0.9
2005-06	Candace Parker	36	86-2.4
2006-07	Candace Parker	36	99-2.8
2007-08	Candace Parker	38	90-2.4
2008-09	Kelley Cain	27	49-1.8
2009-10	Kelley Cain	33	113-3.4
2010-11	Kelley Cain	32	66-2.1
2011-12	Glory Johnson	36	41-1.1
2012-13	Isabelle Harrison	25	52-2.1
<b>2013-14</b>	<b>Mercedes Russell</b>	<b>35</b>	<b>40-1.1</b>
2014-15	Isabelle Harrison	21	26-1.2
<b>2015-16</b>	<b>Mercedes Russell</b>	<b>36</b>	<b>66-1.8</b>

1989-90	Tonya Edwards	33	56-1.7
1990-91	Daedra Charles	35	72-2.1
1991-92	Peggy Evans	31	60-1.9
	Dena Head	30	60-2.0
	Nikki McCray	31	60-1.9
1992-93	Nikki McCray	32	86-2.7
1993-94	Nikki McCray	33	80-2.4
1994-95	Michelle Marciniak	36	83-2.3
1995-96	Michelle Marciniak	36	101-2.8
1996-97	Chamique Holdsclaw	39	93-2.4
1997-98	Chamique Holdsclaw	39	110-2.8
1998-99	Tamika Catchings	34	88-2.6
1999-00	Tamika Catchings	37	92-2.5
2000-01	Semeka Randall	32	52-1.6
2001-02	Loree Moore	34	80-2.4
2002-03	Loree Moore	38	97-2.6
2003-04	Loree Moore	17	48-2.8
2004-05	Alexis Hornbuckle	35	64-1.8
2005-06	Alexis Hornbuckle	29	91-3.1
2006-07	Alexis Hornbuckle	37	114-3.1
2007-08	Alexis Hornbuckle	37	104-2.8
2008-09	Shekinna Stricklen	32	58-1.8
2009-10	Glory Johnson	35	45-1.3
2010-11	Glory Johnson	37	50-1.4
2011-12	Ariel Massengale	33	45-1.4
	Glory Johnson	36	49-1.4
2012-13	Kamiko Williams	35	57-1.6
2013-14	Andraya Carter	35	56-1.6
2014-15	Andraya Carter	35	80-2.3
<b>2015-16</b>	<b>Diamond DeShields</b>	<b>36</b>	<b>58-1.6</b>

### STEALS

Year	Leader	G	Stls.-Avg
1978-79	Holly Warlick	39	141-3.6
1979-80	Holly Warlick	38	109-2.9
1980-81	Lea Henry	31	50-1.6
1981-82	Shelia Collins	29	72-2.5
1982-83	Lea Henry	33	70-2.1
1983-84	Shelia Collins	33	84-2.5
1984-85	Shelia Collins	31	113-3.6
1985-86	Bridgette Gordon	34	75-2.2
1986-87	Bridgette Gordon	34	80-2.4
1987-88	Tonya Edwards	34	78-2.3
1988-89	Bridgette Gordon	36	105-2.9



Mercedes Russell has led the Lady Vols in blocks in each of her first two seasons in uniform. She recorded 66 blocks in 2015-16, which tied her with Kelley Cain for eighth most by a Lady Vol in a single season.



# MISCELLANEOUS SINGLE GAME RECORDS

## MOST POINTS SCORED BY UT

Points	Opponent	Date
1. 136	Puerto Rico-Mayaguez	11/29/02
2. 133	Tennessee-Martin	11/19/99
3. 130	Hawaii Pacific	12/20/85
4. 125	DePaul	1/20/98
5. 124	Tennessee-Martin	2/13/79
6. 119	Mississippi	2/8/01
7. 118	Florida	2/8/80
118	Memphis State	2/19/92
9. 115	Eastern Kentucky	12/19/87
10. 114	Tennessee State	2/17/86

## FEWEST POINTS SCORED BY UT

Points	Opponent	Date
1. 43	Virginia Tech	12/6/15
2. 44	Notre Dame	1/23/12
3. 46	Alabama	2/25/16
46	South Carolina	3/8/15
46	Louisiana Tech	3/26/82
6. 47	LSU	4/6/08
7. 48	Mississippi State	3/5/16
8. 50	Georgia	1/21/10
9. 51	Rutgers	12/29/04
51	Georgia	1/17/00
51	Long Beach State	12/13/83

## LARGEST MARGIN OF VICTORY

Margin	Opponent	Date
1. 110	Puerto Rico-Mayaguez	11/29/02
2. 92	Hawaii Pacific	12/20/85
3. 82	Florida Atlantic	1/21/92
4. 79	DePaul	1/20/98
5. 75	Eastern Kentucky	12/19/87
6. 74	Memphis	2/16/99
74	North Carolina A&T	3/16/94
74	Florida	2/8/80
9. 73	Stetson	11/26/89
73	Tennessee-Martin	11/19/99

## LARGEST MARGIN OF DEFEAT

Margin	Opponent	Date
1. 31	Texas	12/11/84
2. 28	Notre Dame	1/23/12
3. 27	Georgia	1/17/00
4. 24	Connecticut	3/29/02
24	Southern Cal	3/28/86
24	Old Dominion	2/14/83
24	Louisiana Tech	12/15/80
8. 23	Baylor	12/18/12
23	Louisiana Tech	3/26/82
10. 22	Syracuse	3/27/16
22	Duke	1/23/06
22	Texas	12/1/85

## MOST 1ST HALF POINTS SCORED BY UT

Points	Opponent	Date
1. 69	Puerto Rico-Mayaguez	11/29/02
2. 67	Hawaii Pacific	12/20/85
3. 63	Central Arkansas	11/15/15
63	Old Dominion	1/3/00
5. 62	Lipscomb	12/29/13
62	Western Carolina	3/20/05
62	Florida Atlantic	1/21/92
8. 61	DePaul	12/17/99
61	Vanderbilt	2/28/98
61	Illinois	11/25/00

## FEWEST 1ST HALF POINTS SCORED BY UT

Points	Opponent	Date
1. 13	Rutgers	1/3/09
2. 14	Virginia	3/25/96
3. 15	Vanderbilt	2/13/11
4. 16	Baylor	12/18/12

16	Rutgers	12/29/04
16	Connecticut	1/5/97
16	Kentucky	3/13/81
8. 17	Alabama	2/25/16
9. 18	LSU	2/21/16
18	Arkansas	1/11/15
18	Alabama	2/2/14
18	Notre Dame	1/23/12
18	Stanford	12/19/09
18	Stanford	12/14/03

## LARGEST HALFTIME LEAD FOR UT

Points	Opponent	Date
1. 55	Puerto Rico-Mayaguez	11/29/02
2. 52	Florida Atlantic	1/21/92
3. 47	Hawaii Pacific	12/20/85
4. 44	Maryland	12/4/94
5. 43	Central Arkansas	11/15/15
6. 41	North Carolina A&T	3/16/94
7. 40	DePaul	1/20/98
8. 39	Florida	1/10/98
39	East Tennessee State	1/8/86
39	South Carolina	1/11/01
39	Kentucky	1/21/01

## LARGEST HALFTIME DEFICIT FOR UT

Points	Opponent	Date
1. 25	Baylor	12/18/12
2. 20	Rutgers	1/3/09
3. 19	Mississippi	2/4/96
19	Southern Cal	3/28/86
5. 17	Rutgers	12/29/04
17	LSU	3/9/03
17	Illinois	12/12/97
8. 16	Chattanooga	11/26/14
16	Florida	1/21/97
16	South Carolina	2/15/96

## MOST 2ND HALF POINTS SCORED BY UT

Points	Opponent	Date
1. 75	Tennessee-Martin	11/19/99
2. 71	Tennessee-Martin	2/13/79
3. 69	Notre Dame	1/7/94
69	Stetson	11/26/89
5. 68	Mississippi	2/8/01
6. 67	Puerto Rico-Mayaguez	11/29/02
67	DePaul	1/20/98
8. 64	Mississippi	2/6/05
64	Kentucky	2/18/88
10. 63	Eastern Kentucky	12/19/87
63	Hawaii Pacific	12/20/85

## FEWEST 2ND HALF POINTS SCORED BY UT

Points	Opponent	Date
1. 17	Georgia	2/10/02
17	Old Dominion	1/26/80
17	South Carolina	1/23/80
4. 18	Oregon State	12/19/15
18	Virginia Tech	12/6/15
6. 19	Louisiana Tech	12/4/02
7. 20	South Carolina	3/8/15
20	Georgia Tech	11/26/10
20	Georgia	1/21/10
20	West Virginia	11/19/83

## MOST POINTS SCORED BY AN OPPONENT

Points	Opponent	Date
1. 102	Auburn	3/6/87
102	Louisiana Tech	3/23/79
3. 99	Louisiana State	3/1/97
4. 98	Louisiana Tech	2/24/97
5. 97	Stanford	12/20/11

97	Texas	12/9/87
7. 96	Stanford	12/14/91
96	Kentucky	1/24/86
9. 95	Florida	2/26/06
10. 94	Georgia	12/8/96

## FEWEST POINTS SCORED BY AN OPPONENT

Points	Opponent	Date
1. 26	Puerto Rico-Mayaguez	11/29/02
26	Florida Atlantic	1/21/92
3. 28	Manhattan	12/7/97
4. 29	Tennessee-Martin	12/5/06
29	Maryland	12/4/94
6. 32	Tennessee-Martin	11/23/97
7. 33	Stetson	11/20/05
33	Virginia Tech	2/25/95
33	Miami (Ohio)	11/23/77
10. 34	Stetson	3/19/11
34	San Francisco	12/22/09
34	Chattanooga	11/19/04

## MOST 1ST HALF POINTS BY AN OPPONENT

Points	Opponent	Date
1. 52	Vanderbilt	1/19/96
2. 51	South Carolina	1/20/88
3. 50	Wisconsin	2/4/97
4. 49	Auburn	3/6/87
49	Kentucky	1/24/86
6. 48	Stanford	12/20/11
48	Texas	12/9/87
48	Montclair State	12/2/77
9. 47	Mississippi State	2/14/02
10. 46	DePaul	12/17/03
46	Purdue	11/15/98
46	Stanford	12/15/96

## FEWEST 1ST HALF POINTS BY AN OPPONENT

Points	Opponent	Date
1. 8	Maryland	12/4/94
8	Stetson	11/26/89
3. 10	Florida Atlantic	1/21/92
10	East Tennessee State	1/8/86
5. 11	Georgia	3/6/15
11	Arkansas	1/8/12
11	South Carolina	2/1/07
11	Memphis State	2/6/89
9. 12	Stetson	11/20/05
10. 13	Rutgers	12/30/12
13	Mississippi State	2/16/12
13	Mississippi	1/31/08
13	Tennessee-Martin	12/5/06
13	Old Dominion	1/11/96

## MOST 2ND HALF POINTS BY AN OPPONENT

Points	Opponent	Date
1. 62	Vanderbilt	1/31/94
2. 61	Louisiana State	3/1/97
3. 59	Maryland	1/15/81
4. 57	Georgia	12/8/96
57	Stanford	12/14/91
57	Louisiana Tech	3/23/79
7. 56	Colorado	12/20/93
56	UCLA	12/16/90
9. 55	Louisiana Tech	2/24/97
55	Mississippi	3/25/83

## FEWEST 2ND HALF POINTS BY AN OPPONENT

Points	Opponent	Date
1. 12	Puerto Rico-Mayaguez	11/29/02
2. 13	Lipscomb	12/29/13
3. 14	Stetson	3/19/11
14	George Washington	12/7/05
14	Manhattan	12/7/97





# RECORDS

14	Georgia	2/25/95
14	Miami (Ohio)	11/23/77
8. 15	San Francisco	11/15/09
15	Alabama State	3/22/03
15	Memphis	2/16/99

## MOST POINTS IN A QUARTER BY UT

Points	Opponent	Date
1. 35	Central Arkansas (1st)	11/15/15
2. 30	ETSU (4th)	12/2/15
3. 28	Central Arkansas (2nd)	11/15/15
4. 27	Stetson (3rd)	12/30/15
27	Notre Dame (4th)	1/18/16
6. 26	Chattanooga (1st)	11/23/15
7. 25	Stanford (4th)	12/16/15
25	Florida (1st)	1/7/16
9. 24	Stetson (1st)	12/30/15
10. 23	Auburn (2nd)	1/10/16
23	Arkansas (1st)	2/4/16
23	Ohio State (1st)	3/25/16

## FEWEST POINTS IN A QUARTER BY UT

Points	Opponent	Date
1. 3	Alabama (2nd)	2/25/16
3	Mississippi State (4th)	1/28/16
3. 6	Virginia Tech (4th)	12/6/15
6	Wichita State (2nd)	12/11/15
5. 7	Chattanooga (3rd)	11/23/15
7	Mississippi State (2nd)	3/5/16
7. 8	Texas (2nd)	11/29/15
8	Oregon State (4th)	12/19/15
8	Arkansas (3rd)	1/14/16
8	LSU (2nd)	2/21/16

## MOST POINTS IN A QUARTER BY AN OPPONENT

Points	Opponent	Date
1. 26	Syracuse (4th)	3/27/16
2. 25	Ohio State (2nd)	3/25/16
3. 24	Florida (3rd)	1/7/16
4. 22	Oregon State (3rd)	12/19/15
22	Arkansas (3rd)	1/14/16
22	Notre Dame (4th)	1/18/16
22	Syracuse (4th)	3/27/16
8. 21	Penn State (3rd)	11/18/15
21	Chattanooga (4th)	11/23/15
21	Virginia Tech (4th)	12/6/15
21	Stanford (4th)	12/16/15
21	Florida (4th)	1/14/16
21	Arkansas (4th)	1/14/16
21	Notre Dame (2nd)	1/18/16
21	Notre Dame (3rd)	1/18/16
21	Kentucky (3rd)	1/25/16
21	Texas A&M (4th)	2/7/16
21	Syracuse (4th)	3/27/16

## FEWEST POINTS IN A QUARTER BY AN OPPONENT

Points	Opponent	Date
1. 4	Georgia (1st)	2/28/16
2. 6	Arkansas (2nd)	1/14/16
6	Ole Miss (3rd)	2/18/16
4. 7	Chattanooga (1st)	11/23/15
7	Oregon State (2nd)	12/19/15
7	Vanderbilt (3rd)	1/21/16
7	Alabama (4th)	1/31/16
7	Vanderbilt (1st)	2/11/16
7	Arkansas (1st)	3/3/16
10. 8	Central Arkansas (2nd)	11/15/15
8	Virginia Tech (1st)	12/6/15
8	Arkansas (2nd)	2/4/16
8	South Carolina (1st)	2/15/16
8	Green Bay (4th)	3/18/16

# DOUBLE-DOUBLES

## ▲ FRESHMEN (2 OR MORE)

Holdsclaw, Chamique 16
Frost, Sheila 11
Graves, Bashaara 10
Parker, Candace 10
Catchings, Tamika 9
Horton, Karla 7
Johnson, Tiffani 6
Johnson, Glory 5
Gordon, Bridgette 4
Morton, Karen 4
Anosike, Nicky 3
Ostrowski, Mary 3
Snow, Michelle 3
Cain, Kelley 2
Brewer, Alyssia 2
Stricklen, Shekinna 2
Ely, Shyra 2
Evans, Peggy 2
Groover, Debbie 2
Thompson, Pashen 2

## ▲ SOPHOMORES (2 OR MORE)

Parker, Candace 21
Holdsclaw, Chamique 16
Ostrowski, Mary 11
<b>Russell, Mercedes 11</b>
Groover, Debbie 10
Horton, Karla 10
Gordon, Bridgette 9
Catchings, Tamika 8
Ward, Vonda 8
Harrison, Isabelle 6
Towns, Paula 6
Burdick, Cierra 5
Johnson, Glory 5
Ely, Shyra 5
Evans, Peggy 5
Haave, Tanya 5
Jackson, Gwen 5
Cain, Kelley 4
Charles, Daedra 4
Ely, Cindy 4
Johnson, Dana 4
Shekinna, Stricklen 4
Baugh, Vicki 3
Freeman, Valerie 3
Frost, Sheila 3
Manning, Alicia 3
Noble, Cindy 3
Randall, Semeka 3
Snow, Michelle 3
Graves, Bashaara 3
Brewer, Alyssia 2

## **DeShields, Diamond 2**

## ▲ JUNIORS (2 OR MORE)

Harrison, Isabelle 18
Holdsclaw, Chamique 16
Parker, Candace 14
Charles, Daedra 13
Johnson, Glory 12
Noble, Cindy 11
Stricklen, Stricklen 11
Johnson, Tiffani 9
Ostrowski, Mary 9
Graves, Bashaara 8
Catchings, Tamika 8
Ely, Shyra 8
Frost, Sheila 8
Haave, Tanya 8
McCray, Nikki 8
Thompson, Pashen 8
Burdick, Cierra 6
Jackson, Gwen 6
Johnson, Dana 6
Groover, Debbie 5
Horton, Karla 5
Snow, Michelle 5
Ward, Vonda 5
Brogdon, Cindy 5

Fluker, Tye'sha 3
Towns, Paula 3
Butts, Tasha 3
Moore, Nia 2
Massengale, Ariel 2
Gordon, Bridgette 2
Cain, Kelley 2

## ▲ SENIORS (2 OR MORE)

Collins, Shelia 14
Harrison, Lisa 14
Johnson, Glory 14
Charles, Daedra 13
Ostrowski, Mary 12
Burdick, Cierra 9
Holdsclaw, Chamique 9
Johnson, Dana 9
Webb, Lisa 9
Frost, Sheila 8
Graves, Bashaara 8
Rankin, Jill 8
Harrison, Isabelle 7
Catchings, Tamika 7
Ely, Shyra 7
Anosike, Nicky 6
Gordon, Bridgette 6
Jackson, Gwen 6
Noble, Cindy 6
Stricklen, Shekinna 5
Baugh, Vicki 4
Thompson, Pashen 4
Butts, Tasha 3
Fuller, Alex 3
Groover, Debbie 3
Robinson, Ashley 2
Snow, Michelle 2
Williams, Kamiko 2

## ▲ MOST IN CAREER (5 OR MORE)

Holdsclaw, Chamique 57
Parker, Candace 45
Johnson, Glory 36
Ostrowski, Mary 35
Catchings, Tamika 32
Harrison, Isabelle 31
Charles, Daedra 30
Frost, Sheila 30
Graves, Bashaara 29
Ely, Shyra 22
Horton, Karla 22
Stricklen, Shekinna 22
Burdick, Cierra 21
Gordon, Bridgette 21
Johnson, Dana 20
Groover, Debbie 20
Noble, Cindy 20
Jackson, Gwen 18
Harrison, Lisa 17
Johnson, Tiffani 17
Collins, Shelia 15
Thompson, Pashen 15
Ward, Vonda 15
Haave, Tanya 14
Snow, Michelle 13
Anosike, Nicky 11
<b>Russell, Mercedes 11</b>
Webb, Lisa 11
McCray, Nikki 10
Towns, Paula 10
Evans, Peggy 9
Rankin, Jill 8
Cain, Kelley 8
Randall, Semeka 7
Butts, Tasha 6
Brogdon, Cindy 5

## ▲ POINTS AND ASSISTS DD

Massengale, Ariel 3
Clower, Susan 1
Henry, Lea 1
Hornbuckle, Alexis 1
Marciniak, Michelle 1
Marsh, Dawn 1
McGhee, Carla 1
Middleton, Alexa 1
Simmons, Meighan 1
Stricklen, Shekinna 1
Warlick, Holly 1
Zolman, Shanna 1



# LADY VOL RECORDS

## SINGLE GAME RECORDS: INDIVIDUAL

### FIELD GOALS MADE

FGM	Player	Date	Game
1. 24	Patricia Roberts	11/13/76	Kentucky
2. 19	Patricia Roberts	1/24/77	East Tennessee St.
3. 18	Patricia Roberts	3/24/77	vs. Kansas State
18	Patricia Roberts	1/6/77	Marshall
5. 17	Tanya Haave	12/11/82	at Stephen F. Austin
17	Sue Thomas	1/14/76	at Western Carolina
7. 16	Sheila Frost	1/17/88	Vanderbilt
16	Tanya Haave	2/9/83	at Kentucky
16	Patricia Roberts	3/3/77	vs. Middle Tenn. St.
16	Patricia Roberts	1/14/77	at Western Carolina

### FIELD GOALS ATTEMPTED

FGA	Player	Date	Game
1. 31	Jill Rankin	1/4/80	North Carolina St.
31	Patricia Roberts	11/13/76	Kentucky
31	Sue Thomas	1/14/76	at Western Carolina
4. 29	Cindy Brogdon	1/28/78	at Kentucky
5. 28	Chamique Holdsclaw	12/15/96	Stanford
28	Shelia Collins	3/3/85	at Mississippi
28	Cindy Brogdon	3/23/79	vs. Louisiana Tech
28	Cindy Brogdon	2/12/78	Memphis State
9. 27	Candace Parker	4/6/08	vs. Louisiana State
27	Chamique Holdsclaw	3/16/98	Western Kentucky
27	Shelia Collins	2/2/85	Georgia

### FIELD GOAL PERCENTAGE

FG%	Player (FGM-FGA)	Date	Game
1. 1.000	Gwen Jackson (14-14)	11/29/02	at PR-Mayaguez
2. 1.000	Gwen Jackson (9-9)	11/25/00	vs. Illinois
1.000	Nikki McCray (9-9)	1/22/94	at Mississippi St.
1.000	Sheila Frost (9-9)	12/16/87	at Oregon State
1.000	Lynne Collins (9-9)	12/17/82	at Louisiana St.
1.000	Jerilynn Harper (9-9)	1/29/79	Louisiana State
7. 1.000	Bashaara Graves (8-8)	11/18/15	Penn State
8. 1.000	Bashaara Graves (7-7)	2/12/15	at Mississippi
9. 1.000	Nia Moore (6-6)	3/6/15	vs. Georgia
1.000	Bashaara Graves (6-6)	12/17/13	Tennessee State
1.000	Ariel Massengale (6-6)	1/3/12	Chattanooga
1.000	Kamiko Williams (6-6)	11/15/10	Chattanooga
1.000	Kelley Cain (6-6)	12/6/09	Texas
1.000	Nicky Anosike (6-6)	11/26/07	Louisiana Tech
1.000	Loree Moore (6-6)	11/29/02	at PR-Mayaguez

### THREE-POINT FIELD GOALS MADE

3PM	Player	Date	Game
1. 8	Ariel Massengale	3/1/15	Vanderbilt
8	Meighan Simmons	11/28/13	vs. Virginia
8	Meighan Simmons	12/1/10	Lamar
4. 7	Angie Bjorklund	3/6/11	vs. Kentucky
7	Angie Bjorklund	1/24/08	Arkansas
7	Angie Bjorklund	1/5/08	Notre Dame
7	Angie Bjorklund	12/16/07	Gonzaga
7	Shanna Zolman	2/19/06	at Alabama
9. 6	Ariel Massengale	11/21/14	Winthrop
6	Shekinna Stricklen	1/30/11	at Arkansas
6	Angie Bjorklund	2/14/10	Florida
6	Angie Bjorklund	1/28/10	Auburn
6	Angie Bjorklund	3/6/09	vs. Florida
6	Angie Bjorklund	12/18/08	at Old Dominion
6	Shannon Bobbitt	11/15/07	vs. Oklahoma
6	Shannon Bobbitt	1/28/07	at Alabama
6	Tasha Butts	2/15/04	at Vanderbilt
6	Kara Lawson	3/08/03	Mississippi State
6	Kara Lawson	2/27/03	Vanderbilt
6	Kara Lawson	1/12/03	Auburn
6	Kara Lawson	12/21/02	at Texas
6	Kara Lawson	1/30/00	Kentucky
6	Abby Conklin	12/18/96	at Texas Tech

### THREE-POINT FIELD GOALS ATTEMPTED

3PA	Player	Date	Game
1. 17	Meighan Simmons	11/28/13	vs. Virginia

2. 16	Angie Bjorklund	1/24/08	Arkansas
3. 15	Meighan Simmons	12/1/10	Lamar
4. 14	Meighan Simmons	1/15/11	Vanderbilt
5. 13	Angie Bjorklund	3/6/10	vs. Vanderbilt
13	Shanna Zolman	3/21/06	vs. G. Washington
7. 12	Ariel Massengale	1/25/15	Georgia
12	Meighan Simmons	4/2/13	vs. Louisville
12	Angie Bjorklund	1/15/11	Vanderbilt
12	Angie Bjorklund	3/20/10	vs. Austin Peay
12	Angie Bjorklund	2/14/10	Florida
12	Angie Bjorklund	1/28/10	Auburn
12	Angie Bjorklund	2/8/09	at Florida
12	Angie Bjorklund	12/16/07	Gonzaga
12	Shanna Zolman	2/19/06	at Alabama

### THREE-POINT FIELD GOAL PERCENTAGE

3P%	Player (3PM-3PA)	Date	Game
1. 1.000	Tasha Butts (6-6)	2/15/04	at Vanderbilt
1.000	Kara Lawson (6-6)	2/27/03	Vanderbilt
3. 1.000	Sidney Spencer (5-5)	1/7/06	Connecticut
1.000	Kara Lawson (5-5)	2/2/03	at Vanderbilt
5. 1.000	Meighan Simmons (4-4)	1/2/14	LSU
1.000	Ariel Massengale (4-4)	1/3/12	Chattanooga
1.000	Angie Bjorklund (4-4)	2/27/11	LSU
1.000	Angie Bjorklund (4-4)	1/6/11	Alabama
1.000	Sidney Spencer (4-4)	2/2/06	at Mississippi
1.000	Laurie Milligan (4-4)	12/4/94	at Maryland
1.000	Jody Adams (4-4)	2/13/91	DePaul

### FREE THROWS MADE

FTM	Player	Date	Game
1. 17	Candace Parker	12/13/07	Middle Tennessee
17	Bridgette Gordon	3/25/89	vs. Long Beach St.
3. 16	Shelia Collins	1/25/85	at Old Dominion
4. 15	Chamique Holdsclaw	2/12/98	at Memphis
15	Shelia Collins	2/27/85	Louisiana State
6. 14	Shelia Collins	3/25/84	Georgia
7. 13	Chamique Holdsclaw	3/23/98	vs. North Carolina
13	Tonya Edwards	3/24/90	vs. Virginia
13	Bridgette Gordon	3/6/89	vs. Auburn
13	Gail Dobson	3/1/75	vs. Union (Tenn.)
13	Gail Dobson	2/14/75	vs. Appalachian St.

### FREE THROWS ATTEMPTED

FTA	Player	Date	Game
1. 21	Candace Parker	12/13/07	Middle Tennessee
2. 20	Bridgette Gordon	3/25/89	vs. Long Beach St.
3. 19	Shelia Collins	1/25/85	at Old Dominion
4. 18	Tonya Edwards	3/24/90	vs. Virginia
5. 17	Candace Parker	3/30/08	vs. Notre Dame
17	Chamique Holdsclaw	2/12/98	at Memphis
7. 16	Isabelle Harrison	1/2/14	LSU
16	Glory Johnson	3/4/11	vs. Florida
16	Candace Parker	2/26/06	Florida
16	Daedra Charles	3/2/91	vs. Vanderbilt
16	Shelia Collins	2/27/85	Louisiana State
16	Shelia Collins	3/25/84	Georgia

### FREE THROW PERCENTAGE

FT%	Player (FTM-FTA)	Date	Game
1. 1.000	Gail Dobson (13-13)	3/1/75	vs. Union (Tenn.)
2. 1.000	Gail Dobson (12-12)	2/27/75	vs. Union (Tenn.)
3. 1.000	Debbie Groover (11-11)	11/23/77	Miami (Ohio)
4. 1.000	Ariel Massengale (10-10)	1/5/14	at Georgia
1.000	Ariel Massengale (10-10)	11/18/12	at Miami (Fla.)
1.000	Shekinna Stricklen (10-10)	1/15/09	at Mississippi St.
1.000	Shanna Zolman (10-10)	1/7/06	Connecticut
1.000	Laurie Milligan (10-10)	1/19/97	at Vanderbilt
1.000	Tiffany Woosley (10-10)	3/6/94	vs. Alabama
1.000	Tiffany Woosley (10-10)	2/5/94	Alabama
1.000	Sheila Frost (10-10)	1/23/89	Southern Illinois
1.000	Tonya Edwards (10-10)	1/7/87	at Old Dominion

GENERAL

STAFF

PLAYERS

REVIEW

HISTORY

FACILITIES

NCAA

SEC

RECORDS

MEDIA INFO





# LADY VOL RECORDS

## POINTS

Points	Player	Date	Game
1. 51	Patricia Roberts	11/13/76	Kentucky
2. 43	Tanya Haave	12/11/82	at Stephen F. Austin
43	Patricia Roberts	1/24/77	East Tennessee St.
4. 40	Shelia Collins	3/3/85	at Mississippi
40	Patricia Roberts	3/26/77	vs. Immaculata
6. 39	Chamique Holdsclaw	3/15/99	Boston College
39	Chamique Holdsclaw	2/14/98	Auburn
39	Gail Dobson	3/1/75	vs. Union (Tenn.)
9. 38	Tamika Catchings	2/26/99	vs. Florida
38	Patricia Roberts	1/6/77	Marshall

## REBOUNDS

Rebs	Player	Date	Game
1. 24	Patricia Roberts	2/19/77	vs. Anderson J.C.
2. 22	Daedra Charles	3/16/91	S.W. Missouri State
22	Karla Horton	11/24/85	East Carolina
4. 21	Glory Johnson	3/19/12	DePaul
5. 20	Sheila Frost	12/20/87	Northern Illinois
20	Debbie Groover	1/27/79	Valdosta State
20	Cindy Brogdon	2/12/78	at Kentucky
20	Patricia Roberts	3/10/77	vs. Clemson
20	Patricia Roberts	3/3/77	vs. Middle Tenn. St.
20	Patricia Roberts	2/12/77	at Eastern Kentucky
20	Patricia Roberts	11/13/76	Kentucky

## ASSISTS

Assts	Player	Date	Game
1. 18	Dawn Marsh	3/6/88	vs. Georgia
2. 14	Holly Warlick	2/12/78	Memphis State
3. 13	Ariel Massengale	11/28/13	vs Virginia
13	Shannon Bobbitt	12/16/07	Gonzaga
13	Dawn Marsh	1/11/87	Kentucky
6. 12	Ariel Massengale	1/2/14	LSU
12	Ariel Massengale	1/15/12	Vanderbilt
12	Shekinna Stricklen	1/3/10	Oklahoma
12	Michelle Marciniak	2/25/95	Georgia
12	Dawn Marsh	1/17/88	Vanderbilt
12	Dawn Marsh	3/20/86	vs. Georgia
12	Lea Henry	2/28/82	at Kentucky
12	Holly Warlick	3/5/80	Clemson

## BLOCKED SHOTS

Blocks	Player	Date	Game
1. 12	Kelley Cain	2/22/10	Alabama
2. 8	Kelley Cain	2/4/10	Arkansas
8	Ashley Robinson	12/11/03	Rutgers
4. 7	Isabelle Harrison	1/3/13	at South Carolina
7	Kelley Cain	2/25/10	Kentucky
7	Kelley Cain	2/14/10	Florida
7	Kelley Cain	3/5/09	vs. Alabama
7	Candace Parker	11/28/06	at Louisiana Tech
7	Candace Parker	11/24/05	vs. Michigan State
7	Michelle Snow	3/31/00	vs. Rutgers
7	Cindy Noble	3/21/81	Illinois State

## STEALS

Steals	Player	Date	Game
1. 11	Michelle Marciniak	1/14/96	at Kentucky
2. 10	Shelia Collins	2/8/85	at Florida State
3. 9	Holly Warlick	1/24/79	at Louisiana State
4. 8	Alexis Hornbuckle	3/25/08	at Purdue
8	Alberta Auguste	11/28/06	at Louisiana Tech
8	Loree Moore	11/19/04	at Chattanooga
8	Tamika Catchings	2/16/99	Memphis
8	Nikki McCray	2/12/95	Vanderbilt
8	Nikki McCray	1/20/94	Virginia Tech
8	Nikki McCray	1/7/94	at Notre Dame
8	Nikki McCray	12/9/92	UNC-Charlotte
8	Nikki McCray	2/19/92	at Memphis State

## SINGLE GAME RECORDS: TEAM

### FIELD GOALS MADE

FGM	Game	Date
1. 58	at Hawaii Pacific	12/20/85
2. 57	at Puerto Rico-Mayaguez	11/29/02

3. 55	Tennessee-Martin	2/13/79
4. 53	Marshall	1/6/77
5. 52	Chattanooga State J.C.	1/29/76
6. 50	Tennessee-Martin	11/19/99
50	vs. Tenn.-Chattanooga	2/28/75
8. 48	at Memphis State	2/19/92
48	Stetson	11/26/89
10. 47	Shorter	1/11/75

### FIELD GOALS ATTEMPTED

FGA	Game	Date
1. 98	at Youngstown State	2/9/93
2. 97	Stetson	11/26/89
3. 96	Chattanooga State J.C.	1/29/76
4. 92	Tennessee State	2/27/88
5. 91	Providence	1/25/93
6. 90	vs. Ohio State	12/17/81
90	at Kentucky	1/28/78
8. 88	vs. Memphis State	3/2/78
9. 87	vs. George Mason	12/6/97
87	Vanderbilt	1/17/88

### FIELD GOAL PERCENTAGE

FG%	Game (FGM-FGA)	Date
1. .721	at Old Dominion (44-61)	1/4/89
2. .717	vs. Valdosta State (43-60)	11/29/80
3. .716	at Hawaii Pacific (58-81)	12/20/85
4. .692	at UCLA (36-52)	12/17/11
5. .691	St. Joseph's (38-55)	11/16/98
6. .673	at Purdue (37-55)	12/2/95
.673	at Notre Dame (37-55)	1/7/94
8. .672	vs. Old Dominion (43-64)	12/30/09
9. .663	at Puerto Rico-Mayaguez (57-86)	11/29/02
10. .662	at Memphis State (43-65)	2/24/86

### THREE-POINT FIELD GOALS MADE

3PM	Game	Date
1. 16	vs. Kentucky	3/6/11
2. 15	Lamar	12/1/10
15	Chattanooga	11/15/10
4. 13	Auburn	1/28/10
13	Arkansas	1/24/08
13	Mississippi	2/6/05
13	vs. Army	11/30/02
8. 12	Vanderbilt	3/1/15
12	vs. Oral Roberts	3/23/08
12	Mississippi	2/8/01

### THREE-POINT FIELD GOALS ATTEMPTED

3PA	Game	Date
1. 36	Lamar	12/1/10
2. 35	Chattanooga	11/15/10
3. 32	Vanderbilt	1/15/11
4. 30	Arkansas	1/24/08
5. 29	vs. Oral Roberts	3/23/08
6. 27	UT Martin	3/17/12
27	Mississippi	2/6/05
8. 26	vs. Virginia	11/28/13
26	at Texas Tech	12/18/96
10. 25	Alabama	2/12/09
25	Mississippi State	1/26/03

### THREE-POINT FIELD GOAL PERCENTAGE

3P%	Game (3PM-3PA)	Date
1. .875	at Notre Dame (7-8)	1/7/94
2. .857	vs. Vanderbilt (6-7)	2/28/98
3. .833	DePaul (5-6)	2/13/91
4. .762	vs. Kentucky (16-21)	3/6/11
5. .733	Princeton (11-15)	12/20/05
6. .727	vs. Ole Miss (8-11)	3/27/07
.714	Kentucky (5-7)	2/11/07
.714	Vanderbilt (5-7)	2/18/99
.714	Stanford (5-7)	12/1/94
.714	at Memphis State (5-7)	2/19/92
.714	Florida Atlantic (5-7)	1/21/92



# LADY VOL RECORDS

## FREE THROWS MADE

FTM	Game	Date
1. 40	at Florida	2/3/05
2. 38	vs. Long Beach State	3/25/89
3. 37	at Vanderbilt	1/19/97
4. 36	Long Beach State	12/3/88
5. 35	Southern California	3/21/82
6. 34	vs. Alabama	3/6/94
34	vs. Georgia	3/5/94
8. 33	at Old Dominion	1/7/87
9. 32	Connecticut	1/7/06
32	Florida	2/19/04
32	at Memphis	2/12/98

## FREE THROWS ATTEMPTED

FTA	Game	Date
1. 53	Long Beach State	12/3/88
2. 48	vs. Long Beach State	3/25/89
3. 47	Tennessee State	2/17/86
4. 46	at Florida	2/3/05
5. 45	Memphis	2/16/99
45	UCLA	12/21/98
45	at Vanderbilt	1/19/97
8. 44	vs. Alabama	3/6/94
9. 43	at Chattanooga	11/21/08
43	vs. Stanford	12/1/94

## FREE THROW PERCENTAGE

FT%	Game (FTM-FTA)	Date
1. 1.000	Alabama (18-18)	2/19/15
1.000	LSU (10-10)	2/22/10
1.000	vs. Southern California (9-9)	4/1/84
1.000	Tenn.-Chattanooga (6-6)	12/5/84
5. .958	Vanderbilt (23-24)	2/27/03
.958	at Kentucky (23-24)	2/13/85
7. .956	Wake Forest (22-23)	3/19/88
8. .955	vs. Gonzaga (21-22)	3/28/15
9. .952	vs. Georgia (20-21)	1/25/15
10. .950	Georgia (19-20)	1/12/06
.950	Alabama (19-20)	1/2/0/02

## POINTS

Points	Game	Date
1. 136	at Puerto Rico-Mayaguez	11/29/02
2. 133	Tennessee-Martin	11/19/99
3. 130	at Hawaii Pacific	12/20/85
4. 125	at DePaul	1/20/98
5. 124	Tennessee-Martin	2/13/79
6. 119	Mississippi	2/8/01
7. 118	at Memphis State	2/19/92
118	Florida	2/8/80
9. 115	Eastern Kentucky	12/19/87
10. 114	Tennessee State	2/17/86

## REBOUNDS

Reb	Game	Date
1. 76	Tennessee State	2/27/88
2. 74	Troy	12/14/13
3. 72	Belmont	3/1/79
4. 71	Saint Francis	12/3/14
71	at Youngstown State	2/9/93
6. 70	Tennessee State	2/17/86
7. 66	Virginia	11/19/95
8. 65	Georgia Tech	11/17/13
65	vs. Marquette	11/23/96
10. 64	San Francisco	11/15/08
64	vs. George Mason	12/6/97
64	South Carolina State	3/19/83
64	vs. Washington State	12/16/81

## ASSISTS

Assists	Game	Date
1. 41	at Hawaii Pacific	12/20/85
2. 36	East Tennessee State	2/5/80
3. 35	Kansas State	1/7/82

4. 33	vs. Valdosta State	11/29/80
5. 32	at Fullerton State	12/16/79
6. 31	Lipscomb	12/29/13
31	Stetson	11/26/89
31	Tennessee Tech	3/15/87
31	at Memphis State	2/24/86
31	Tennessee State	2/17/86
31	at San Jose State	12/15/79

## BLOCKED SHOTS

Blocks	Game	Date
1. 15	Kentucky	2/25/10
2. 14	LSU	2/22/10
3. 13	Eastern Kentucky	12/19/87
4. 12	Alabama	1/6/11
12	Florida	2/14/10
12	Louisville	12/16/09
12	Auburn	1/10/08
12	Notre Dame	12/30/06
12	vs. Colgate	3/20/04
10. 11	Tennessee State	12/17/13
11	at South Carolina	1/3/13
11	South Carolina	1/7/10
11	vs. Florida	3/7/08
11	Louisiana Tech	11/26/07
11	Connecticut	2/1/01
11	Mississippi	2/4/99
11	Liberty	3/14/98
11	at DePaul	1/20/98
11	at Tennessee-Martin	11/23/97
11	Tennessee State	2/17/86

## STEALS

Steals	Game	Date
1. 38	at Hawaii Pacific	12/20/85
2. 27	Louisiana State	2/22/98
3. 24	at Tennessee-Martin	11/23/97
24	Providence	1/25/93
24	North Carolina-Charlotte	12/9/92
24	Mississippi State	2/21/87
7. 23	at George Washington	11/27/01
23	Radford	3/16/96
23	at Notre Dame	1/7/94
23	Kentucky	2/17/79

## SINGLE SEASON RECORDS

### INDIVIDUAL

#### GAMES PLAYED

Games	Player	Year
1. 39	Tamika Catchings	1997-98
39	Teresa Geter	1997-98
39	Chamique Holdsclaw	1997-98
39	Kellie Jolly	1997-98
39	LaShonda Stephens	1997-98
39	Kyra Elzy	1996-97
39	Chamique Holdsclaw	1996-97
39	Brynae Laxton	1996-97
39	Cindy Brogdon	1978-79
39	Susan Clower	1978-79
39	Debbie Groover	1978-79
39	Kathy O'Neil	1978-79
39	Holly Warlick	1978-79

#### GAMES STARTED

Starts	Player	Year
1. 39	Chamique Holdsclaw	1997-98
39	Cindy Brogdon	1978-79
39	Debbie Groover	1978-79
39	Holly Warlick	1978-79
5. 38	Nicky Anosike	2007-08
38	Shannon Bobbitt	2007-08
38	Gwen Jackson	2002-03
38	Kara Lawson	2002-03
38	Loree Moore	2002-03
38	Tamika Catchings	1997-98

38	Kellie Jolly	1997-98
38	Chamique Holdsclaw	1996-97
38	Pashen Thompson	1996-97
38	Cindy Noble	1979-80
38	Jill Rankin	1979-80
38	Holly Warlick	1979-80

## FIELD GOALS MADE

FGM	Player	Year
1. 428	Trish Roberts	1976-77
2. 370	Chamique Holdsclaw	1997-98
3. 344	Cindy Brogdon	1978-79
4. 332	Chamique Holdsclaw	1996-97
5. 300	Candace Parker	2007-08
300	Bridgette Gordon	1988-89
7. 296	Jill Rankin	1979-80
8. 294	Chamique Holdsclaw	1998-99
9. 289	Bridgette Gordon	1987-88
10. 286	Cindy Brogdon	1977-78

## FIELD GOALS ATTEMPTED

FGA	Player	Year
1. 693	Cindy Brogdon	1978-79
2. 678	Chamique Holdsclaw	1997-98
3. 667	Chamique Holdsclaw	1996-97
4. 662	Trish Roberts	1976-77
5. 593	Cindy Brogdon	1977-78
6. 567	Chamique Holdsclaw	1998-99
7. 563	Bridgette Gordon	1988-89
8. 560	Candace Parker	2007-08
9. 536	Jill Rankin	1979-80
10. 534	Bridgette Gordon	1987-88

## FIELD GOAL PERCENTAGE (MIN. 250 ATTEMPTS)

FG%	Player (FGM-FGA)	Year
1. .679	Cindy Noble (266-392)	1979-80
2. .647	Trish Roberts (428-662)	1976-77
3. .615	Sheila Frost (208-338)	1987-88
4. .614	Dana Johnson (215-350)	1994-95
5. .597	Cindy Noble (178-298)	1980-81
6. .590	Sheila Frost (161-273)	1986-87
7. .586	Mary Ostrowski (190-324)	1982-83
8. .582	Cindy Noble (170-292)	1978-79
9. .580	Sheila Frost (181-312)	1985-86
10. .578	Sheila Frost (204-353)	1988-89

## THREE-POINT FIELD GOALS MADE

3PM	Player	Year
1. 103	Shanna Zolman	2005-06
2. 102	Angie Bjorklund	2009-10
3. 79	Kara Lawson	1999-00
4. 78	Shannon Bobbitt	2007-08
5. 77	Kara Lawson	2002-03
6. 74	Ariel Massengale	2014-15
7. 73	Angie Bjorklund	2010-11
8. 72	Meighan Simmons	2013-14
9. 69	Meighan Simmons	2012-13
69	Shannon Bobbitt	2006-07

## THREE-POINT FIELD GOALS ATTEMPTED

3PA	Player	Year
1. 239	Angie Bjorklund	2009-10
2. 238	Shanna Zolman	2005-06
3. 202	Ariel Massengale	2014-15
4. 200	Meighan Simmons	2013-14
5. 195	Shannon Bobbitt	2007-08
6. 189	Meighan Simmons	2012-13
7. 187	Meighan Simmons	2010-11
8. 185	Angie Bjorklund	2007-08
9. 181	Kara Lawson	1999-00
10. 171	Kara Lawson	2002-03

GENERAL

STAFF

PLAYERS

REVIEW

HISTORY

FACILITIES

NCAA

SEC

RECORDS

MEDIA INFO





LADY VOL RECORDS

THREE-POINT FIELD GOAL PCT. (MIN. 50 ATTEMPTS)

3P%	Player (3PM-3PA)	Year
1. .490	Dena Head (25-51)	1990-91
2. .455	Tiffany Woosley (46-101)	1993-94
3. .451	Angie Bjorklund (73-162)	2010-11
4. .450	Kara Lawson (77-171)	2002-03
5. .436	Shanna Zolman (68-156)	2004-05
	.436 Kara Lawson (79-181)	1999-00
7. .434	Sidney Spencer (53-122)	2005-06
8. .433	Shanna Zolman (103-238)	2005-06
9. .427	Angie Bjorklund (102-239)	2009-10
10. .426	Shanna Zolman (58-136)	2003-04

FREE THROWS MADE

FTM	Player	Year
1. 201	Candace Parker	2007-08
2. 166	Candace Parker	2006-07
	166 Chamique Holdsclaw	1997-98
4. 165	Tamika Catchings	1997-98
5. 159	Candace Parker	2005-06
6. 155	Semeka Randall	1997-98
7. 147	Dana Johnson	1994-95
8. 145	Cindy Noble	1979-80
9. 138	Jill Rankin	1979-80
	138 Glory Johnson	2011-12

FREE THROWS ATTEMPTED

FTA	Player	Year
1. 288	Candace Parker	2007-08
2. 232	Candace Parker	2006-07
3. 227	Glory Johnson	2010-11
4. 218	Candace Parker	2005-06
5. 217	Glory Johnson	2011-12
	217 Tamika Catchings	1997-98
	217 Chamique Holdsclaw	1997-98
8. 213	Semeka Randall	1997-98
9. 208	Daedra Charles	1990-91
10. 205	Dana Johnson	1994-95

FREE THROW PCT. (MIN. 50 ATTEMPTS)

FT%	Player (FTM-FTA)	Year
1. .957	Shanna Zolman (88-92)	2003-04
2. .944	Shanna Zolman (85-90)	2005-06
3. .900	Sidney Spencer (54-60)	2006-07
4. .892	Shanna Zolman (58-65)	2002-03
5. .884	Kara Lawson (99-112)	2002-03
6. .880	Tiffany Woosley (110-125)	1993-94
7. .879	Latina Davis (51-58)	1993-94
8. .864	Cindy Brogdon (102-118)	1977-78
9. .862	Shanna Zolman (75-87)	2004-05
10. .860	Ariel Massengale (74-86)	2014-15

POINTS

Points	Player	Year
1. 987	Trish Roberts	1976-77
2. 915	Chamique Holdsclaw	1997-98
3. 809	Candace Parker	2007-08
4. 803	Chamique Holdsclaw	1996-97
5. 784	Cindy Brogdon	1978-79
6. 735	Bridgette Gordon	1988-89
7. 730	Jill Rankin	1979-80
8. 724	Chamique Holdsclaw	1998-99
9. 711	Tamika Catchings	1997-98
10. 706	Candace Parker	2006-07

POINTS AVERAGE

Points	Player	Year
1. 29.9	Patricia Roberts	1976-77
2. 23.5	Chamique Holdsclaw	1997-98
3. 21.7	Cindy Brogdon	1977-78
4. 21.3	Candace Parker	2007-08
	21.3 Chamique Holdsclaw	1998-99
6. 20.8	Bridgette Gordon	1987-88

7. 20.6	Chamique Holdsclaw	1996-97
8. 20.4	Bridgette Gordon	1988-89
9. 20.1	Cindy Brogdon	1978-79
10. 19.6	Candace Parker	2006-07

REBOUNDS

Reb	Player	Year
1. 467	Trish Roberts	1976-77
2. 367	Chamique Holdsclaw	1996-97
3. 359	Glory Johnson	2010-11
4. 355	Glory Johnson	2011-12
5. 352	Candace Parker	2006-07
6. 338	Debbie Groover	1978-79
7. 328	Chamique Holdsclaw	1997-98
8. 326	Isabelle Harrison	2013-14
9. 326	Chamique Holdsclaw	1995-96
10. 322	Candace Parker	2007-08
	322 Daedra Charles	1990-91

REBOUND AVERAGE

RPG	Player	Year
1. 14.2	Trish Roberts	1976-77
2. 9.9	Glory Johnson	2011-12
3. 9.8	Candace Parker	2006-07
4. 9.7	Glory Johnson	2010-11
5. 9.4	Chamique Holdsclaw	1996-97
	9.4 Lisa Harrison	1992-93
	9.4 Sheila Frost	1985-86
	9.4 Shelia Collins	1984-85
9. 9.3	Isabelle Harrison	2013-14
10. 9.2	Karla Horton	1985-86
	9.2 Daedra Charles	1990-91

ASSISTS

Assists	Player	Year
1. 243	Dawn Marsh	1987-88
2. 225	Holly Warlick	1979-80
3. 204	Michelle Marciniak	1994-95
4. 193	Dawn Marsh	1986-87
5. 192	Dawn Marsh	1985-86
6. 181	Holly Warlick	1978-79
7. 165	Lea Henry	1980-81
8. 162	Ariel Massengale	2011-12
9. 158	Ariel Massengale	2012-13
	158 Lea Henry	1981-82

ASSIST AVERAGE

APG	Player	Year
1. 7.1	Dawn Marsh	1987-88
2. 6.0	Dawn Marsh	1986-87
3. 5.9	Holly Warlick	1979-80
4. 5.8	Ariel Massengale	2013-14
5. 5.7	Michelle Marciniak	1994-95
6. 5.6	Dawn Marsh	1985-86
7. 5.3	Lea Henry	1980-81
8. 5.0	Holly Warlick	1977-78
9. 4.9	Ariel Massengale	2011-12
	4.9 Lea Henry	1981-82

BLOCKED SHOTS

Blocks	Player	Year
1. 113	Kelley Cain	2009-10
2. 99	Candace Parker	2006-07
3. 90	Candace Parker	2007-08
	90 Teresa Geter	1997-98
5. 86	Candace Parker	2005-06
6. 77	Sheila Frost	1985-86
7. 70	Ashley Robinson	2003-04
8. 66	Kelley Cain	2010-11
	<b>66 Mercedes Russell</b>	<b>2015-16</b>
10. 63	Ashley Robinson	2002-03

STEALS

Steals	Player	Year
1. 141	Holly Warlick	1978-79

2. 114	Alexis Hornbuckle	2006-07
3. 113	Shelia Collins	1984-85
4. 110	Chamique Holdsclaw	1997-98
5. 109	Holly Warlick	1979-80
6. 105	Bridgette Gordon	1988-89
7. 104	Alexis Hornbuckle	2007-08
8. 102	Semeka Randall	1997-98
9. 101	Michelle Marciniak	1995-96
10. 100	Tamika Catchings	1997-98

CAREER RECORDS

INDIVIDUAL

GAMES PLAYED

Gms.	Player	Years
1. 148	Chamique Holdsclaw	1995-99
2. 146	Nicky Anosike	2004-08
3. 144	Shanna Zolman	2002-06
4. 143	Meighan Simmons	2010-14
	143 Kara Lawson	1999-2003
	143 Abby Conklin	1993-97
7. 141	Glory Johnson	2009-10-11-12
	141 Tasha Butts	2000-04
	141 Holly Warlick	1976-80
10. 140	Tye'sha Fluker	2002-06
	140 Semeka Randall	1997-2001

GAMES STARTED

Starts	Player	Years
1. 147	Chamique Holdsclaw	1995-99
2. 138	Shekinna Stricklen	2008-12
3. 137	Kara Lawson	1999-2003
4. 133	Nicky Anosike	2004-08
5. 128	Bashaara Graves	2012-16
6. 127	Meighan Simmons	2010-14
7. 126	Tamika Catchings	1997-2001
8. 123	Lea Henry	1979-83
9. 121	Bridgette Gordon	1985-89
10. 119	Alexis Hornbuckle	2004-08
	119 Semeka Randall	1997-2001

FIELD GOALS MADE

Made	Player	Years
1. 1233	Chamique Holdsclaw	1995-99
2. 1017	Bridgette Gordon	1985-89
3. 797	Candace Parker	2005-08
4. 760	Tamika Catchings	1997-2001
5. 754	Sheila Frost	1985-89
6. 746	Meighan Simmons	2010-14
	746 Tanya Haave	1980-84
8. 731	Semeka Randall	1997-2001
9. 692	Shekinna Stricklen	2008-12
10. 687	Mary Ostrowski	1980-84

FIELD GOALS ATTEMPTED

FGA	Player	Years
1. 2419	Chamique Holdsclaw	1995-99
2. 1985	Bridgette Gordon	1985-89
3. 1834	Meighan Simmons	2010-14
4. 1590	Semeka Randall	1997-2001
5. 1583	Shekinna Stricklen	2008-12
6. 1506	Tamika Catchings	1997-2001
7. 1482	Candace Parker	2005-08
8. 1475	Kara Lawson	1999-2003
9. 1456	Tanya Haave	1980-84
10. 1404	Shyra Ely	2001-05

FIELD GOAL PCT.(MIN. 200 ATTEMPTS)

FG%	Player (FGM-FGA)	Years
1. .647	Trish Roberts (428-662)	1976-77
2. .625	Cindy Noble (614-982)	1978-81
3. .606	Kelley Cain (343-566)	2008-11
4. .591	Sheila Frost (754-1276)	1985-89
<b>5. .566 Mercedes Russell (241-426)</b>	<b>2013-</b>	
6. .561	Jerilynn Harper (152-271)	1978-79



# LADY VOL RECORDS

7.	.553	M. Snow (585-1057)	1998-2002
8.	.5522	Jill Rankin (296-536)	1979-80
9.	.5520	Daedra Charles (594-1077)	1988-91
10.	.549	D. Johnson (622-1132)	1991-95
11.	.540	M. Ostrowski (687-1272)	1980-84

## THREE-POINT FIELD GOALS MADE

3PM	Player	Years
1.	305	Angie Bjorklund 2007-11
2.	266	Shanna Zolman 2002-06
3.	256	Kara Lawson 1999-2003
4.	255	Meighan Simmons 2010-14
5.	164	Ariel Massengale 2011-15
6.	163	Shekinna Stricklen 2008-12
7.	161	Brittany Jackson 2001-05
8.	147	Shannon Bobbitt 2006-08
9.	143	Taber Spani 2009-13
10.	133	Sidney Spencer 2003-07

## THREE-POINT FIELD GOALS ATTEMPTED

3PA	Player	Years
1.	740	Meighan Simmons 2010-14
2.	738	Angie Bjorklund 2007-11
3.	626	Shanna Zolman 2002-06
4.	617	Kara Lawson 1999-2003
5.	481	Shekinna Stricklen 2008-12
6.	455	Ariel Massengale 2011-15
7.	443	Brittany Jackson 2001-05
8.	381	Taber Spani 2009-13
9.	368	Nikki Caldwell 1990-94
10.	366	Tamika Catchings 1997-2001

## THREE-POINT FIELD GOAL PCT. (MIN. 100 ATTEMPTS)

3P%	Player (3PM-3PA)	Years
1.	.425	S. Zolman (266-626) 2002-06
2.	.415	Kara Lawson (256-617) 1999-2003
3.	.413	A. Bjorklund (305-738) 2007-11
4.	.412	April McDivitt (101-245) 1999-2002
5.	.406	Shannon Bobbitt (147-362) 2006-08
6.	.396	S. Spencer (133-336) 2003-07
7.	.393	Gwen Jackson (55-140) 1999-03
8.	.391	T. Woosley (132-338) 1991-95
9.	.375	Taber Spani (143-381) 2009-13
10.	.364	Kellie Jolly (99-272) 1995-99

## FREE THROWS MADE

FTM	Player	Years
1.	526	Candace Parker 2005-08
2.	523	Chamique Holdsclaw 1995-99
3.	493	Glory Johnson 2008-12
4.	471	Tamika Catchings 1997-2001
5.	439	Semeka Randall 1997-2001
6.	423	Bridgette Gordon 1985-89
7.	405	Bashaara Graves 2012-16
8.	381	Nicky Anosike 2004-08
9.	377	Dana Johnson 1991-95
10.	371	Tonya Edwards 1986-90

## FREE THROWS ATTEMPTED

FTA	Player	Years
1.	796	Glory Johnson 2008-12
2.	738	Candace Parker 2005-08
3.	731	Chamique Holdsclaw 1995-99
4.	618	Semeka Randall 1997-2001
5.	611	Tamika Catchings 1997-2001
6.	610	Bridgette Gordon 1985-89
7.	586	Nicky Anosike 2004-08
8.	584	Dana Johnson 1991-95
9.	566	Bashaara Graves 2012-16
10.	539	Daedra Charles 1988-91

## FREE THROW PCT. (MIN. 150 ATTEMPTS)

FT%	Player (FTM-FTA)	Years
1.	.916	S. Zolman (306-334) 2002-06
2.	.853	S. Spencer (163-191) 2003-07
3.	.847	Kara Lawson (344-406) 1999-2003
4.	.839	Cindy Brogdon (198-236) 1977-79
5.	.816	T. Woosley (284-348) 1991-95
	.816	Tanya Haave (279-342) 1980-84
7.	.812	Ariel Massengale (277-341) 2011-15
8.	.808	Taber Spani (160-198) 2009-13
9.	.802	Jill Rankin (138-172) 1979-80
10.	.797	Jody Adams (141-177) 1989-93

## POINTS

Points	Player	Years
1.	3025	Chamique Holdsclaw 1995-99
2.	2462	Bridgette Gordon 1985-89
3.	2137	Candace Parker 2005-08
4.	2113	Tamika Catchings 1997-2001
5.	2064	Meighan Simmons 2010-14
6.	1950	Kara Lawson 1999-2003
7.	1915	Semeka Randall 1997-2001
8.	1882	Shekinna Stricklen 2008-12
9.	1790	Sheila Frost 1985-89
10.	1771	Tanya Haave 1980-84

## SCORING AVERAGE (MIN. 30 GAMES)

PPG	Player	Years
1.	29.9	Trish Roberts 1976-77
2.	20.8	Cindy Brogdon 1977-79
3.	20.4	Chamique Holdsclaw 1995-99
4.	19.4	Candace Parker 2005-08
5.	19.2	Jill Rankin 1979-80
6.	18.0	Bridgette Gordon 1985-89
7.	16.6	Tamika Catchings 1997-2001
8.	15.2	Cindy Noble 1978-81
9.	14.4	Meighan Simmons 2010-2014
10.	14.3	<b>Diamond DeShields 2015-</b>
11.	14.2	Daedra Charles 1988-1991

## REBOUNDS

Rebounds	Player	Years
1.	1295	Chamique Holdsclaw 1995-97-98-99
2.	1218	Glory Johnson 2008-12
3.	1044	Bashaara Graves 2012-16
4.	1043	Sheila Frost 1985-89
5.	1004	Tamika Catchings 1997-2001
6.	994	Mary Ostrowski 1980-84
7.	972	Candace Parker 2005-08
8.	957	Debbie Groover 1977-81
9.	940	Shyra Ely 2001-05
10.	915	Bridgette Gordon 1985-89

## REBOUND AVERAGE (MIN. 30 GAMES)

RPG	Player	Years
1.	14.2	Trish Roberts 1976-77
2.	8.8	Candace Parker 2005-08
	8.8	Chamique Holdsclaw 1995-99
4.	8.6	Glory Johnson 2008-12
5.	8.2	Daedra Charles 1988-91
6.	8.0	Mary Ostrowski 1979-84
7.	7.9	Tamika Catchings 1996-2001
8.	7.7	Karla Horton 1984-87
9.	7.6	Sheila Frost 1985-89
10.	7.5	Bashaara Graves 2012-16

## ASSISTS

Assts.	Player	Years
1.	755	Dawn Marsh 1984-88
2.	673	Holly Warlick 1976-80
3.	587	Lea Henry 1979-83
4.	518	Ariel Massengale 2011-15
5.	503	Alexis Hornbuckle 2004-08

6.	456	Kara Lawson 1999-2003
7.	452	Kellie Jolly 1995-99
8.	449	Michelle Marciniak 1993-96
9.	439	Dena Head 1988-92
10.	429	Kristen Clement 1997-2001

## ASSIST AVERAGE (MIN. 30 GAMES)

APG	Player	Years
1.	5.7	Dawn Marsh 1984-88
2.	4.8	Holly Warlick 1976-80
3.	4.4	Lea Henry 1979-83
4.	4.3	Michelle Marciniak 1993-96
5.	4.2	Ariel Massengale 2011-
6.	3.7	Cindy Brogdon 1977-79
7.	3.64	Alexis Hornbuckle 2004-08
8.	3.58	Loree Moore 2001-05
9.	3.4	Kellie Jolly 1995-99
10.	3.3	Dena Head 1988-92
	3.3	Suzanne Barbre **--1976-78

## BLOCKED SHOTS

Blocks	Player	Years
1.	275	Candace Parker 2005-08
2.	249	Sheila Frost 1985-89
3.	228	Kelley Cain 2008-11
4.	200	Ashley Robinson 2000-04
5.	194	Michelle Snow 1998-2002
6.	161	Nicky Anosike 2004-08
7.	136	Tamika Catchings 1997-2001
8.	135	Teresa Geter 1997-99
9.	131	Isabelle Harrison 2011-15
10.	111	Chamique Holdsclaw 1995-99

## STEALS

Steals	Player	Years
1.	373	Alexis Hornbuckle 2004-08
2.	336	Bridgette Gordon 1985-89
3.	311	Tamika Catchings 1997-2001
4.	305	Chamique Holdsclaw 1995-99
5.	289	Nikki McCray 1991-95
6.	286	Semeka Randall 1997-2001
7.	280	Loree Moore 2001-05
8.	278	Shelia Collins 1981-85
9.	250	Holly Warlick **--1978-80
10.	234	Michelle Marciniak 1993-96

GENERAL

STAFF

PLAYERS

REVIEW

HISTORY

FACILITIES

NCAA

SEC

RECORDS

MEDIA INFO





# LADY VOL RECORDS BY CLASS

## FRESHMAN

### POINTS

Total	Name	Opponent	Date
1. 35	Tamika Catchings	Depaul	1/20/98
2. 34	Candace Parker	Florida	2/26/06
3. 31	Shyra Ely	Georgia	3/1/02
4. 29	Angie Bjorklund	Arkansas	1/24/08
29	Candace Parker	Rutgers	3/26/06

### REBOUNDS

Total	Name	Opponent	Date
1. 19	Chamique Holdsclaw	Georgia	1/8/96
2. 18	Sheila Frost	Notre Dame	12/9/85
3. 17	Sheila Frost	Iowa	3/16/86
17	Bridgette Gordon	Georgia	1/29/86
17	Tiffani Johnson	Louisiana Tech	11/20/94
17	Michelle Snow	Mississippi St.	2/6/99

### ASSISTS

Total	Name	Opponent	Date
1. 12	Ariel Massengale	Vanderbilt	1/15/12
2. 11	<b>Alexa Middleton</b>	<b>Penn</b>	<b>11/14/14</b>
11	Ariel Massengale	Alabama	1/26/12
11	Meighan Simmons	Alabama	1/6/11
5. 9	Cierra Burdick	Old Dominion	12/28/11
9	Jody Adams	Stetson	11/26/89
9	Jody Adams	Illinois	1/2/90
9	Pam Marr	Rutgers	1/19/83

### BLOCKED SHOTS

Total	Name	Opponent	Date
1. 7	Candace Parker	Michigan State	11/24/05
7	Kelley Cain	Alabama	3/5/09
3. 6	<b>Mercedes Russell</b>	<b>Tennessee State</b>	<b>12/17/13</b>
6	Kelley Cain	Georgia	2/5/09
6	Candace Parker	Rutgers	3/26/06
6	Sheila Frost	Tennessee St.	2/17/86

### STEALS

Total	Name	Opponent	Date
1. 8	Nikki McCray	Memphis St.	2/19/92
8	Bridgette Gordon	Hawaii Pacific	12/20/85
3. 7	Sheila Collins	Southern Cal.	3/21/82
4. 6	8x, most recently N. Anosike	Purdue	3/22/05

## SOPHOMORE

### POINTS

Total	Name	Opponent	Date
1. 38	Tamika Catchings	Florida	2/26/99
2. 34	Chamique Holdsclaw	Georgia	12/8/96
3. 33	Chamique Holdsclaw	Louisiana Tech	2/24/97
33	Bridgette Gordon	Auburn	3/21/87
5. 32	Candace Parker	Old Dominion	12/22/06

### REBOUNDS

Total	Name	Opponent	Date
1. 22	Karla Horton	East Carolina	11/24/85
2. 20	Debbie Groover	Valdosta St.	1/27/79
3. 19	Pashen Thompson	Montana	12/19/94
4. 18	Bashaara Graves	Georgia Tech	11/17/13
18	Chamique Holdsclaw	DePaul	1/28/97
18	Sheila Frost	Georgia	1/24/87
18	Karla Horton	Louisiana St.	1/20/86

### ASSISTS

Total	Name	Opponent	Date
1. 14	Holly Warlick	Memphis St.	2/17/78
2. 12	Shekinna Stricklen	Oklahoma	1/3/10
12	Dawn Marsh	Georgia	3/20/86
4. 11	Kellie Jolly	Old Dominion	3/30/97
11	Dawn Marsh	Hawaii Pacific	12/20/85

### BLOCKED SHOTS

Total	Name	Opponent	Date
1. 12	Kelley Cain	LSU	2/22/10
2. 8	Kelley Cain	Arkansas	2/4/10

3. 7	Isabelle Harrison	South Carolina	1/3/13
7	Kelley Cain	Kentucky	2/25/10
7	Kelley Cain	Florida	2/14/10
7	Candace Parker	Louisiana Tech	11/28/06
7	Michelle Snow	Rutgers	3/31/00

### STEALS

Total	Name	Opponent	Date
1. 8	Tamika Catchings	Memphis	2/16/99
8	Tonya Edwards	Oregon State	12/16/87
8	Tonya Edwards	Florida	2/21/88
8	Nikki McCray	UNC Charlotte	12/9/92
5. 7	<b>12x, most recently D. DeShields</b>	<b>East Tennessee St.</b>	<b>12/2/15</b>

## JUNIOR

### POINTS

Total	Name	Opponent	Date
1. 43	Tanya Haave	Stephen F. Austin	12/11/82
2. 39	Chamique Holdsclaw	Auburn	2/14/98
3. 37	Chamique Holdsclaw	Florida	1/10/98
4. 36	Sheila Frost	Vanderbilt	1/17/88
5. 35	Cindy Noble	UT-Chattanooga	1/18/80

### REBOUNDS

Total	Name	Opponent	Date
1. 20	Cindy Brogdon	Memphis St.	2/17/78
2. 20	Sheila Frost	N. Illinois	12/20/87
3. 19	Tiffani Johnson	Auburn	2/15/97
4. 18	Isabelle Harrison	Georgia Tech	11/17/13
18	Glory Johnson	Mississippi St.	1/27/11
18	Glory Johnson	Georgia Tech	11/26/10
18	Dana Johnson	Alabama	3/6/94

### ASSISTS

Total	Name	Opponent	Date
1. 13	Ariel Massengale	Virginia	11/28/13
2. 12	Ariel Massengale	LSU	1/2/14
12	Michelle Marciniak	Georgia	2/25/95
12	Lea Henry	Kentucky	2/28/82
5. 11	Laurie Milligan	Old Dominion	1/7/97
11	Shelley Sexton	UCLA	12/15/85
11	Susan Clower	Old Dominion	2/16/81

### BLOCKED SHOTS

Total	Name	Opponent	Date
1. 6	Nia Moore	Alabama	2/19/15
6	Kelley Cain	South Carolina	1/20/11
6	Daedra Charles	Georgia	3/4/90
4. 5	Kelley Cain	Kentucky	3/6/11
5	Kelley Cain	Florida	2/10/11
5	Candace Parker	Mississippi St.	2/24/08
5	Candace Parker	Rutgers	2/11/08
5	Ashley Robinson	Alabama	1/16/03
5	Michelle Snow	Memphis	12/15/00
5	Sheila Frost	Memphis St.	1/27/88
5	Sheila Frost	Louisiana Tech	2/15/88

### STEALS

Total	Name	Opponent	Date
1. 9	Holly Warlick	Louisiana State	1/24/79
2. 8	Alberta Auguste	Louisiana Tech	11/28/06
8	Dena Head	Virginia Tech	12/3/90
8	Shelley Sexton	Hawaii Pacific	12/20/85
8	Nikki McCray	Virginia Tech	1/20/94

## SENIOR

### POINTS

Total	Name	Opponent	Date
1. 51	Patricia Roberts	Kentucky	11/13/76
2. 43	Patricia Roberts	ETSU	1/24/77
3. 40	Shelia Collins	Mississippi	3/3/85
4. 39	Chamique Holdsclaw	Boston College	3/15/99
5. 37	Tasha Butts	Vanderbilt	2/15/04
37	Jill Rankin	N.C. State	1/4/80



# LADY VOL RECORDS BY CLASS

## REBOUNDS

Total	Name	Opponent	Date
1. 22	Daedra Charles	SW Missouri St.	3/16/91
2. 21	Glory Johnson	DePaul	3/11/12
3. 20	Patricia Roberts	Clemson, MTSU EKU, KY	3-7/11-76
4. 19	Shelia Collins	Mississippi	3/3/85
19	Bashaara Graves	Florida	1/7/16

## ASSISTS

Total	Name	Opponent	Date
1. 18	Dawn Marsh	Georgia	3/6/88
2. 13	Shannon Bobbitt	Gonzaga	12/16/07
3. 12	Holly Warlick	Clemson	3/5/80
12	Dawn Marsh	Vanderbilt	1/17/88
5. 11	Dawn Marsh	Memphis State	1/27/88

## BLOCKED SHOTS

Total	Name	Opponent	Date
1. 8	Ashley Robinson	Rutgers	12/11/03
2. 7	Cindy Noble	Illinois State	3/21/81
3. 6	Mary Ostrowski	Mississippi	2/15/84
6	Cindy Noble	Kentucky	3/13/81
5. 5	9x, most recently I. Harrison	Oregon State	12/28/14

## STEALS

Total	Name	Opponent	Date
1. 11	Michelle Marciniak	Kentucky	1/14/96
2. 10	Shelia Collins	Florida State	2/8/85
3. 8	Alexis Hornbuckle	Purdue	3/25/08
8	Nikki McCray	Vanderbilt	2/12/95
8	Holly Warlick	UCLA	12/13/79

# TOP 10 SEASON AVERAGES BY CLASS

## FRESHMAN RECORDS

### POINTS

Name	Games	Points	Avg.
1. Tamika Catchings	39	711	18.2
2. Candace Parker	36	622	17.3
3. Chamique Holdsclaw	36	583	16.2
4. Semeka Randall	38	604	15.9
5. Bridgette Gordon	34	481	14.2
Shelia Collins	31	412	14.2
7. Kara Lawson	37	504	13.6
8. Meighan Simmons	37	500	13.5
9. Shekinna Stricklen	32	424	13.3
10. Bashaara Graves	35	461	13.2

### REBOUNDS

Name	Games	Rebs.	Avg.
1. Sheila Frost	33	309	9.4
2. Chamique Holdsclaw	36	326	9.1
3. Candace Parker	36	298	8.3
4. Bashaara Graves	35	281	8.0
Tamika Catchings	39	313	8.0
6. Karla Horton	32	229	7.2
Glory Johnson	33	4236	7.2
8. Mary Ostrowski	29	203	7.0
9. Lisa McGill	27	184	6.8
10. Tiffani Johnson	37	241	6.5

### ASSISTS

Name	Games	Assists	Avg.
1. Ariel Massengale	33	162	4.9
2. Dawn Marsh	32	127	3.97
3. Loree Moore	34	133	3.91
4. Holly Warlick	33	112	3.4
5. Dena Head	37	118	3.2
Kristen "Ace" Clement	33	107	3.2
7. Lea Henry	38	119	3.1
Alexis Hornbuckle	35	110	3.1
9. Shekinna Stricklen	32	95	3.0
10. Candace Parker	36	103	2.9

## SOPHOMORE RECORDS

### POINTS

Name	Games	Points	Avg.
1. Chamique Holdsclaw	39	803	20.6
2. Candace Parker	36	706	19.6
3. Tamika Catchings	34	563	16.6
4. Bridgette Gordon	34	559	16.4
5. Peggy Evans	31	458	14.8
6. Mary Ostrowski	32	458	14.31
<b>7. Diamond DeShields</b>	<b>36</b>	<b>514</b>	<b>14.27</b>
8. Semeka Randall	33	464	14.1
9. Paula Towns	32	451	14.0
10. Suzanne Barbre	14	182	13.90

## REBOUNDS

Name	Games	Rebs.	Avg.
1. Candace Parker	36	352	9.8
2. Chamique Holdsclaw	39	367	9.4
3. Karla Horton	34	313	9.2
4. Debbie Groover	39	338	8.7
5. Mary Ostrowski	32	273	8.5
<b>6. Mercedes Russell</b>	<b>36</b>	<b>299</b>	<b>8.3</b>
7. Vonda Ward	32	250	7.8
Paula Towns	32	250	7.8
9. Kelley Cain	33	254	7.69
10. Glory Johnson	35	268	7.65

### ASSISTS

Name	Games	Assists	Avg.
1. Dawn Marsh	34	192	5.6
2. Lea Henry	31	167	5.4
3. Holly Warlick	31	155	5.0
4. Ariel Massengale	35	158	4.5
5. Kellie Jolly	23	94	4.1
6. Suzanne Barbre	14	55	3.93
7. Dena Head	33	129	3.91
8. Alexis Hornbuckle	29	113	3.89
9. Shekinna Stricklen	35	135	3.85
10. Loree Moore	38	145	3.82

## JUNIOR RECORDS

### POINTS

Name	Games	Points	Avg.
1. Chamique Holdsclaw	39	915	23.5
2. Cindy Brogdon	31	674	21.7
3. Candace Parker	38	809	21.3
4. Bridgette Gordon	34	687	20.8
5. Tanya Haave	33	614	18.6
6. Meighan Simmons	35	589	16.8
7. Nikki McCray	33	537	16.3
8. Daedra Charles	33	525	15.9
9. Tamika Catchings	37	580	15.7
10. Kara Lawson	34	512	15.1

### REBOUNDS

Name	Games	Rebs.	Avg.
1. Glory Johnson	37	359	9.7
2. Isabelle Harrison	35	326	9.3
3. Daedra Charles	33	287	8.7
4. Candace Parker	38	322	8.5
5. Chamique Holdsclaw	39	328	8.4
6. Shyra Ely	35	279	8.0
7. Sheila Frost	34	269	7.91
8. Tamika Catchings	37	292	7.89
9. Mary Ostrowski	33	255	7.7
10. Cindy Noble	38	288	7.6
Cindy Brogdon	31	238	7.6

## ASSISTS

Name	Games	Assists	Avg.
1. Dawn Marsh	32	193	6.0
2. Ariel Massengale	19	110	5.8
3. Michelle Marciniak	36	204	5.7
4. Lea Henry	32	152	4.9
5. Holly Warlick	39	181	4.6
6. Laurie Milligan	22	98	4.5
7. Alexis Hornbuckle	37	146	4.0
8. Kellie Jolly	39	148	3.8
Suzanne Barbre	33	126	3.8
10. Dena Head	35	129	3.7
Shelley Sexton	34	124	3.7

## SENIOR RECORDS

### POINTS

Name	Games	Points	Avg.
1. Patricia Roberts	33	987	29.9
2. Chamique Holdsclaw	34	724	21.3
3. Bridgette Gordon	36	733	20.4
4. Cindy Brogdon	39	784	20.1
5. Jill Rankin	38	730	19.2
6. Shelia Collins	31	563	18.2
7. Daedra Charles	35	607	17.3
8. Meighan Simmons	35	577	16.5
9. Gwen Jackson	38	612	16.1
Suzanne Barbre	31	499	16.1

### REBOUNDS

Rank	Name	Games	Rebs.	Avg.
1.	Patricia Roberts	33	467	14.2
2.	Glory Johnson	36	355	9.9
3.	Lisa Harrison	32	300	9.4
	Shelia Collins	31	290	9.4
5.	Daedra Charles	35	322	9.2
6.	Tamika Catchings	17	150	8.8
7.	Mary Ostrowski	31	270	8.7
8.	Isabelle Harrison	21	181	8.6
9.	Bashaara Graves	33	273	8.3
10.	Chamique Holdsclaw	34	274	8.1

### ASSISTS

Name	Games	Assists	Avg.
1. Dawn Marsh	34	243	7.1
2. Holly Warlick	38	225	6.0
3. Lea Henry	33	149	4.5
4. Michelle Marciniak	36	156	4.3
5. Kellie Jolly	34	141	4.1
6. Kara Lawson	38	151	4.0
7. Cindy Brogdon	39	150	3.8
8. Alexis Hornbuckle	37	134	3.6
9. Tonya Edwards	33	111	3.4
10. Loree Moore	29	96	3.3

GENERAL

STAFF

PLAYERS

REVIEW

HISTORY

FACILITIES

NCAA

SEC

RECORDS

MEDIA INFO





SEASON STATISTICAL BREAKDOWN

FIELD GOALS MADE

1292, 1978-79 (39)
1288, 1997-98 (39)
1224, 1987-88 (34)
1202, 1979-80 (38)
1191, 1988-89 (37)
1147, 1976-77 (33)
1117, 1998-99 (34)
1107, 1996-97 (39)
1106, 2002-03 (38)
1094, 2010-11 (37)
1083, 2007-08 (38)
1079, 1985-86 (34)
1073, 1986-87 (34)
1069, 1995-96 (36)
1057, 1994-95 (37)
1051, 1990-91 (35)
1051, 1982-83 (33)
1050, 1999-00 (37)
1037, 1977-78 (31)
1028, 2000-01 (34)
1011, 1989-90 (33)
1007, 2012-13 (35)
1005, 2005-06 (36)
1004, 2009-10 (35)
999, 2013-14 (35)
995, 2006-07 (37)
981, 2001-02 (34)
971, 1993-94 (33)
968, 2011-12 (36)
966, 1991-92 (31)
967, 2003-04 (35)
964, 1992-93 (32)
944, 1981-82 (32)
934, 2014-15 (36)
926, 1980-81 (31)
915, 1983-84 (33)
896, 2015-16 (36)
892, 2004-05 (35)
868, 1984-85 (32)
837, 2008-09 (33)

FIELD GOAL ATT.

2679, 1997-98 (39)
2622, 1978-79 (39)
2478, 1996-97 (39)
2401, 2007-08 (38)
2395, 1987-88 (34)
2384, 2002-03 (38)
2379, 1979-80 (38)
2363, 1988-89 (37)
2346, 2010-11 (37)
2324, 1995-96 (36)
2324, 1999-00 (37)
2290, 1976-77 (33)
2258, 2006-07 (37)
2245, 1986-87 (34)
2244, 2012-13 (35)
2220, 2000-01 (34)
2217, 1994-95 (37)
2214, 2011-12 (36)
2204, 1990-91 (35)
2199, 2014-15 (36)
2197, 2015-16 (36)
2193, 2001-02 (34)
2193, 1992-93 (32)
2184, 2013-14 (35)
2182, 1985-86 (34)
2181, 2009-10 (35)
2180, 1998-99 (34)
2171, 1989-90 (33)
2160, 1977-78 (31)
2148, 2003-04 (35)
2145, 2004-05 (35)

2133, 2005-06 (36)
2093, 1991-92 (31)
2088, 1993-94 (33)
2034, 1982-83 (33)
2027, 2008-09 (32)
1994, 1983-84 (33)
1976, 1981-82 (32)
1908, 1984-85 (32)
1859, 1980-81 (31)

FIELD GOAL PCT.

.517, 1982-83 (33)
.512, 1998-99 (34)
.511, 1987-88 (34)
.505, 1979-80 (38)
.504, 1988-89 (37)
.501, 1976-77 (33)
.498, 1980-81 (31)
.495, 1985-86 (34)
.493, 1978-79 (39)
.481, 1997-98 (39)
.480, 1977-78 (31)
.478, 1986-87 (34)
.478, 1981-82 (32)
.477, 1990-91 (35)
.477, 1994-95 (37)
.471, 2005-06 (36)
.466, 2010-11 (37)
.466, 1989-90 (33)
.465, 1993-94 (33)
.464, 2002-03 (38)
.463, 2000-01 (34)
.462, 1991-92 (31)
.460, 2009-10 (35)
.460, 1995-96 (36)
.459, 1983-84 (33)
.457, 2013-14 (35)
.455, 1984-85 (32)
.452, 1999-00 (37)
.451, 2007-08 (38)
.450, 2003-04 (35)
.449, 2012-13 (35)
.447, 2001-02 (34)
.447, 1996-97 (39)
.441, 2006-07 (37)
.440, 1992-93 (32)
.437, 2011-12 (36)
.425, 2014-15 (36)
.416, 2004-05 (35)
.413, 2008-09 (32)
.408, 2015-16 (36)

3-PT. FG MADE

242, 2010-11 (37)
237, 2007-08 (38)
232, 2002-03 (38)
220, 2005-06 (36)
210, 2006-07 (37)
192, 2011-12 (36)
187, 2009-10 (35)
185, 1999-00 (37)
178, 2012-13 (35)
176, 2000-01 (34)
175, 2004-05 (35)
172, 2014-15 (36)
163, 2008-09 (32)
161, 2003-04 (35)
160, 2013-14 (35)
145, 2001-02 (34)
135, 1996-97 (39)
131, 2015-16 (36)
118, 1990-91 (35)
109, 1994-95 (37)
108, 1993-94 (33)

106, 1997-98 (39)
98, 1992-93 (32)
89, 1991-92 (31)
83, 1998-99 (34)
78, 1995-96 (36)
43, 1989-90 (33)
27, 1987-88 (34)
6, 1988-89 (37)

3-PT. FG ATTEMPTS

647, 2007-08 (38)
641, 2010-11 (37)
595, 2002-03 (38)
577, 2006-07 (37)
568, 2011-12 (36)
565, 2005-06 (36)
516, 2015-16 (36)
508, 2014-15 (36)
502, 2012-13 (35)
501, 2008-09 (32)
500, 1999-00 (37)
498, 2009-10 (35)
472, 2004-05 (35)
464, 2000-01 (34)
444, 2013-14 (35)
432, 2003-04 (35)
421, 2001-02 (34)
388, 1996-97 (39)
346, 1994-95 (37)
346, 1997-98 (39)
312, 1993-94 (33)
304, 1992-93 (32)
294, 1990-91 (35)
274, 1995-96 (36)
255, 1998-99 (34)
249, 1991-92 (31)
126, 1989-90 (33)
68, 1987-88 (34)
26, 1988-89 (37)

3-PT. FG PCT.

.401, 1990-91 (35)
.397, 1987-88 (34)
.390, 2002-03 (38)
.389, 2005-06 (36)
.379, 2000-01 (34)
.378, 2010-11 (37)
.376, 2009-10 (35)
.373, 2003-04 (35)
.371, 2004-05 (35)
.370, 1999-00 (37)
.366, 2007-08 (38)
.364, 2006-07 (37)
.360, 2013-14 (35)
.357, 1991-92 (31)
.355, 2012-13 (35)
.348, 1996-97 (39)
.346, 1993-94 (33)
.344, 2001-02 (34)
.341, 1989-90 (33)
.339, 2014-15 (36)
.338, 2011-12 (36)
.325, 2008-09 (32)
.325, 1998-99 (34)
.322, 1992-93 (32)
.315, 1994-95 (37)
.306, 1997-98 (39)
.285, 1995-96 (36)
.254, 2015-16 (36)
.231, 1988-89 (37)

FREE THROWS MADE

782, 1997-98 (39)
-------------------

709, 1994-95 (37)
665, 1996-97 (39)
664, 1993-94 (33)
648, 1999-00 (37)
635, 1998-99 (34)
628, 1988-89 (37)
612, 1986-87 (34)
608, 2001-02 (34)
593, 2002-03 (38)
589, 2005-06 (36)
587, 1995-96 (36)
580, 2000-01 (34)
577, 1978-79 (39)
567, 2013-14 (35)
567, 2004-05 (35)
561, 1991-92 (31)
555, 1989-90 (33)
548, 1979-80 (38)
546, 1987-88 (34)
544, 1992-93 (32)
536, 2011-12 (36)
527, 2014-15 (36)
526, 1990-91 (35)
525, 2012-13 (35)
524, 2006-07 (37)
513, 2007-08 (38)
508, 2003-04 (35)
504, 2010-11 (37)
498, 1982-83 (33)
498, 1977-78 (31)
497, 1984-85 (32)
469, 2008-09 (32)
456, 1983-84 (33)
456, 1981-82 (32)
447, 1985-86 (34)
439, 2015-16 (36)
413, 1980-81 (31)
405, 2009-10 (35)
368, 1976-77 (33)

FREE THROW ATT.

1110, 1997-98 (39)
973, 1994-95 (37)
950, 1998-99 (34)
947, 1988-89 (37)
946, 1996-97 (39)
931, 1999-00 (37)
910, 1993-94 (33)
882, 1986-87 (34)
849, 2001-02 (34)
844, 2000-01 (34)
833, 1991-92 (31)
828, 1995-96 (36)
827, 1989-90 (33)
826, 2002-03 (38)
807, 1990-91 (35)
804, 1978-79 (39)
801, 2004-05 (35)
798, 1992-93 (32)
796, 2005-06 (36)
793, 2013-14 (35)
766, 1987-88 (34)
759, 2011-12 (36)
757, 2010-11 (37)
746, 1979-80 (38)
741, 2006-07 (37)
730, 2007-08 (38)
713, 1985-86 (34)
711, 1977-78 (31)
710, 2008-09 (32)
706, 2003-04 (35)
700, 2014-15 (36)
692, 2012-13 (35)
688, 1984-85 (32)

671, 1982-83 (33)
658, 1981-82 (32)
654, 1983-84 (33)
619, 2015-16 (36)
609, 2009-10 (35)
572, 1980-81 (31)
556, 1976-77 (33)

FREE THROW PCT.

.759, 2012-13 (35)
.753, 2014-15 (36)
.742, 1982-83 (33)
.740, 2005-06 (36)
.735, 1979-80 (38)
.730, 1993-94 (33)
.729, 1994-95 (37)
.722, 1984-85 (32)
.722, 1980-81 (31)
.720, 2003-04 (35)
.720, 1978-79 (39)
.718, 2002-03 (38)
.716, 2001-02 (34)
.715, 2013-14 (35)
.713, 1987-88 (34)
.709, 2015-16 (36)
.709, 1995-96 (36)
.708, 2004-05 (35)
.707, 2006-07 (37)
.706, 2011-12 (36)
.705, 1997-98 (39)
.703, 2007-08 (38)
.703, 1996-97 (39)
.700, 1977-78 (31)
.697, 1983-84 (33)
.696, 1999-00 (37)
.694, 1986-87 (34)
.693, 1981-82 (32)
.687, 2000-01 (34)
.682, 1992-93 (32)
.673, 1991-92 (31)
.671, 1989-90 (33)
.668, 1998-99 (34)
.666, 2010-11 (37)
.665, 2009-10 (35)
.663, 1988-89 (37)
.662, 1976-77 (33)
.661, 2008-09 (32)
.652, 1990-91 (35)
.627, 1985-86 (34)

SCORING AVERAGE

88.9, 1987-88 (34)
88.8, 1997-98 (39)
86.8, 1998-99 (34)
83.3, 1991-92 (31)
82.9, 1977-78 (31)
82.7, 2000-01 (34)
82.2, 1993-94 (33)
81.5, 1988-89 (37)
81.1, 1986-87 (34)
81.0, 1978-79 (39)
80.7, 1976-77 (33)
80.3, 1992-93 (32)
79.9, 2002-03 (38)
79.9, 2001-02 (34)
79.4, 1989-90 (33)
79.3, 2010-11 (37)
79.3, 1999-00 (37)
79.2, 1994-95 (37)
78.8, 1982-83 (33)
78.5, 1990-91 (35)
78.3, 2005-06 (36)
77.9, 2013-14 (35)



# SEASON STATISTICAL BREAKDOWN (CONTINUED)

77.9, 1995-96 (36)  
 77.7, 1979-80 (38)  
 77.6, 2012-13 (35)  
 77.3, 1996-97 (39)  
 76.7, 2007-08 (38)  
 76.6, 1985-86 (34)  
 74.4, 2003-04 (35)  
 74.3, 2009-10 (35)  
 74.0, 2011-12 (36)  
 73.6, 2006-07 (37)  
 73.2, 1981-82 (32)  
 73.1, 1980-81 (31)  
 72.2, 2004-05 (35)  
 71.3, 2014-15 (36)  
 69.9, 2008-09 (32)  
 69.8, 1984-85 (32)  
 69.3, 1983-84 (33)  
 65.6, 2015-16 (36)

## POINTS

3464, 1997-98 (39)  
 3161, 1978-79 (39)  
 3037, 2002-03 (38)  
 3021, 1987-88 (34)  
 3016, 1988-89 (37)  
 3014, 1996-97 (39)  
 2953, 1979-80 (38)  
 2952, 1998-99 (34)  
 2934, 2010-11 (37)  
 2933, 1999-00 (37)  
 2932, 1994-95 (37)  
 2916, 2007-08 (38)  
 2819, 2005-06 (36)  
 2812, 2000-01 (34)  
 2803, 1995-96 (36)  
 2758, 1986-87 (34)  
 2746, 1990-91 (35)  
 2725, 2013-14 (35)  
 2724, 2006-07 (37)  
 2717, 2012-13 (35)  
 2715, 2001-02 (34)  
 2714, 1993-94 (33)  
 2664, 2011-12 (36)  
 2662, 1976-77 (33)  
 2620, 1989-90 (33)  
 2605, 1985-86 (34)  
 2603, 2003-04 (35)  
 2600, 2009-10 (35)  
 2600, 1982-83 (33)  
 2582, 1991-92 (31)  
 2572, 1977-78 (31)  
 2570, 1992-93 (32)  
 2567, 2014-15 (36)  
 2526, 2004-05 (35)  
 2362, 2015-16 (36)  
 2344, 1981-82 (32)  
 2306, 2008-09 (32)  
 2286, 1983-84 (33)  
 2265, 1980-81 (31)  
 2233, 1984-85 (32)

## PERSONAL FOULS

745, 1986-87 (34)  
 710, 1978-79 (39)  
 693, 1985-86 (34)  
 679, 1997-98 (39)  
 676, 1994-95 (37)  
 662, 1983-84 (33)  
 662, 1996-97 (39)  
 656, 1991-92 (31)  
 653, 2004-05 (35)  
 648, 1990-91 (35)  
 644, 1982-83 (33)  
 644, 2001-02 (34)

633, 1993-94 (33)  
 633, 1999-00 (37)  
 633, 1979-80 (38)  
 632, 1995-96 (36)  
 630, 2000-01 (34)  
 626, 1984-85 (32)  
 624, 1987-88 (34)  
 617, 2003-04 (35)  
 616, 1998-99 (34)  
 614, 2005-06 (36)  
 613, 1989-90 (33)  
 607, 2015-16 (36)  
 607, 1981-82 (32)  
 593, 2006-07 (37)  
 589, 2013-14 (35)  
 587, 1988-89 (37)  
 578, 2007-08 (38)  
 573, 1992-93 (32)  
 567, 1976-77 (33)  
 566, 2008-09 (32)  
 565, 2002-03 (38)  
 557, 2010-11 (37)  
 524, 2009-10 (35)  
 522, 1980-81 (31)  
 520, 2011-12 (36)  
 515, 2012-13 (35)  
 512, 2014-15 (36)  
 490, 1977-78 (31)

## REBOUND AVERAGE

46.9, 1992-93 (32)  
 46.4, 1978-79 (39)  
 46.3, 2010-11 (37)  
 45.6, 2013-14 (35)  
 45.5, 2000-01 (34)  
 45.4, 1991-92 (31)  
 44.9, 1976-77 (33)  
 44.6, 1987-88 (34)  
 44.3, 2002-03 (38)  
 44.3, 1997-98 (39)  
 44.1, 1994-95 (37)  
 43.8, 1993-94 (33)  
 43.7, 1989-90 (33)  
 43.7, 1985-86 (34)  
 43.6, 1995-96 (36)  
 43.5, 2011-12 (36)  
 43.5, 2008-09 (32)  
 43.4, 2009-10 (35)  
 43.4, 2001-02 (34)  
 43.3, 2012-13 (35)  
 43.2, 1996-97 (39)  
 43.0, 1988-89 (37)  
 42.6, 2003-04 (35)  
 42.3, 1986-87 (34)  
 42.3, 1981-82 (32)  
 42.2, 1979-80 (38)  
 42.2, 1998-99 (34)  
 42.1, 2014-15 (36)  
 42.0, 2004-05 (35)  
 41.7, 1999-00 (37)  
 41.5, 1990-91 (35)  
 41.5, 1983-84 (33)  
 41.5, 1980-81 (31)  
 41.1, 2015-16 (36)  
 40.9, 2007-08 (38)  
 40.5, 1982-83 (33)  
 40.5, 1984-85 (32)  
 39.7, 1977-78 (31)  
 39.4, 2005-06 (36)  
 38.4, 2006-07 (37)

## REBOUNDS

1811, 1978-79 (39)  
 1728, 1997-98 (39)

1713, 2010-11 (37)  
 1684, 1996-97 (39)  
 1682, 2002-03 (38)  
 1630, 1994-95 (37)  
 1604, 1979-80 (38)  
 1595, 2013-14 (35)  
 1590, 1988-89 (37)  
 1571, 1995-96 (36)  
 1567, 2011-12 (36)  
 1555, 2007-08 (38)  
 1548, 2000-01 (34)  
 1542, 1999-00 (37)  
 1519, 2009-10 (35)  
 1518, 1987-88 (34)  
 1515, 2012-13 (35)  
 1514, 2014-15 (36)  
 1501, 1992-93 (32)  
 1491, 2003-04 (35)  
 1486, 1985-86 (34)  
 1483, 1976-77 (33)  
 1481, 2015-16 (36)  
 1476, 2001-02 (34)  
 1469, 2004-05 (35)  
 1451, 1990-91 (35)  
 1447, 1993-94 (33)  
 1441, 1989-90 (33)  
 1437, 1986-87 (34)  
 1435, 2008-09 (32)  
 1434, 1998-99 (34)  
 1421, 2006-07 (37)  
 1418, 2005-06 (36)  
 1407, 1991-92 (31)  
 1368, 1983-84 (33)  
 1337, 1982-83 (33)  
 1353, 1981-82 (32)  
 1297, 1984-85 (32)  
 1285, 1980-81 (31)  
 1233, 1977-78 (31)

## ASSISTS

715, 1979-80 (38)  
 661, 1978-79 (39)  
 660, 1987-88 (34)  
 660, 1985-86 (34)  
 631, 2002-03 (38)  
 625, 1986-87 (34)  
 624, 1997-98 (39)  
 623, 1988-89 (37)  
 611, 2007-08 (38)  
 611, 1980-81 (31)  
 594, 1982-83 (33)  
 574, 1981-82 (32)  
 569, 2006-07 (37)  
 568, 2000-01 (34)  
 556, 2005-06 (36)  
 555, 1983-84 (33)  
 550, 2009-10 (35)  
 545, 1999-00 (37)  
 542, 1995-96 (36)  
 536, 2013-14 (35)  
 533, 2014-15 (36)  
 533, 1994-95 (37)  
 526, 1996-97 (39)  
 525, 2011-12 (36)  
 525, 1989-90 (33)  
 522, 2010-11 (37)  
 519, 1990-91 (35)  
 512, 2012-13 (35)  
 512, 1998-99 (34)  
 508, 1993-94 (33)  
 502, 2003-04 (35)  
 502, 1984-85 (32)  
 486, 2004-05 (35)  
 485, 2015-16 (36)

474, 2001-02 (34)  
 455, 1991-92 (31)  
 445, 2008-09 (33)  
 413, 1992-93 (32)

## BLOCKS

238, 1997-98 (39)  
 226, 2009-10 (35)  
 223, 2007-08 (38)  
 202, 2006-07 (37)  
 202, 2005-06 (36)  
 195, 2010-11 (37)  
 183, 2000-01 (34)  
 167, 2011-12 (36)  
 163, 1998-99 (34)  
 162, 2002-03 (38)  
 156, 2003-04 (35)  
 155, 2008-09 (33)  
 150, 2015-16 (36)  
 143, 2012-13 (35)  
 140, 2014-15 (36)  
 135, 2013-14 (35)  
 134, 1996-97 (39)  
 133, 1985-86 (34)  
 130, 2004-05 (35)  
 128, 2001-02 (34)  
 127, 1987-88 (34)  
 126, 1988-89 (37)  
 118, 1999-00 (37)  
 112, 1995-96 (36)  
 111, 1986-87 (34)  
 110, 1994-95 (37)  
 100, 1993-94 (33)  
 100, 1991-92 (31)  
 98, 1992-93 (32)  
 94, 1989-90 (33)  
 94, 1984-85 (32)  
 91, 1982-83 (33)  
 87, 1981-82 (32)  
 87, 1979-80 (38)  
 85, 1980-81 (31)  
 84, 1990-91 (35)  
 83, 1983-84 (33)  
 73, 1978-79 (39)

## STEALS

567, 1997-98 (39)  
 567, 1978-79 (39)  
 495, 1988-89 (37)  
 451, 1979-80 (38)  
 445, 2007-08 (38)  
 436, 2006-07 (37)  
 419, 1999-00 (37)  
 400, 1986-87 (34)  
 391, 1998-99 (34)  
 384, 1987-88 (34)  
 377, 2001-02 (34)  
 376, 1985-86 (34)  
 366, 1992-93 (32)  
 361, 1983-84 (33)  
 359, 1994-95 (37)  
 358, 1984-85 (32)  
 356, 1982-83 (33)  
 352, 1996-97 (39)  
 350, 2002-03 (38)  
 350, 1991-92 (31)  
 345, 2004-05 (35)  
 342, 1989-90 (33)  
 339, 1995-96 (36)  
 336, 1993-94 (33)  
 327, 1981-81 (32)  
 323, 2005-06 (36)  
 319, 2014-15 (36)  
 315, 1980-81 (31)

313, 1990-91 (35)  
 312, 2012-13 (35)  
 307, 2000-01 (34)  
 300, 2015-16 (36)  
 287, 2011-12 (36)  
 283, 2003-04 (35)  
 280, 2010-11 (37)  
 273, 2013-14 (35)  
 249, 2008-09 (33)  
 239, 2009-10 (35)

## PTS. ALLOWED AVG.

55.5, 2006-07 (37)  
 56.3, 2014-15 (36)  
 56.4, 2010-11 (37)  
 57.1, 2009-10 (35)  
 58.5, 2002-03 (38)  
 58.6, 2007-08 (38)  
 58.6, 1988-89 (37)  
 58.7, 1997-98 (39)  
 58.7, 1994-95 (37)  
 59.0, 2015-16 (36)  
 60.1, 2011-12 (36)  
 60.1, 2004-05 (35)  
 61.0, 2005-06 (36)  
 61.2, 1976-1977 (33)  
 61.9, 2000-01 (34)  
 62.1, 1992-93 (32)  
 62.5, 2003-04 (35)  
 62.6, 1999-00 (37)  
 62.6, 1989-90 (33)  
 62.9, 2013-14 (35)  
 63.1, 1998-99 (34)  
 63.7, 2008-09 (33)  
 63.9, 2012-13 (35)  
 64.0, 1993-94 (33)  
 64.3, 1980-81 (31)  
 64.5, 1995-96 (36)  
 64.8, 1979-1980 (38)  
 65.0, 2001-02 (34)  
 65.1, 1991-92 (31)  
 65.7, 1975-1976 (27)  
 65.8, 1996-97 (39)  
 65.8, 1990-91 (35)  
 66.1, 1983-84 (33)  
 66.1, 1978-1979 (39)  
 66.0, 1985-86 (34)  
 66.6, 1984-85 (32)  
 66.7, 1982-83 (33)  
 67.4, 1987-88 (34)  
 67.4, 1986-87 (34)  
 67.6, 1977-1978 (31)  
 68.2, 1981-82 (32)  
 73.4, 1974-1975 (24)

GENERAL

STAFF

PLAYERS

REVIEW

HISTORY

FACILITIES

NCAA

SEC

RECORDS

MEDIA INFO





FINAL YEARLY RANKING IN THE AP POLL

<p><b>1977</b></p> <p>1. Delta St. 2. Immaculata 3. St. Joseph's 4. Cal-St. Fullerton <b>5. TENNESSEE</b></p> <p><b>1978</b></p> <p><b>1. TENNESSEE</b> 2. Wayland Baptist 3. N. Carolina St. 4. Montclair St. 5. UCLA</p> <p><b>1979</b></p> <p>1. Old Dominion 2. Louisiana Tech <b>3. TENNESSEE</b> 4. Texas 5. Stephen. F. Austin</p> <p><b>1980</b></p> <p>1. Old Dominion <b>2. TENNESSEE</b> 3. Louisiana Tech 4. South Carolina 5. Stephen. F. Austin</p> <p><b>1981</b></p> <p>1. Louisiana Tech <b>2. TENNESSEE</b> 3. Old Dominion 4. Southern Cal 5. Cheyney</p> <p><b>1982</b></p> <p>1. Louisiana Tech 2. Cheyney 3. Maryland <b>4. TENNESSEE</b> 5. Texas</p> <p><b>1983</b></p> <p>1. Louisiana Tech 2. Southern Cal 3. Texas 4. Old Dominion 5. Cheyney <b>9. TENNESSEE</b></p>	<p><b>1984</b></p> <p>1. Texas 2. Louisiana Tech 3. Georgia 4. Old Dominion 5. Southern Cal <b>15. TENNESSEE</b></p> <p><b>1985</b></p> <p>1. Texas 2. Northeast La. 3. Long Beach St. 4. Louisiana Tech 5. Old Dominion <b>13. TENNESSEE</b></p> <p><b>1986</b></p> <p>1. Texas 2. Georgia 3. Southern Cal 4. Louisiana Tech 5. Western Ky. <b>15. TENNESSEE</b></p> <p><b>1987</b></p> <p>1. Texas 2. Auburn 3. Louisiana Tech 4. Long Beach St. 5. Rutgers <b>7. TENNESSEE</b></p> <p><b>1988</b></p> <p><b>1. TENNESSEE</b> 2. Iowa 3. Auburn 4. Texas 5. Louisiana Tech</p> <p><b>1989</b></p> <p><b>1. TENNESSEE</b> 2. Auburn 3. Louisiana Tech 4. Stanford 5. Maryland</p>	<p><b>1990</b></p> <p>1. Louisiana Tech 2. Stanford 3. Washington <b>4. TENNESSEE</b> 5. UNLV</p> <p><b>1991</b></p> <p>1. Penn St. 2. Virginia 3. Georgia <b>4. TENNESSEE</b> 5. Purdue</p> <p><b>1992</b></p> <p>1. Virginia <b>2. TENNESSEE</b> 3. Stanford 4. Stephen F. Austin 5. Mississippi U.</p> <p><b>1993</b></p> <p>1. Vanderbilt <b>2. TENNESSEE</b> 3. Ohio St. 4. Iowa 5. Texas Tech</p> <p><b>1994</b></p> <p><b>1. TENNESSEE</b> 2. Penn St. 3. Connecticut 4. North Carolina 5. Colorado</p> <p><b>1995</b></p> <p>1. Connecticut 2. Colorado <b>3. TENNESSEE</b> 4. Stanford 5. Texas Tech</p> <p><b>1996</b></p> <p>1. Louisiana Tech 2. Connecticut 3. Stanford <b>4. TENNESSEE</b> 5. Georgia</p>	<p><b>1997</b></p> <p>1. Connecticut 2. Old Dominion 3. Stanford 4. North Carolina 5. Louisiana Tech <b>10. TENNESSEE</b></p> <p><b>1998</b></p> <p><b>1. TENNESSEE</b> 2. Old Dominion 3. Connecticut 4. Louisiana Tech 5. North Carolina</p> <p><b>1999</b></p> <p>1. Purdue <b>2. TENNESSEE</b> 3. Louisiana Tech 4. Connecticut 5. Old Dominion</p> <p><b>2000</b></p> <p>1. Connecticut <b>2. TENNESSEE</b> 3. Louisiana Tech 4. Georgia 5. Notre Dame</p> <p><b>2001</b></p> <p>1. Connecticut 2. Notre Dame <b>3. TENNESSEE</b> 4. Georgia 5. Duke</p> <p><b>2002</b></p> <p>1. Connecticut 2. Oklahoma 3. Duke 4. Vanderbilt 5. Stanford <b>6. TENNESSEE</b></p> <p><b>2003</b></p> <p>1. Connecticut 2. Duke 3. LSU <b>4. TENNESSEE</b> 5. Texas</p>	<p><b>2004</b></p> <p>1. Duke <b>2. TENNESSEE</b> 3. Purdue 4. Texas 5. Penn State</p> <p><b>2005</b></p> <p>1. Stanford 2. LSU <b>3. TENNESSEE</b> 4. North Carolina 5. Duke</p> <p><b>2006</b></p> <p>1. North Carolina 2. Ohio State 3. Maryland 4. Duke 5. LSU <b>6. TENNESSEE</b></p> <p><b>2007</b></p> <p>1. Duke 2. North Carolina <b>3. TENNESSEE</b> 4. Connecticut 5. Stanford</p> <p><b>2008</b></p> <p>1. Connecticut 2. North Carolina <b>3. TENNESSEE</b> 4. Stanford 5. Maryland</p> <p><b>2009</b></p> <p>1. Connecticut 2. Stanford 3. Maryland 4. Oklahoma 5. Baylor <b>18. TENNESSEE</b></p> <p><b>2010</b></p> <p>1. Connecticut 2. Stanford <b>3. TENNESSEE</b> 4. Nebraska 5. Xavier</p>	<p><b>2011</b></p> <p>1. Connecticut 2. Stanford 3. Baylor <b>4. TENNESSEE</b> 5. Xavier</p> <p><b>2012</b></p> <p>1. Baylor 2. Stanford 3. Connecticut 4. Notre Dame 5. Maryland <b>9. TENNESSEE</b></p> <p><b>2013</b></p> <p>1. Baylor 2. Notre Dame 3. Connecticut 4. Stanford 5. Duke <b>10. TENNESSEE</b></p> <p><b>2014</b></p> <p>1. Connecticut 2. Notre Dame <b>3. TENNESSEE</b> 4. Louisville 5. Baylor</p> <p><b>2015</b></p> <p>1. Connecticut 2. Notre Dame 3. South Carolina 4. Maryland 5. Baylor <b>6. TENNESSEE</b></p> <p><b>2016</b></p> <p>1. Connecticut 2. Notre Dame 3. South Carolina 4. Baylor 5. Maryland <b>NR. TENNESSEE</b></p>
--	--	---	---	---	---

WEEK-BY-WEEK AP POLL

Week	1	2	3	4	5	6	7	8	9	10	11	12	13	14	15	16	17	18	19	20
1976-77	nr	17	19	16	13	12	10	12	10	5										
1977-78	1	5	5	3	2	3	3	3	3	1	1	1	1	1						
1978-79	1	1	1	5	5	5	4	4	7	8	6	6	6	8	8	6	3			
1979-80	4	4	3	3	5	5	5	5	4	6	5	4	4	4	3	2	2			
1980-81	3	3	3	6	7	7	9	7	7	10	11	7	7	4	3	3	2	2		
1981-82	2	7	10	14	18	19	20	nr	nr	nr	nr	20	13	8	11	10	8	4		
1982-83	4	4	5	9	11	12	12	11	8	8	8	6	4	5	8	10	9			
1983-84	5	5	7	9	10	11	11	8	12	11	9	7	6	10	10	14	15			
1984-85	14	12	16	15	nr	nr	nr	nr	nr	nr	nr	nr	nr	20	18	15	13			
1985-86	9	11	11	13	12	11	11	12	11	11	10	14	15	14	15	15				
1986-87	3	3	3	1	1	1	2	2	3	3	5	7	9	8	8	7				
1987-88	1	1	1	3	3	3	4	4	4	4	4	4	3	3	3	3	1			
1988-89	1	1	1	1	1	1	1	2	2	2	2	3	3	2	2	2	1			
1989-90	1	1	1	2	4	7	5	5	3	3	5	5	4	4	3	3	4			
1990-91	6	3	6	10	9	7	5	4	2	4	3	5	4	4	4	3	4			
1991-92	1	1	1	1	3	3	3	3	2	4	4	4	3	2	2	2	2	2		
1992-93	2	1	1	1	1	2	2	2	2	1	1	1	1	1	2	2				
1993-94	1	1	1	1	1	1	1	1	1	2	2	2	1	1	1	1	1			
1994-95	1	1	1	1	1	1	1	1	1	2	2	2	2	2	2	2	2	3		
1995-96	6	4	3	2	2	4	5	4	4	6	4	3	6	5	5	5	4	4		
1996-97	4	3	5	4	5	6	6	8	9	9	8	9	9	8	8	8	11	10		
1997-98	1	1	1	1	1	1	1	1	1	1	1	1	1	1	1	1	1	1		
1998-99	1	4	3	3	2	2	2	2	2	1	1	1	1	1	1	2	2	2		
1999-00	2	5	5	3	2	2	2	2	2	2	2	4	4	2	2	2	2	2	2	
2000-01	2	2	2	2	2	2	2	2	2	2	2	3	3	2	2	1	1	3	3	
2001-02	2	2	2	2	2	2	2	2	2	2	2	2	3	3	4	3	6	6		
2002-03	2	2	4	4	4	4	5	5	5	5	4	4	3	3	3	3	3	4	4	
2003-04	4	3	3	3	2	2	2	5	5	5	2	1	1	3	3	2	1	5	2	
2004-05	1	1	1	4	9	9	9	8	10	8	7	5	5	5	6	5	5	3	3	
2005-06	2	2	2	1	1	1	1	1	1	1	1	5	5	5	5	8	7	6		
2006-07	5	5	4	4	6	5	5	4	4	4	4	4	3	3	3	2	2	4	3	
2007-08	1	1	1	1	1	1	3	3	2	2	2	2	2	1	3	3	3	3	3	
2008-09	5	9	7	7	11	8	8	7	13	10	13	12	15	13	18	19	18	18		
2009-10	6	6	6	4	3	4	4	4	4	4	5	5	5	5	4	4	4	4	3	
2010-11	4	4	9	8	6	6	5	5	5	5	5	5	5	4	4	4	4	4		
2011-12	3	3	6	8	7	6	6	7	6	6	9	7	8	11	13	10	13	9	9	
2012-13	20	24	20	16	14	13	10	13	12	9	9	9	9	12	12	11	8	9	10	10
2013-14	4	4	3	3	3	3	3	5	5	8	12	11	10	8	8	10	10	6	4	3
2014-15	4	4	4	14	11	11	8	8	7	6	5	6	6	6	6	6	5	6	6	
2015-16	4	4	4	8	16	14	14	13	12	13	18	19	23	25	24	nr	nr	nr	rv	rv

- np denotes no poll - nr denotes not ranked - rv denotes receiving votes



# RECORDS BY CONFERENCE

## SOUTHEASTERN CONFERENCE

Alabama	49	3
Arkansas	28	3
Auburn	41	10
Florida	48	4
Georgia	50	15
Kentucky	53	11
Louisiana State	47	14
Mississippi	44	7
Mississippi State	36	2
Missouri	7	1
South Carolina	47	6
Texas A&M	7	2
Vanderbilt	67	9
<b>TOTAL</b>	<b>524</b>	<b>87</b>

## AMERICAN ATHLETIC CONFERENCE

Cincinnati	0	3
Connecticut	9	13
East Carolina	2	0
Memphis	26	1
SMU	1	0
Temple	2	0
<b>TOTAL</b>	<b>40</b>	<b>17</b>

## AMERICA EAST CONFERENCE

Albany	1	0
Maine	2	0
Vermont	2	0
<b>TOTAL</b>	<b>5</b>	<b>0</b>

## ATLANTIC COAST CONFERENCE

Boston College	3	0
Clemson	11	1
Duke	5	6
Florida State	2	0
Georgia Tech	6	0
Louisville	2	1
Miami	2	0
North Carolina	16	3
North Carolina State	12	3
Notre Dame	20	6
Pittsburgh	5	0
Syracuse	1	1
Virginia	14	3
Virginia Tech	7	1
Wake Forest	2	0
<b>TOTAL</b>	<b>108</b>	<b>25</b>

## ATLANTIC SUN CONFERENCE

Lipscomb	2	0
Stetson	6	0
<b>TOTAL</b>	<b>8</b>	<b>0</b>

## ATLANTIC 10 CONFERENCE

Davidson	1	0
Dayton	2	0
Fordham	1	0
George Mason	1	0
George Washington	10	0
LaSalle	1	0
Richmond	1	0
St. Joseph's	5	0
Saint Louis	1	0
<b>TOTAL</b>	<b>23</b>	<b>0</b>

## BIG EAST CONFERENCE

Creighton	1	0
DePaul	20	0
Georgetown	0	1
Marquette	2	0
Providence	3	0

St. John's	2	0
Villanova	1	0
Xavier	0	1
<b>TOTAL</b>	<b>29</b>	<b>2</b>

## BIG SKY CONFERENCE

Montana	2	0
<b>TOTAL</b>	<b>2</b>	<b>0</b>

## BIG SOUTH CONFERENCE

Liberty	1	0
Longwood	1	0
Radford	1	0
Winthrop	3	2
<b>TOTAL</b>	<b>6</b>	<b>2</b>

## BIG TEN CONFERENCE

Illinois	7	0
Indiana	1	0
Iowa	2	1
Maryland	10	5
Michigan State	2	1
Minnesota	1	0
Nebraska	2	0
Northwestern	3	0
Ohio State	10	1
Penn State	9	1
Purdue	7	1
Rutgers	20	3
Wisconsin	5	0
<b>TOTAL</b>	<b>79</b>	<b>13</b>

## BIG 12 CONFERENCE

Baylor	2	5
Kansas	3	0
Kansas State	4	0
Oklahoma	5	1
Oklahoma State	1	0
TCU	4	0
Texas	23	14
Texas Tech	6	0
West Virginia	6	0
<b>TOTAL</b>	<b>54</b>	<b>20</b>

## BIG WEST CONFERENCE

Fullerton State	1	0
Long Beach State	3	3
<b>TOTAL</b>	<b>4</b>	<b>3</b>

## COLONIAL ATHLETIC ASSOCIATION

College of Charleston	1	0
James Madison	2	0
<b>TOTAL</b>	<b>3</b>	<b>0</b>

## CONFERENCE USA

Charlotte	3	0
FIU	1	0
Florida Atlantic	2	0
Louisiana Tech	24	17
Marshall	3	0
Middle Tennessee	21	0
Old Dominion	36	9
Rice	1	0
UAB	2	0
Western Kentucky	7	1
<b>TOTAL</b>	<b>100</b>	<b>27</b>

## HORIZON LEAGUE

Oakland	1	0
Wisconsin-Green Bay	2	0
Youngstown State	2	0
<b>TOTAL</b>	<b>5</b>	<b>0</b>

## IVY LEAGUE

Penn	1	0
Princeton	1	0
<b>TOTAL</b>	<b>2</b>	<b>0</b>

## METRO ATLANTIC ATHLETIC CONFERENCE

Manhattan	1	0
Marist	1	0
<b>TOTAL</b>	<b>2</b>	<b>0</b>

## MID-AMERICAN CONFERENCE

Akron	1	0
Ball State	0	1
Miami (Ohio)	1	0
Northern Illinois	3	0
Toledo	1	0
Western Michigan	2	0
<b>TOTAL</b>	<b>8</b>	<b>1</b>

## MID-EASTERN ATHLETIC CONFERENCE

Florida A&M	1	0
North Carolina A&T	1	0
South Carolina State	2	0
<b>TOTAL</b>	<b>4</b>	<b>0</b>

## MISSOURI VALLEY CONFERENCE

Drake	1	0
Illinois State	2	0
Southern Illinois	2	0
(SW) Missouri State	1	0
Wichita State	2	0
<b>TOTAL</b>	<b>8</b>	<b>0</b>

## MOUNTAIN WEST CONFERENCE

Boise State	1	0
San Jose State	1	0
UNLV	1	0
<b>TOTAL</b>	<b>3</b>	<b>0</b>

## NORTHEAST CONFERENCE

Saint Francis	1	0
<b>TOTAL</b>	<b>1</b>	<b>0</b>

## OHIO VALLEY CONFERENCE

Austin Peay	6	0
Belmont	3	6
Eastern Illinois	1	0
Eastern Kentucky	8	1
Tennessee-Martin	14	2
Tennessee State	4	0
Tennessee Tech	16	12
Tennessee Tech JV	1	0
<b>TOTAL</b>	<b>53</b>	<b>21</b>

## PACIFIC-12 CONFERENCE

Arizona	3	0
Arizona State	4	0
Colorado	3	1
Oregon	1	0
Oregon State	4	0
Stanford	23	10
UCLA	18	1
USC	8	7
Washington	1	0
Washington State	1	0
<b>TOTAL</b>	<b>66</b>	<b>19</b>

## PATRIOT LEAGUE

Army	2	0
Colgate	1	0
<b>TOTAL</b>	<b>3</b>	<b>0</b>

## SOUTHERN CONFERENCE

Chattanooga	27	8
East Tennessee State	19	2(1)
Furman	4	0

Mercer	0	1
UNC Greensboro	0	2
Western Carolina	10	7
<b>TOTAL</b>	<b>6020(1)</b>	

## SOUTHLAND CONFERENCE

Central Arkansas	1	0
Lamar	1	0
Northwestern State	1	0
Stephen F. Austin	3	3
<b>TOTAL</b>	<b>6</b>	<b>3</b>

## SOUTHWESTERN ATHLETIC CONFERENCE

Alabama State	1	0
Alcorn State	1	0
Grambling State	1	0
Jackson State	1	0
<b>TOTAL</b>	<b>4</b>	<b>0</b>

## SUMMIT LEAGUE

Oral Roberts	3	0
<b>TOTAL</b>	<b>3</b>	<b>0</b>

## SUN BELT CONFERENCE

Appalachian State	3	5
Georgia State	1	0
Louisiana-Monroe	0	1
Troy	1	0
<b>TOTAL</b>	<b>5</b>	<b>6</b>

## WEST COAST CONFERENCE

Brigham Young	1	0
Gonzaga	4	0
Pepperdine	1	0
Portland	2	0
San Francisco	2	0
Santa Clara	1	0
St. Mary's (Calif.)	1	0
<b>TOTAL</b>	<b>12</b>	<b>0</b>

## NCAA DIVISION II

Anderson (S.C.)	2	0
Carson-Newman	14	2
Cheyney	1	0
Delta State	4	2
Edinboro	0	1
Hawaii Pacific	1	0
Mars Hill	1	0
Puerto Rico-Mayaguez	1	0
Tusculum	1	0
Valdosta State	3	1
Virginia State	0	1
<b>TOTAL</b>	<b>28</b>	<b>7</b>

## NCAA DIVISION III

Immaculata	1	0
Montclair State	0	1
Roanoke	1	0
<b>TOTAL</b>	<b>2</b>	<b>1</b>

## NAIA

Cumberland (Tenn.)	2	0
Milligan	5	0
Shorter	1	0
Union (Tenn.)	0	3
<b>TOTAL</b>	<b>8</b>	<b>3</b>

## NJCAA

Chattanooga State	1	0
Gulf Coast	2	0
Walters State	1	0
<b>TOTAL</b>	<b>4</b>	<b>0</b>

- Exhibition games not counted in totals, (1) - Denotes tie

GENERAL

STAFF

PLAYERS

REVIEW

HISTORY

FACILITIES

NCAA

SEC

RECORDS

MEDIA INFO





**SERIES RECORDS**

DATE	AP RANK UT/OPP	ESPN RANK UT/OPP	SITE	W/L	SCORE
<b>AIX-EN-PROVENCE (FRANCE)</b>					<b>N/A</b>
8/20/1999			A91	W-ex	66-57
<b>AKRON</b>					<b>1-0</b>
12/18/1997	1/nr	1/nr	N81	W	98-63
<b>ALABAMA</b>					<b>49-3</b>
1/22/1977	12/nr		H	W	83-57
2/11/1978	3/nr		A	W	72-53
1/17/1979	4/nr		H	W	85-52
1/10/1980	5/nr		A	W	88-68
11/28/1980	3/nr		N29	W	74-62
1/30/1981	10/nr		N31	L	71-77
2/8/1981	11/nr		H	W	68-54
3/4/1983	8/nr		H	W	91-73
3/3/1984	10/17		N40	L	66-85
3/23/1984	15/12		H	W	65-58
1/18/1986	12/nr	13/nr	H	W	89-71
2/25/1987	8/nr	8/nr	A	W	108-77
1/23/1988	4/nr	4/nr	H	W	97-70
2/26/1989	2/nr	2/nr	A	W	81-65
3/4/1989	2/nr	2/nr	N51	W	89-61
2/24/1990	4/nr	4/nr	H	W	80-65
1/9/1991	4/nr	3/nr	A	W	86-61
1/26/1992	4/24	4/24	H	W	82-72
1/23/1993	2/nr	2/nr	A	W	86-74
2/5/1994	2/15	2/15	H	W	85-69
3/6/1994	1/16	1/15	N65	W	72-56
2/5/1995	2/16	2/13	A	W	95-44
3/5/1995	2/16	2/15	N65	W	84-70
1/28/1996	4/18	5/17	H	W	81-69
3/4/1996	4/10	4/10	N65	W	64-60
1/26/1997	8/4	9/4	A	W	63-60
2/1/1998	1/nr	1/nr	H	W	73-66
3/1/1998	1/20	1/19	N82	W	67-63
1/31/1999	1/23	1/21	A	W	85-73
2/27/1999	2/24	2/nr	N65	W	80-69
2/6/2000	4/nr	4/nr	H	W	65-47
2/4/2001	3/nr	3/nr	A	W	97-75
3/2/2001	1/nr	1/nr	N94	W	82-52
1/20/2002	2/nr	3/nr	H	W	82-57
1/16/2003	5/nr	5/nr	A	W	88-45
1/18/2004	5/nr	5/nr	H	W	72-51
2/27/2005	5/nr	5/nr	A	W	94-81
1/29/2006	1/nr	3/nr	H	W	89-54
2/19/2006	5/nr	5/nr	A	W	82-65
1/3/2007	4/nr	4/nr	H	W	72-36
1/28/2007	4/nr	4/nr	A	W	80-51
2/21/2008	3/nr	3/nr	A	W	85-58
2/12/2009	15/nr	18/nr	H	W	80-61
3/5/2009	19/nr	24/nr	N107	W	68-49
2/18/2010	5/nr	5/nr	A	W	74-67
1/6/2011	5/nr	6/nr	H	W	110-45
1/26/2012	7/nr	9/nr	A	W	86-56
1/20/2013	9/nr	9/nr	H	W	96-69
2/2/2014	10/nr	10/nr	A	W	64-54
2/19/2015	6/nr	6/nr	H	W	77-56
1/31/2016	19/nr	23/nr	H	W	70-42
2/25/2016	nr/nr	nr/nr	A	L	46-54
<b>ALABAMA-BIRMINGHAM</b>					<b>2-0</b>
1/2/1983	12/nr		H	W	78-66
12/1/1995	3/nr	2/nr	N70	W	77-42
<b>ALABAMA STATE</b>					<b>1-0</b>
3/22/2003	4/nr	4/nr	H	W	95-43
<b>ALBANY</b>					<b>1-0</b>
11/27/2015	4/nr	5/rv	H	W	63-55
<b>ALCORN STATE</b>					<b>1-0</b>
11/25/2012	20/nr	15/nr	H	W	90-37
<b>ANDERSON JC</b>					<b>2-0</b>
2/15/1975			N1	W	78-66
2/19/1977	12/nr		N1	W	77-50

DATE	AP RANK UT/OPP	ESPN RANK UT/OPP	SITE	W/L	SCORE
<b>APPALACHIAN STATE</b>					<b>3-5</b>
2/28/1969			N2	L	50-58 (OT)
3/1/1969			N2	L	33-35 (OT)
2/7/1970			A	L	*
3/4/1970			H	*	*
2/17/1973			N1	L	57-67
2/14/1975			N1	W	94-69
3/11/1976			N14	L	71-88
2/18/1977	12/nr		N1	W	82-65
3/13/1999	2/nr	2/nr	H	W	113-54
<b>ARGENTINEAN NATIONAL TEAM</b>					<b>N/A</b>
6/18/1987			N53	W-ex	88-44
<b>ARIZONA</b>					<b>3-0</b>
12/7/1993	1/nr	1/nr	A	W	65-63
1/2/1995	1/nr	1/nr	H	W	109-57
3/20/2000	2/21	2/20	H	W	75-60
<b>ARIZONA STATE</b>					<b>4-0</b>
12/27/2000	2/nr	2/nr	N97	W	67-63
11/19/2006	5/11	4/11	A	W	83-74
11/21/2010	4/nr	4/nr	H	W	80-64
3/20/2016	rv/11	nr/11	A137	W	68-52
<b>ARKANSAS</b>					<b>28-3</b>
2/29/1992	2/nr	2/nr	H	W	105-59
2/27/1993	1/nr	1/nr	A	W	72-55
1/2/1994	1/nr	1/nr	H	W	89-67
2/7/1995	2/20	2/23	A	W	87-67
1/17/1996	6/20	5/20	H	W	78-66
12/29/1996	6/22	6/24	A	L	75-77
1/1/1998	1/25	1/nr	H	W	88-58
3/27/1998	1/nr	1/nr	N84	W	86-58
12/17/1998	2/nr	2/nr	A	W	82-62
1/10/2000	2/nr	2/nr	H	W	79-69
1/7/2001	2/nr	2/nr	A	W	76-61
2/7/2002	3/nr	4/nr	H	W	93-65
1/30/2003	4/12	4/11	A	W	92-79
1/8/2004	5/nr	5/nr	H	W	83-44
2/26/2004	2/nr	2/nr	A	W	93-71
1/13/2005	8/nr	10/nr	H	W	72-54
2/20/2005	6/nr	6/nr	A	W	84-71
2/5/2006	5/nr	5/nr	H	W	77-37
2/22/2007	2/nr	2/nr	A	W	75-68 (OT)
1/24/2008	2/nr	2/nr	H	W	98-55
1/22/2009	10/nr	12/nr	A	W	76-67
2/4/2010	5/nr	5/nr	H	W	74-57
1/30/2011	5/nr	6/nr	A	W	72-53
1/8/2012	6/nr	7/nr	A	W	69-38
2/23/2012	10/nr	9/nr	H	L	71-72 (OT)
2/24/2013	11/nr	10/nr	A	W	60-54
1/30/2014	10/nr	10/nr	H	W	70-60
1/11/2015	7/nr	9/nr	A	W	60-51
1/14/2016	13/nr	15/nr	A	L	59-64
2/4/2016	23/nr	25/nr	H	W	75-57
3/3/2016	nr/nr	nr/nr	N136	W	68-51
<b>ARMY</b>					<b>2-0</b>
11/30/2002	4/nr	5/nr	N105	W	96-44
3/19/2006	6/nr	6/nr	N118	W	102-54
<b>ARVIKA (SWEDEN)</b>					<b>N/A</b>
11/13/1989			H	W-ex	97-54
<b>ATHLETES IN ACTION</b>					<b>N/A</b>
11/21/1990			H	W-ex	96-64
11/22/1992			H	L-ex	68-70
11/18/1993			H	W-ex	76-73
11/17/1994			H	W-ex	78-65
11/16/2000			H	W-ex	108-78
11/18/2003			H	W-ex	88-64
<b>AUBURN</b>					<b>41-10</b>
2/9/1980	5/nr		H	W	72-61
3/6/1983	10/15		H	W	83-75



# SERIES RECORDS

DATE	AP RANK UT/OPP	ESPN RANK UT/OPP	SITE	W/L	SCORE
3/4/1985	15/9	24/10	N44	W	63-60
2/8/1986	10/11	12/13	H	L	60-66
1/14/1987	2/3	2/3	A	L	69-75
3/6/1987	8/2	8/2	N51	L	96-102
3/21/1987	7/2	7/2	H	W	77-61
1/9/1988	4/2	4/3	H	L	68-71
3/7/1988	3/1	2/1	N51	W	73-70
1/6/1989	1/3	1/3	A	L	59-67
3/6/1989	2/1	2/1	N51	W	66-51
4/2/1989	1/2	1/2	N55	W	76-60
2/3/1990	5/14	6/14	H	W	76-65
3/5/1990	3/11	3/11	N51	L	77-78
1/19/1991	2/10	2/10	A	L	65-70
3/3/1991	4/5	4/5	N51	W	70-62
3/23/1991	4/6	3/6	H	W	69-65
1/30/1992	4/nr	4/nr	H	W	69-54
1/12/1993	2/9	2/8	A	W	70-59
1/15/1994	1/21	1/20	H	W	58-46
1/14/1995	1/nr	1/nr	A	W	68-43
2/18/1996	5/20	5/18	H	W	72-67 (OT)
2/15/1997	8/nr	9/nr	A	W	76-63
3/2/1997	8/nr	11/nr	N65	L	59-61
2/14/1998	1/nr	1/nr	H	W	79-63
2/14/1999	1/17	1/21	A	W	71-63
2/27/2000	2/11	3/14	H	W	76-61
2/25/2001	1/nr	1/nr	A	W	63-49
1/10/2002	2/19	3/22	H	W	71-50
1/27/2002	2/22	2/22	A	W	66-53
1/12/2003	5/nr	5/nr	H	W	81-72
2/16/2003	3/nr	3/nr	A	W	59-56
3/7/2003	3/nr	3/nr	N107	W	66-51
2/1/2004	1/22	1/25	H	W	68-61 (OT)
1/20/2005	7/nr	9/nr	A	W	81-71
3/4/2005	5/nr	4/nr	N114	W	64-54
2/23/2006	5/nr	5/nr	H	W	81-56
3/3/2006	8/nr	9/nr	N107	W	77-45
2/8/2007	3/nr	3/nr	A	W	72-62
1/10/2008	2/22	2/20	H	W	85-52
1/25/2009	10/6	12/5	A	L	68-82
3/7/2009	19/6	24/5	N107	L	58-78
1/28/2010	5/nr	5/nr	H	W	85-56
1/23/2011	5/nr	6/nr	A	W	73-53
1/1/2012	7/nr	8/nr	A	W	73-52
2/5/2012	8/nr	8/nr	H	W	82-61
1/17/2013	9/nr	9/nr	A	W	75-66
2/21/2013	11/nr	10/nr	H	W	83-61
2/20/2014	10/nr	10/nr	H	W	93-63
1/15/2015	6/nr	6/nr	A	W	54-42
1/10/2016	12/nr	11/nr	H	W	79-52

## AUSTIN PEAY **6-0**

1/12/1974			H7	W	66-42
2/28/1974			N10	W	55-35
1/16/1976			A	W	65-53
11/15/1996	4/nr	4/nr	H74	W	80-59
3/16/2001	3/nr	3/nr	H	W	80-38
3/20/2010	3/nr	3/nr	H	W	75-42

## AUSTRALIAN INSTITUTE OF SPORT **N/A**

11/23/1987			H	W-ex	93-77
11/22/1994			H	W-ex	106-57

## BALL STATE **0-1**

3/22/2009	18/nr	23/nr	N45	L	55-71
-----------	-------	-------	-----	---	-------

## BAYLOR **2-5**

3/28/2004	2/15	3/17	N112	W	71-69
11/15/2009	8/7	9/4	H	W	74-65
3/27/2010	3/14	3/18	N127	L	62-77
12/14/2010	6/3	6/2	A	L	54-65
11/27/2011	6/1	7/1	H	L	67-76
3/26/2012	9/1	7/1	N129	L	58-77
12/18/2012	10/3	11/3	A	L	53-76

## BELMONT **3-6**

1/27/1970			A	L	61-64
-----------	--	--	---	---	-------

DATE	AP RANK UT/OPP	ESPN RANK UT/OPP	SITE	W/L	SCORE
1/31/1970			H	L	28-38
1/25/1974			H	W	63-51
2/18/1975			A	L	80-102
1/17/1976			A	L	45-77
2/17/1976			H	L	71-79
11/30/1976	nr/nr		HG	W	78-63
1/28/1977	10/nr		A	L	59-60
3/1/1979	8/nr		H	W	94-53

## BOISE STATE **1-0**

3/21/2015	6/nr	5/nr	H	W	72-61
-----------	------	------	---	---	-------

## BOSTON COLLEGE **3-0**

3/15/1999	2/nr	2/nr	H	W	89-62
12/6/2000	2/nr	2/21	H	W	72-57
12/5/2001	2/nr	2/nr	A	W	75-66

## BRAZILIAN NATIONAL TEAM **N/A**

6/20/1987			A53	L-ex	68-105
-----------	--	--	-----	------	--------

## BRIGHAM YOUNG **1-0**

3/23/2002	6/nr	6/nr	N102	W	68-57
-----------	------	------	------	---	-------

## BULGARIAN NATIONAL TEAM **N/A**

8/14/2003			N110	L-ex	67-69
-----------	--	--	------	------	-------

## BULGARIAN NATIONAL B TEAM **N/A**

11/23/1993			H	W-ex	89-75
------------	--	--	---	------	-------

## CAMEROON NATIONAL TEAM **N/A**

8/7/2015			N133	W-ex	66-49
----------	--	--	------	------	-------

## CARSON-NEWMAN **14-2**

2/26/1920			H	L	13-14
2/16/1923			H	W	23-7
1/10/1925			H	W	38-30
2/9/1925			A	L	16-36
1/29/1969			A	W	53-49
2/13/1969			A	W	63-44
2/9/1971			H	W	46-33
2/23/1971			H	*	*
2/26/1971			HP	W	52-37
1/25/1972			H	W	51-45
2/15/1972			A	W	71-41
2/25/1972			H	W	45-39
2/24/1973			N4	W	56-50
1/12/1974			H7	W	55-41
1/22/1974			A	W	57-25
2/22/1974			A9	W	59-41
2/28/1975			N12	W	74-73
11/7/2004			H	W-ex	105-47
11/10/2005			H	W-ex	101-55
11/1/2006			H	W-ex	104-49
11/6/2007			H	W-ex	91-30
11/6/2008			H	W-ex	135-55
11/5/2009			H	W-ex	124-34
11/21/2010			H	W-ex	110-66
11/1/2011			H	W-ex	105-40
11/1/2012			H	W-ex	104-44
11/4/2013			H	W-ex	115-31
11/9/2014			H	W-ex	90-57
11/9/2015			H	W-ex	101-59

## CENTENARY (TENN.) **1-0**

2/18/1925			A	W	54-10
-----------	--	--	---	---	-------

## CENTRAL ARKANSAS **1-0**

11/15/2015	4/nr	4/nr	H	W	102-47
------------	------	------	---	---	--------

## CENTRAL HIGH SCHOOL **3-1**

2/16/1907			H	W	28-0
1/18/1908			*	W	*
2/4/1909			H	W	28-8
12/16/1909			H	L	1-21

GENERAL

STAFF

PLAYERS

REVIEW

HISTORY

FACILITIES

NCAA

SEC

RECORDS

MEDIA INFO





**SERIES RECORDS**

DATE	AP RANK UT/OPP	ESPN RANK UT/OPP	SITE	W/L	SCORE
------	-------------------	---------------------	------	-----	-------

<b>COLLEGE OF CHARLESTON</b>					<b>1-0</b>
2/18/1977	12/nr		N1	W	91-70

<b>CHATTANOOGA</b>					<b>27-8</b>
2/8/1924			H	W	19-4
2/17/1925			A	W	39-16
1/9/1926			H	W	45-8
2/11/1926			A	W	45-15
2/4/1971			A	L	52-60
2/26/1971			HP	L	47-53
3/5/1971			N3	L	22-46
2/8/1972			A	W	58-48
2/26/1972			H	L	49-50
2/26/1972			H	W	56-53
3/3/1972			H	L	52-56
1/26/1973			H	L	55-58
2/24/1973			N4	W	55-51
1/25/1975			N4	W	77-73
2/22/1975			H	W	90-78
2/28/1975			N12	W	112-88
1/31/1976			H	W	96-62
2/28/1976			A	W	67-66
1/18/1980	5/nr		A	W	73-53
2/29/1980	4/nr		N10	W	71-63
12/4/1980	3/nr		H	W	90-56
12/5/1984	16/nr		H	W	78-54
11/16/2001	2/nr	2/nr	A	W	97-57
11/23/2003	3/nr	3/nr	H	W	83-52
11/19/2004	1/nr	1/nr	A	W	68-34
11/21/2005	2/nr	1/nr	H	W	92-50
11/12/2006	5/nr	5/nr	H	W	102-72
11/11/2007	1/nr	1/nr	H	W	76-56
11/21/2008	5/nr	13/nr	A	W	66-63
11/15/2010	4/nr	4/nr	H	W	103-43
1/3/2012	6/nr	7/nr	H	W	90-47
11/9/2012	20/nr	16/nr	A	L	71-80
11/14/2013	4/nr	3/nr	H	W	80-56
11/26/2014	4/nr	5/nr	A	L	63-67
11/23/2015	4/nr	5/rv	H	W	59-57

<b>CHATTANOOGA STATE CC</b>					<b>1-0</b>
1/29/1976			H	W	114-51

<b>CHEYNEY</b>					<b>1-0</b>
3/30/1984	15/9		N41	W	82-73

<b>CINCINNATI</b>					<b>0-3</b>
2/22/1924			H	L	9-29
2/26/1924			A	L	23-54
11/26/1984	12/nr		H	L	69-72

<b>CLEMSON</b>					<b>11-1</b>
12/17/1976	19/nr		N15	W	87-61
3/10/1977	10/nr		N3	W	84-46
11/28/1977	1/nr		H	W	88-70
11/29/1978	1/nr		A	W	75-66
3/8/1979	8/nr		H	W	89-61
2/18/1980	4/16		H	W	89-72
3/5/1980	3/16		H	W	95-79
1/21/1981	7/nr		A	L	64-72
1/21/1982	nr/nr		H	W	91-60
3/22/1990	4/nr	5/19	N32	W	80-62
3/19/1994	1/nr	1/nr	H	W	78-66
11/24/2000	2/nr	2/nr	N96	W	86-58

<b>COKER</b>					<b>N/A</b>
11/4/2012			H	W-ex	118-44

<b>COLGATE</b>					<b>1-0</b>
3/20/2004	2/nr	3/nr	N111	W	77-54

<b>COLORADO</b>					<b>3-1</b>
12/8/1981	10/nr		A	L	60-78
12/20/1993	1/7	1/7	H	W	86-82 (OT)
12/17/1994	1/8	1/8	A	W	78-72
3/22/1997	10/18	11/21	N48	W	75-67

DATE	AP RANK UT/OPP	ESPN RANK UT/OPP	SITE	W/L	SCORE
------	-------------------	---------------------	------	-----	-------

<b>CONNECTICUT</b>					<b>9-13</b>
1/16/1995	1/2	1/2	A	L	66-77
4/2/1995	3/1	2/1	N16	L	64-70
1/6/1996	4/2	4/2	H	L	53-59
3/29/1996	4/2	4/3	N73	W	88-83 (OT)
1/5/1997	8/1	8/1	A77	L	57-72
3/24/1997	10/1	11/1	N48	W	91-81
1/3/1998	1/3	1/3	H	W	84-69
1/10/1999	2/1	2/1	A	W	92-81
1/8/2000	2/1	2/1	H	L	67-74
2/2/2000	4/1	4/1	A77	W	72-71
4/2/2000	2/1	2/1	N95	L	52-71
12/30/2000	2/1	2/1	A	L	76-81
2/1/2001	3/2	3/2	H	W	92-88
1/5/2002	2/1	2/1	H	L	72-86
3/29/2002	6/1	6/1	N103	L	55-79
1/4/2003	5/3	5/2	A	L	62-63 (OT)
4/8/2003	4/1	4/2	N108	L	68-73
2/5/2004	1/4	1/3	H	L	67-81
4/6/2004	2/6	3/6	N113	L	61-70
1/8/2005	10/15	10/14	A	W	68-67
1/7/2006	1/7	1/7	H	W	89-80
1/6/2007	4/5	4/5	A	W	70-64

<b>COPENHAGEN (DENMARK)</b>					<b>N/A</b>
1/2/1992			N62	W-ex	98-44

<b>CREIGHTON</b>					<b>1-0</b>
3/25/2013	10/nr	9/nr	H	W	68-52

<b>CUMBERLAND (KY.)</b>					<b>5-0</b>
3/10/1922			A	W	28-19
2/9/1923			H	W	28-14
2/27/1924			A	W	48-24
1/14/1926			H	W	47-12
1/10/1973			H	W	64-25

<b>CUMBERLAND (TENN.)</b>					<b>2-0</b>
2/12/1972			H	W	52-35
2/21/1976			H	W	90-42

<b>DALHOUSIE (CANADA)</b>					<b>N/A</b>
11/6/2005			H	W-ex	131-40

<b>DAVIDSON</b>					<b>1-0</b>
11/28/2012	13/nr	15/nr	H	W	75-40

<b>DAYTON</b>					<b>2-0</b>
12/4/1986	3/nr	3/nr	H	W	66-40
3/22/2010	3/nr	3/nr	H	W	92-64

<b>DELTA STATE</b>					<b>4-2</b>
12/17/1976	19/1		N15	L	63-74
3/25/1977	5/1		N16	L	58-62
1/5/1978	3/2		H	W	94-74
12/28/1978	5/7		N23	W	67-63
1/9/1979	4/7		A	W	85-73
2/6/1979	6/15		H	W	73-57
11/9/2009			H	W-ex	79-46

<b>DEPAUL</b>					<b>20-0</b>
2/13/1991	4/nr	4/nr	H	W	105-43
1/10/1992	3/nr	3/nr	A	W	70-62
1/21/1993	2/21	2/21	H	W	60-48
1/29/1994	2/nr	2/nr	A	W	66-56
2/14/1995	2/nr	2/nr	H	W	85-54
12/20/1995	4/nr	4/nr	A	W	76-68
1/28/1997	9/nr	9/nr	H	W	94-83
1/20/1998	1/nr	1/nr	A	W	125-46
12/3/1998	3/nr	3/nr	H	W	89-47
12/17/1999	2/nr	2/nr	A	W	100-66
11/18/2000	2/nr	2/nr	H	W	94-52
12/19/2001	2/nr	2/nr	A	W	80-66
1/14/2003	5/25	5/24	H	W	76-57
12/17/2003	2/nr	2/nr	A	W	96-89 (OT)
3/22/2004	2/nr	3/25	N111	W	79-59



# SERIES RECORDS

DATE	AP RANK UT/OPP	ESPN RANK UT/OPP	SITE	W/L	SCORE
12/12/2004	9/15	9/15	H	W	78-63
1/2/2008	3/15	3/15	A	W	102-68
11/30/2008	9/nr	12/nr	H	W	88-67
12/11/2011	7/20	8/21	N87	W	84-61
3/19/2012	9/rv	7/23	A	W	63-48

<b>DRAKE</b>					<b>1-0</b>
3/18/2007	3/nr	4/nr	N120	W	76-37

<b>DUKE</b>					<b>5-6</b>
12/6/1998	3/16	3/16	N86	W	74-60
3/22/1999	2/10	2/11	N25	L	63-69
12/27/2001	2/9	2/9	N100	W	89-68
11/24/2002	2/1	2/1	N104	L	55-76
4/6/2003	4/2	4/1	N108	W	66-56
1/24/2004	2/1	2/1	A	W	72-69
12/2/2004	4/10	5/9	H	L	57-59
1/23/2006	1/2	1/2	A	L	53-75
1/22/2007	4/1	4/1	H	L	70-74
1/28/2008	2/9	2/10	A	W	67-64
2/16/2009	13/7	18/10	H	L	54-62

<b>EAST CAROLINA</b>					<b>2-0</b>
2/15/1975			N1	W	82-81
11/24/1985	9/nr	11/nr	H	W	74-56

<b>EAST TENNESSEE STATE</b>					<b>19-2-1</b>
1/31/1924			H	L	16-22
2/2/1925			A	T	25-25
2/20/1926			H	W	50-16
2/1/1969			H	W	40-32
2/12/1971			A	L	56-62
2/27/1971			HP	W	54-45
2/4/1972			H	W	78-56
2/6/1973			A	W	54-44
2/11/1974			H	W	55-36
2/23/1974			N9	W	54-41
1/18/1975			H	W	80-36
1/25/1975			A	W	85-72
2/21/1975			H	W	97-41
1/24/1977	12/nr		H	W	100-57
2/3/1977	12/nr		A	W	102-46
1/3/1979	5/nr		A	W	82-59
2/5/1980	5/nr		H	W	90-48
1/17/1981	7/nr		A	W	81-66
2/28/1981	4/nr		N3	W	75-48
1/8/1986	11/nr	12/nr	H	W	98-39
12/22/2010	5/nr	6/nr	H	W	102-53
12/2/2015	8/nr	8/nr	H	W	85-49

<b>EASTERN ILLINOIS</b>					<b>1-0</b>
12/7/1985	11/nr	14/nr	N46	W	75-69

<b>EASTERN KENTUCKY</b>					<b>8-1</b>
2/10/1973			HP	W	53-42
1/15/1974			H	W	51-41
2/25/1975			A	W	100-70
2/11/1976			H	L	68-89
2/12/1977	12/nr		A	W	84-70
2/22/1978	1/nr		H	W	90-67
11/27/1978	1/nr		A	W	91-67
12/19/1987	3/nr	4/nr	H	W	115-40
2/24/1993	1/nr	1/nr	A	W	95-58

<b>EDINBORO</b>					<b>0-1</b>
1/10/1976			H	L	68-70

<b>FARRAGUT SCHOOL</b>					<b>0-4</b>
2/18/1905			A	L	8-14
2/25/1905			H	L	6-10
1/27/1906			H	L	2-15
2/14/1908			A	L	4-15

<b>FLORIDA</b>					<b>48-4</b>
2/8/1980	5/nr		H	W	118-44
11/28/1981	2/nr		A	W	85-73
2/1/1982	nr/nr		H	W	83-67

DATE	AP RANK UT/OPP	ESPN RANK UT/OPP	SITE	W/L	SCORE
1/23/1983	8/nr		A	W	94-62
2/2/1983	8/nr		H	W	70-69
1/8/1984	8/nr		A	W	78-70
1/31/1984	9/nr		H	W	69-49
1/21/1985	nr/nr		H	W	69-61
2/10/1985	nr/nr	24/nr	A	W	83-74
2/2/1986	10/nr	15/nr	H	W	82-60
1/17/1987	2/nr	2/nr	A	W	90-72
2/21/1988	3/nr	3/nr	H	W	108-53
2/18/1989	3/nr	3/nr	A	W	85-52
2/17/1990	4/nr	4/nr	H	W	75-42
3/3/1990	3/nr	3/nr	N51	W	81-56
1/16/1991	2/nr	2/nr	A	W	71-70 (OT)
2/22/1992	2/nr	4/nr	H	W	90-69
2/21/1993	1/nr	1/nr	A	W	88-75
12/18/1993	1/nr	1/nr	H	W	84-69
2/1/1995	2/14	2/15	A	W	76-69
1/2/1996	4/21	4/17	H	W	87-67
3/3/1996	5/18	5/17	N65	W	74-63
1/21/1997	8/19	9/nr	A	L	62-71
1/10/1998	1/12	1/14	H	W	99-60
1/21/1999	1/21	1/19	A	W	77-64
2/26/1999	2/nr	2/nr	N65	W	92-80
2/13/2000	2/nr	3/nr	H	W	97-78
3/3/2000	2/nr	3/nr	N65	W	91-79
2/11/2001	2/6	2/9	A	W	103-73
1/3/2002	2/15	2/16	A	W	88-64
1/31/2002	2/12	2/15	H	W	86-66
1/19/2003	5/nr	5/nr	A	W	94-53
2/9/2003	3/nr	3/nr	H	W	79-40
2/19/2004	3/nr	3/nr	H	W	88-79
2/3/2005	5/nr	5/nr	A	W	91-82 (OT)
2/26/2006	5/nr	5/nr	H	L	93-95 (OT)
1/11/2007	4/nr	4/nr	A	W	80-58
2/28/2008	3/nr	3/nr	H	W	88-61
3/7/2008	3/nr	3/nr	N101	W	92-61
2/8/2009	12/11	17/13	A	L	57-66
3/6/2009	19/21	24/18	N107	W	71-67
1/14/2010	4/nr	4/nr	A	W	66-64
2/14/2010	5/nr	5/nr	H	W	83-44
1/13/2011	5/nr	6/nr	A	W	83-40
2/10/2011	4/nr	4/nr	H	W	61-39
3/4/2011	4/nr	4/nr	N128	W	92-75
2/26/2012	10/nr	9/nr	H	W	75-59
1/13/2013	9/nr	9/nr	A	W	78-75 (OT)
3/8/2013	9/nr	9/nr	N119	W	82-73
1/23/2014	11/nr	12/nr	H	W	89-69
2/8/2015	6/nr	6/nr	A	W	64-56
1/7/2016	12/rv	11/rv	H	L	66-74

<b>FLORIDA A&amp;M</b>					<b>1-0</b>
3/16/1995	3/nr	2/nr	H	W	96-59

<b>FLORIDA ATLANTIC</b>					<b>2-0</b>
2/14/1990	4/nr	4/nr	H	W	95-73
1/21/1992	4/nr	4/nr	H	W	108-26

<b>FLORIDA INTERNATIONAL</b>					<b>1-0</b>
3/18/1995	3/nr	2/nr	H	W	70-44

<b>FLORIDA STATE</b>					<b>2-0</b>
2/8/1985	nr/nr	24/nr	A	W	67-56
1/26/1986	11/nr	11/nr	H	W	89-43

<b>FORDHAM</b>					<b>1-0</b>
3/17/1979	6/nr		A24	W	76-54

<b>FRENCH NATIONAL TEAM</b>					<b>N/A</b>
11/21/1988			H	W-ex	81-54

<b>FTC-DIEGO BUDAPEST</b>					<b>N/A</b>
11/2/1999			H	W-ex	82-63

<b>FULLERTON STATE</b>					<b>1-0</b>
12/16/1979	3/nr		A	W	88-57

GENERAL

STAFF

PLAYERS

REVIEW

HISTORY

FACILITIES

NCAA

SEC

RECORDS

MEDIA INFO





**SERIES RECORDS**

DATE	AP RANK UT/OPP	ESPN RANK UT/OPP	SITE	W/L	SCORE
<b>FURMAN</b>					<b>4-0</b>
2/16/1973			N1	W	71-43
2/15/1974			N1	W	68-39
2/12/1976			N1	W	73-50
3/18/2000	2/nr	2/nr	H	W	90-38
<b>GEORGE MASON</b>					<b>1-0</b>
12/6/1997	1/nr	1/nr	N80	W	93-61
<b>GEORGETOWN</b>					<b>0-1</b>
11/27/2010	4/12	4/13	N117	L	58-69
<b>GEORGE WASHINGTON</b>					<b>10-0</b>
12/29/1992	1/nr	1/nr	N64	W	73-53
11/27/2001	2/22	2/21	A	W	88-57
11/26/2002	4/21	5/24	H	W	83-61
12/30/2003	5/nr	5/nr	A	W	65-51
11/23/2004	1/nr	1/nr	H	W	71-41
12/7/2005	1/nr	1/nr	A	W	59-43
3/21/2006	6/nr	6/nr	N118	W	66-53
12/7/2006	6/21	5/19	H	W	85-62
12/8/2008	7/nr	9/nr	A	W	71-59
12/1/2009	6/nr	5/nr	H	W	93-53
<b>GEORGIA</b>					<b>50-15</b>
2/15/1969			N1	W	38-26
12/17/1980	6/nr		N30	W	73-68 (OT)
1/17/1982	nr/13		A	L	63-66
2/11/1982	20/15		H	W	65-52
2/27/1982	8/18		N6	W	55-44
1/16/1983	8/9		A	W	74-54
2/12/1983	6/10		H	W	73-59
3/5/1983	8/12		H	L	65-71
3/27/1983	9/8		N37	L	63-67
1/22/1984	11/4		H	W	64-59
2/19/1984	10/4		A	L	65-84
3/25/1984	15/3		H	W	73-61
12/9/1984	15/3		A	L	72-78
2/2/1985	nr/5	20/5	H	L	56-72
1/29/1986	11/2	15/2	A	L	74-84
3/20/1986	15/2	5/4	N48	W	85-82
1/24/1987	3/12	3/13	H	W	78-72
1/31/1988	4/13	4/12	A	W	82-79
3/6/1988	3/17	2/17	N51	W	82-76
1/29/1989	2/5	2/4	H	W	78-64
1/28/1990	5/4	3/7	A	L	76-81
3/4/1990	3/6	3/6	N51	W	73-54
1/28/1991	3/4	4/5	H	L	74-81
2/15/1992	3/nr	3/nr	A	W	55-51
3/9/1992	2/24	2/nr	N51	W	73-66
2/14/1993	1/nr	1/nr	H	W	71-68
3/6/1993	1/nr	2/21	N65	L	72-73
2/27/1994	1/nr	1/nr	A	W	75-59
3/5/1994	1/nr	1/nr	N65	W	86-72
2/25/1995	2/9	2/9	H	W	83-61
4/1/1995	3/12	2/12	N16	W	73-51
1/8/1996	4/7	4/9	A	L	71-77
3/31/1996	4/5	4/5	N73	W	83-65
12/8/1996	4/5	4/5	H	L	93-94 (OT)
1/14/1998	1/19	1/19	A	W	96-71
1/28/1998	1/17	1/17	H	W	102-43
1/14/1999	1/4	1/4	H	W	102-69
1/28/1999	1/4	1/4	A	W	95-79
2/28/1999	2/14	2/12	N65	W	85-69
1/17/2000	2/7	2/7	A	L	51-78
1/18/2001	2/4	2/4	H	W	85-69
2/10/2002	3/22	4/21	A	W	52-50
3/1/2002	3/24	3/24	N101	W	81-67
2/20/2003	3/13	3/16	H	W	87-60
2/12/2004	3/19	3/17	A	W	70-67
3/6/2004	1/20	1/16	N101	L	66-68 (OT)
1/31/2005	5/18	5/19	H	W	77-70
1/12/2006	1/13	1/17	H	W	94-85
2/16/2006	5/13	5/13	A	W	58-55
3/4/2006	8/12	9/12	N107	W	89-79
1/14/2007	4/15	4/15	A	W	52-41

DATE	AP RANK UT/OPP	ESPN RANK UT/OPP	SITE	W/L	SCORE
2/5/2007	3/9	3/14	H	W	73-57
3/2/2008	3/22	3/20	A	W	72-63
2/5/2009	12/nr	17/nr	H	W	73-43
1/21/2010	3/8	3/8	A	L	50-53
2/21/2011	4/22	4/rv	H	W	77-44
3/5/2011	4/nr	4/nr	N128	W	82-58
1/5/2012	6/16	7/15	H	W	80-51
1/29/2012	7/17	9/15	A	W	67-50
1/6/2013	12/10	13/11	H	W	79-66
1/5/2014	5/19	5/18	A	W	85-70
1/25/2015	5/22	7/19	H	W	59-51
2/26/2015	6/nr	6/nr	A	W	70-59
3/6/2015	5/nr	5/nr	N107	W	75-41
2/28/2016	nr/nr	nr/nr	H	W	80-60
<b>GEORGIA STATE</b>					<b>1-0</b>
3/15/2002	6/nr	6/nr	H	W	98-68
<b>GEORGIA TECH</b>					<b>6-0</b>
2/2/1987	5/nr	3/nr	H	W	100-74
1/11/1988	4/nr	4/nr	A	W	96-79
2/15/1989	3/nr	3/nr	H	W	88-71
11/26/2010	4/nr	4/nr	N117	W	66-42
11/11/2012	20/22	16/20	A	W	71-54
11/17/2013	4/nr	3/nr	H	W	87-76
<b>GONZAGA</b>					<b>4-0</b>
11/25/2005	2/nr	1/nr	N117	W	79-65
12/16/2007	1/nr	1/nr	H	W	96-73
12/30/2008	8/nr	12/nr	A	W	77-58
3/28/2015	6/nr	5/nr	N132	W	73-69 (OT)
<b>GRAMBLING STATE</b>					<b>1-0</b>
3/15/1997	10/nr	11/nr	H	W	91-54
<b>GREEK NATIONAL TEAM</b>					<b>N/A</b>
8/13/2003			A110	L-ex	79-85
8/16/2003			A110	W-ex	59-50
<b>HAWAII PACIFIC</b>					<b>1-0</b>
12/20/1985	13/nr	14/nr	A	W	130-38
<b>HIWASSEE JC</b>					<b>1-0</b>
1/28/1974			N8	W	61-31
<b>HOUSTON JAGUARS</b>					<b>N/A</b>
11/5/2006			H	W-ex	101-51
<b>HUNGARIAN NATIONAL TEAM</b>					<b>N/A</b>
11/13/1983			H	W-ex	94-80
<b>ILLINOIS</b>					<b>7-0</b>
11/27/1985	9/nr	11/nr	H	W	71-57
1/3/1988	3/20	4/20	A	W	93-59
11/25/1988	1/nr	1/nr	N56	W	81-50
1/2/1990	5/nr	7/nr	H	W	84-57
12/21/1990	9/nr	8/nr	A	W	85-52
12/12/1997	1/5	1/5	H61	W	78-68
11/25/2000	2/21	2/21	N96	W	111-62
<b>ILLINOIS STATE</b>					<b>2-0</b>
1/10/1981	9/nr		H	W	64-52
3/21/1981	2/nr		H	W	78-63
<b>IMMACULATA</b>					<b>1-0</b>
3/26/1977	5/2		N16	W	91-71
<b>INDIANA</b>					<b>1-0</b>
11/27/1987	1/nr	3/nr	N54	W	91-52
<b>IOWA</b>					<b>2-1</b>
3/16/1986	15/14	16/14	H	W	73-68
11/30/1986	3/8	3/9	A49	W	74-56
3/27/1993	2/4	2/4	A48	L	56-72



# SERIES RECORDS

DATE	AP RANK UT/OPP	ESPN RANK UT/OPP	SITE	W/L	SCORE
<b>JACKSON STATE</b>					<b>1-0</b>
3/13/1982	10/nr		H	W	72-56
<b>JAMES MADISON</b>					<b>2-0</b>
3/8/1974			A11	W	74-43
3/24/1988	1/14	3/15	N32	W	72-52
<b>KANSAS</b>					<b>3-0</b>
3/23/1996	4/20	4/22	N72	W	92-71
11/17/1996	4/12	4/13	H74	W	79-60
3/24/2012	9/nr	7/nr	N129	W	84-73
<b>KANSAS STATE</b>					<b>4-0</b>
3/24/1977	5/20		N16	W	81-69
3/15/1980	2/14		H	W	84-64
1/7/1982	20/nr		H	W	83-68
12/6/1985	11/nr	14/nr	N46	W	68-56
<b>KENTUCKY</b>					<b>53-11</b>
1/24/1976			N13	W	70-67
11/13/1976			H	W	107-53
1/7/1977	16/18		A	W	82-57
1/28/1978	3/nr		A	W	92-90 (2OT)
2/25/1978	1/nr		H	W	99-66
3/10/1978	1/nr		N20	W	76-60
1/20/1979	4/nr		A	L	64-66
2/17/1979	6/nr		H	W	89-51
2/2/1980	6/17		A	W	91-83 (OT)
2/6/1981	11/10		H	W	81-65
3/13/1981	3/10		N32	W	58-49
1/28/1982	nr/8		H	W	81-75
2/18/1982	13/14		A	W	65-61
2/28/1982	11/13		A6	L	74-80
2/9/1983	6/4		A	W	95-85
2/27/1983	8/6		H	L	69-81
1/25/1984	11/nr		A	W	75-63
2/12/1984	6/nr		H	W	67-65
1/23/1985	nr/15	18/14	H	L	72-76 (OT)
2/13/1985	nr/19	24/16	A	W	77-66
1/24/1986	11/nr	11/24	A	L	82-96
1/11/1987	2/nr	2/nr	H	W	76-64
2/18/1988	3/nr	3/nr	A	W	99-75
3/5/1988	3/nr	2/nr	N51	W	100-66
1/21/1989	2/nr	2/nr	H	W	101-57
1/22/1990	3/nr	3/nr	A	W	76-60
1/12/1991	4/nr	3/nr	H	W	80-70
2/8/1992	4/nr	4/nr	A	W	77-52
3/8/1992	2/nr	2/nr	N51	W	94-80
2/6/1993	1/25	1/23	H	W	85-61
2/18/1994	1/nr	1/nr	A	W	95-89 (OT)
2/19/1995	2/nr	2/nr	H	W	67-41
3/4/1995	2/nr	2/nr	N65	W	74-62
1/14/1996	4/nr	5/nr	A	W	60-45
1/12/1997	9/nr	9/nr	H	W	84-61
1/18/1998	1/nr	1/nr	A	W	93-65
1/17/1999	1/nr	1/nr	H	W	98-60
1/23/2000	2/nr	2/nr	A	W	71-65
1/30/2000	4/nr	4/nr	H	W	77-48
1/21/2001	2/nr	2/nr	A	W	110-38
1/27/2001	3/nr	3/nr	H	W	83-39
2/24/2002	4/nr	4/nr	H	W	89-64
3/2/2003	3/nr	3/nr	A	W	84-69
1/29/2004	1/nr	1/nr	A	W	81-72
1/23/2005	7/nr	9/nr	H	W	67-49
1/26/2006	1/nr	3/nr	A	L	63-66
2/11/2007	3/nr	3/nr	H	W	84-62
1/17/2008	2/nr	2/nr	A	W	65-40
2/3/2008	2/nr	2/nr	H	W	79-51
1/8/2009	7/nr	11/nr	H	W	69-64
2/19/2009	13/nr	19/nr	A	L	56-66
2/25/2010	4/16	4/14	H	W	81-65
3/7/2010	4/19	4/18	N119	W	70-62
2/7/2011	4/15	4/18	A	W	73-67
3/6/2011	4/16	4/16	N128	W	90-65
1/12/2012	6/9	7/8	A	L	60-61
2/13/2012	13/7	10/7	H	W	90-59

DATE	AP RANK UT/OPP	ESPN RANK UT/OPP	SITE	W/L	SCORE
3/3/2013	8/10	8/10	A	L	65-78
2/16/2014	8/18	8/18	H	L	71-75
3/9/2014	6/12	6/13	N119	W	71-70
1/29/2015	6/10	6/10	A	W	73-72
2/15/2015	6/10	6/10	H	W	72-58
3/7/2015	5/12	5/11	N107	W	75-64
1/25/2016	19/12	23/9	A	L	63-64
<b>KIEV DYNAMO</b>					<b>N/A</b>
11/5/2000			H	W-ex	144-52
<b>KNOXVILLE</b>					<b>1-0</b>
1/19/1971			*	(W)*	*
<b>KNOXVILLE HIGH SCHOOL</b>					<b>0-1</b>
2/12/1910			H	L	4-6
2/25/1910			A	*	*
<b>KNOXVILLE YWCA</b>					<b>2-0</b>
3/8/1920			H	W	30-1
2/5/1926			H	W	52-16
<b>LAMAR</b>					<b>1-0</b>
12/1/2010	9/nr	8/nr	H	W	99-55
<b>LA SALLE</b>					<b>1-0</b>
3/18/1989	1/18	1/nr	H	W	91-61
<b>LIBERTY</b>					<b>1-0</b>
3/14/1998	1/nr	1/nr	H	W	102-58
<b>LIPSCOMB</b>					<b>2-0</b>
12/29/2013	5/nr	5/nr	H	W	110-42
12/7/2014	14/nr	14/nr	A	W	85-51
<b>LITHUANIA</b>					<b>N/A</b>
11/11/1995			H	W-ex	85-49
<b>LITHUANIAN UNIV. TEAMS SELECT</b>					<b>N/A</b>
8/9/2015			N134	W-ex	71-61
<b>LONG BEACH STATE</b>					<b>3-3</b>
12/18/1979	3/8		N26	L	68-71
12/13/1983	9/5		A	L	51-56
3/27/1987	7/4	1/4	N52	W	74-64
12/3/1988	1/2	1/2	H	W	88-74
3/25/1989	1/7	1/7	N45	W	94-80
12/19/1989	4/8	4/8	A	L	58-62
<b>LONGWOOD</b>					<b>1-0</b>
3/9/1973			N6	W	61-43
<b>LOUISIANA-MONROE</b>					<b>0-1</b>
11/30/1984	12/nr		N43	L	53-68
<b>LOUISIANA STATE</b>					<b>47-14</b>
12/17/1977	5/2		N15	W	72-63
1/9/1978	3/4		A	L	62-72
2/6/1978	3/1		H	W	86-68
1/24/1979	7/17		A	L	80-85 (OT)
1/29/1979	7/17		H	W	92-48
1/28/1980	4/nr		H	W	96-73
12/10/1980	3/nr		A	W	88-73
12/17/1982	9/nr		A	W	83-73
2/3/1984	9/8		H	W	82-80
2/27/1985	18/nr	24/nr	H	W	85-78
1/20/1986	11/8	13/10	H	W	60-50
3/22/1986	15/9	5/8	N48	W	67-65
2/7/1987	5/9	6/9	A	W	84-73
3/5/1987	8/14	8/15	N51	W	64-63
2/13/1988	4/nr	4/nr	H	W	89-82
2/11/1989	3/18	3/19	A	W	89-65
2/10/1990	5/14	5/16	H	W	86-60
1/21/1991	4/10	2/11	A	W	79-77
3/4/1991	3/10	4/12	N51	L	75-80
1/8/1992	3/22	3/22	H	W	85-69

GENERAL

STAFF

PLAYERS

REVIEW

HISTORY

FACILITIES

NCAA

SEC

RECORDS

MEDIA INFO





**SERIES RECORDS**

DATE	AP RANK UT/OPP	ESPN RANK UT/OPP	SITE	W/L	SCORE
3/7/1992	2/nr	2/nr	N51	W	70-65
1/7/1993	2/nr	2/nr	A	W	95-61
1/9/1994	1/nr	1/nr	H	W	91-69
1/7/1995	1/nr	1/nr	A	W	102-68
2/22/1996	5/nr	5/nr	H	W	88-75
2/22/1997	8/13	8/13	A	L	78-83
3/1/1997	8/9	11/9	N65	W	100-99 (OT)
2/22/1998	1/nr	1/nr	H	W	90-58
2/21/1999	1/24	1/24	A	L	69-72
1/6/2000	2/16	2/21	A	W	86-50
2/20/2000	2/9	3/9	H	W	80-48
1/4/2001	2/11	2/11	H	W	89-70
2/18/2001	2/13	2/12	A	W	75-73
1/13/2002	2/nr	3/nr	H	W	79-67
3/2/2002	3/nr	3/nr	N101	L	80-81
2/23/2003	3/4	3/4	A	W	68-65
3/9/2003	3/6	3/5	N107	L	62-78
2/29/2004	2/15	2/17	H	W	85-62
4/4/2004	2/19	3/19	N113	W	52-50
2/10/2005	5/1	5/1	A	L	58-68
3/6/2005	5/1	4/1	N114	W	67-65
2/9/2006	5/3	5/4	H	L	69-72
3/5/2006	8/3	9/3	N107	W	63-62
2/19/2007	2/7	2/7	A	W	56-51
3/3/2007	2/11	2/10	N119	L	54-63
2/14/2008	1/7	1/7	H	L	62-78
3/9/2008	3/7	3/6	N101	W	61-55
4/6/2008	3/6	3/5	N122	W	47-46
2/26/2009	18/nr	23/nr	A	L	63-66
1/24/2010	3/18	3/19	A	W	55-43
2/22/2010	4/20	4/nr	H	W	70-61
1/2/2011	5/nr	6/nr	A	W	73-65
2/27/2011	4/nr	4/nr	H	W	80-60
1/19/2012	9/nr	9/nr	H	W	65-56
3/4/2012	13/nr	10/nr	N101	W	70-58
2/7/2013	12/nr	13/nr	A	W	64-62
1/2/2014	5/16	5/16	H	L	77-80
2/27/2014	10/nr	9/23	A	W	72-67
3/7/2014	6/nr	6/nr	N119	W	77-65
1/22/2015	5/nr	7/nr	H	W	75-58
2/21/2016	24/nr	rv/nr	A	L	56-57

**LOUISIANA TECH 24-17**

12/16/1978	1/16		N15	L	56-64
3/23/1979	3/2		N25	L	84-102
12/7/1979	4/2		H	W	73-71
12/15/1980	3/1		A	L	53-77
3/29/1981	2/1		N33	L	59-79
1/10/1982	nr/1		H	L	64-72
3/26/1982	8/1		N35	L	46-69
12/14/1982	9/2		A	L	64-80
1/18/1984	12/1		H	L	63-81
12/13/1984	15/7		A	L	57-73
2/10/1986	14/3	12/5	H	L	56-59
2/9/1987	7/5	6/8	A	L	60-72
3/29/1987	7/3	2/1	N52	W	67-44
2/15/1988	3/5	4/2	H	W	76-74
4/1/1988	1/5	3/1	N55	L	59-68
11/27/1988	1/6	1/6	N56	W	62-61 (OT)
2/14/1989	3/2	3/2	A	W	72-65
12/9/1989	1/2	1/2	H	L	58-59
2/5/1991	5/nr	5/25	A	W	77-74
11/22/1991	1/21	1/nr	H	W	90-70
12/18/1992	1/11	1/11	A	W	83-76
12/22/1993	1/10	1/10	H	W	94-60
3/24/1994	1/6	1/7	N67	L	68-71
11/20/1994	1/3	1/2	N66	W	69-62
1/9/1995	1/3	1/3	A	W	62-56
1/22/1996	4/1	5/1	H	W	77-72
11/20/1996	3/11	2/8	N75	L	64-66
2/24/1997	8/6	11/5	A	L	80-98
11/21/1997	1/2	1/2	H	W	75-61
3/29/1998	1/4	1/4	N84	W	93-75
11/30/1998	3/2	3/2	A	W	92-73
11/14/1999	2/6	2/6	H69	L	64-69
12/10/2000	2/12	2/10	A	W	70-62

DATE	AP RANK UT/OPP	ESPN RANK UT/OPP	SITE	W/L	SCORE
11/23/2001	2/5	2/5	H	W	90-75
12/4/2002	4/15	5/13	A	W	60-35
12/7/2003	3/10	3/11	H	W	85-65
12/15/2004	9/nr	10/nr	A	W	70-59
12/15/2005	1/nr	1/nr	H	W	83-59
11/28/2006	4/nr	4/nr	A	W	71-50
11/26/2007	1/nr	1/nr	H	W	81-60
11/23/2008	5/nr	13/nr	H	W	94-59

**LOUISVILLE 2-1**

12/16/2009	3/nr	3/nr	H	W	86-56
11/12/2010	4/nr	4/nr	A	W	63-50
4/2/2013	10/16	9/17	N125	L	78-86

**LOVE & BASKETBALL N/A**

11/9/2009			H	W-ex	85-50
-----------	--	--	---	------	-------

**MAINE 2-0**

12/13/1990	10/nr	8/nr	A	W	77-64
11/24/1991	1/nr	1/nr	H	W	86-71

**MANHATTAN 1-0**

12/7/1997	1/nr	1/nr	A	W	78-28
-----------	------	------	---	---	-------

**MARATHON OIL N/A**

11/19/1985			H	W-ex	82-57
------------	--	--	---	------	-------

**MARIST 1-0**

3/25/2007	3/nr	4/nr	N121	W	65-46
-----------	------	------	------	---	-------

**MARQUETTE 2-0**

11/23/1996	3/nr	2/nr	N76	W	83-68
3/21/2011	4/25	4/23	H	W	79-70

**MARS HILL 1-0**

1/31/1975			H	W	87-54
-----------	--	--	---	---	-------

**MARSHALL 3-0**

1/13/1973			H	W	49-39
1/9/1974			H	W	44-40
1/6/1977	16/nr		HG	W	114-39

**MARTHA WASHINGTON 3-0**

3/18/1920			H	W	18-10
2/23/1923			A	W	29-26
2/12/1924			H	W	24-12

**MARTIGNY BBC (SWITZERLAND) N/A**

8/19/1999			A90	W-ex	126-50
-----------	--	--	-----	------	--------

**MARYLAND 10-5**

3/17/1978	1/6		N21	L	69-75
12/29/1978	5/4		N23	L	79-85
3/18/1980	2/6		H	W	93-76
1/15/1981	7/14		A	W	93-91 (OT)
3/24/1981	2/9		H	W	79-67
2/20/1982	13/9		H	W	70-62
3/31/1989	1/5	1/3	N55	W	77-65
12/6/1989	1/14	1/15	A	W	77-69
12/9/1990	6/23	6/23	H	W	82-71
12/30/1992	1/6	1/6	A64	L	72-77
12/12/1993	1/23	1/23	H	W	64-48
12/4/1994	1/nr	1/nr	A	W	95-29
11/26/2005	2/10	1/10	N117	W	80-75
3/30/2014	3/11	3/9	N131	L	62-73
3/30/2015	6/4	6/3	N132	L	48-58

**MARYVILLE 8-15**

3/13/1903			A	L	1-10
4/6/1903			H	L	6-16
3/5/1904			A	L	0-29
3/12/1904			H	L	5-7
3/4/1905			H	L	11-24
3/10/1905			A	L	4-20
2/17/1906			A	L	5-37
2/24/1906			H	L	3-18



# SERIES RECORDS

DATE	AP RANK UT/OPP	ESPN RANK UT/OPP	SITE	W/L	SCORE
2/27/1907			A	L	11-22
unknown, 1908		*	L	6-9	
2/20/1909			H	L	14-25
1/30/1920			A	L	6-34
3/1/1920			H	L	11-23
3/4/1924			H	W	24-12
1/14/1925			H	W	40-10
1/23/1925			A	W	41-19
2/24/1925			H	L	14-20
1/25/1926			A	W	37-29
2/26/1926			H	L	27-28
1/31/1973			H	W	72-50
2/23/1973			N4	W	69-57
1/11/1974			HP7	W	64-29
2/5/1974			H	W	64-35

<b>MARYVILLE ALL-STARS</b>					<b>1-0</b>
1/20/1972			H	W	35-29

<b>MEMPHIS</b>					<b>26-1</b>
3/1/1974			N10	W	57-50
3/2/1974			N10	W	52-41
3/6/1976			N4	W	71-69 (OT)
1/29/1977	10/15		A	W	81-72
3/5/1977	12/18		N10	W	82-72
2/17/1978	1/15		H18	W	89-77
3/3/1978	1/13		N19	W	87-76
2/24/1979	6/17		A	L	75-79
1/21/1980	5/nr		H	W	86-48
3/19/1982	8/15		H	W	78-63
2/24/1986	14/nr	12/nr	A	W	94-79
1/28/1987	3/nr	3/nr	H	W	91-81
1/27/1988	4/nr	4/nr	A	W	97-73
2/6/1989	3/nr	2/nr	H	W	85-50
1/11/1990	5/nr	5/nr	A	W	88-69
2/21/1991	4/nr	4/nr	H	W	93-46
2/19/1992	2/nr	2/nr	A	W	118-59
2/16/1993	1/nr	1/nr	H	W	90-46
12/30/1993	1/nr	1/nr	A	W	79-65
11/26/1994	1/nr	1/nr	H	W	95-66
12/31/1995	5/nr	4/nr	A	W	84-63
12/3/1996	4/nr	4/nr	H	W	79-63
2/12/1998	1/nr	1/nr	A	W	91-65
2/16/1999	1/nr	1/nr	H	W	113-39
12/7/1999	2/nr	2/nr	A	W	92-69
12/15/2000	2/nr	2/nr	H	W	98-60
12/29/2001	2/nr	2/nr	A	W	92-66

<b>MERCER</b>					<b>0-1</b>
12/7/1974			H	L	83-84

<b>MEXICAN NATIONAL TEAM</b>					<b>N/A</b>
11/18/1991			H	W-ex	96-63

<b>MIAMI (FLA)</b>					<b>2-0</b>
11/15/2012	3/7	3/7	H	W	92-76
11/18/2012	24/23	20/23	A	W	79-67

<b>MIAMI (OHIO)</b>					<b>1-0</b>
11/23/1977	1/nr		H	W	100-33

<b>MICHIGAN STATE</b>					<b>2-1</b>
3/23/1977	5/17		N16	W	76-62
4/3/2005	3/6	4/2	N116	L	64-68
11/24/2005	2/9	1/9	N117	W	83-55

<b>MIDDLE TENNESSEE STATE</b>					<b>*21-0</b>
1/15/1971			H	(W)*	*
1/15/1972			H	W	55-45
3/2/1972			H	W	47-39
1/17/1973			A	W	43-42
3/2/1973			N5	W	58-43
2/1/1974			H	W	77-33
1/10/1975			H	W	69-32
3/6/1976			N4	W	73-70
3/3/1977	12/nr		N10	W	87-66
1/17/1978	2/nr		A	W	87-79

DATE	AP RANK UT/OPP	ESPN RANK UT/OPP	SITE	W/L	SCORE
12/5/1978	1/nr		H	W	87-63
11/26/1979	4/nr		A	W	63-48
2/27/1981	4/nr		N3	W	66-47
3/17/1984	15/nr		H	W	70-52
11/26/2006	4/nr	4/nr	H	W	88-64
12/13/2007	1/nr	1/nr	H	W	84-61
12/11/2008	7/nr	10/nr	H	W	81-52
11/25/2009	6/nr	5/nr	A	W	69-52
11/29/2011	8/nr	8/nr	H	W	82-43
11/28/2012	16/nr	14/nr	H	W	88-81 (OT)
11/8/2013	4/nr	4/nr	A	W	67-57

<b>MILLIGAN</b>					<b>5-0</b>
1/29/1971			H	W	56-29
2/27/1971			HP	W	*
1/28/1972			A	W	72-26
2/9/1973			H	W	58-27
3/3/1976			A	W	112-43

<b>MINNESOTA</b>					<b>1-0</b>
12/4/1983	7/nr		H	W	54-50

<b>MINSK (BELARUS)</b>					<b>N/A</b>
1/5/1992			N62	L-ex	82-84

<b>MISSISSIPPI (OLE MISS)</b>					<b>44-7</b>
1/17/1977	13/nr		A	W	58-56
2/14/1977	12/14		H	W	74-63
1/7/1978	3/nr		A	W	65-61
2/4/1978	3/nr		H	W	87-79
2/10/1980	5/nr		H	W	85-71
1/8/1983	12/15		A	W	69-67
3/25/1983	9/13		N37	W	90-83 (3 OT)
2/15/1984	6/7		H	L	65-67
3/3/1985	15/6	24/3	A44	W	79-71
3/22/1985	13/6	13/7	N45	L	60-63
2/5/1986	10/8	12/8	A	L	54-68
3/1/1986	14/12	14/11	N40	L	78-83
1/31/1987	3/8	3/8	H	L	65-69
2/6/1988	4/7	4/7	A	W	78-67
1/14/1989	2/3	2/3	H	W	68-61
3/5/1989	2/12	2/11	N51	W	82-60
1/13/1990	5/nr	5/nr	A	W	63-57
1/26/1991	4/15	4/14	H	W	64-54
1/18/1992	2/10	2/9	A	L	78-80 (OT)
1/16/1993	2/nr	2/nr	H	W	64-53
2/16/1994	1/nr	1/24	A	W	70-60
1/29/1995	2/16	2/15	H	W	83-48
2/4/1996	3/20	3/25	A	L	78-72
3/2/1996	5/23	5/22	N65	W	73-51
2/2/1997	9/nr	9/nr	H	W	74-72
11/18/1997	1/nr	1/nr	H	W	92-54
2/4/1998	1/nr	1/nr	A	W	91-45
12/29/1998	2/nr	2/nr	A	W	92-51
2/4/1999	1/nr	1/nr	H	W	96-58
2/10/2000	2/nr	3/nr	A	W	70-49
2/8/2001	2/nr	2/nr	H	W	119-52
2/21/2002	4/nr	4/nr	A	W	86-69
2/6/2003	3/nr	3/nr	H	W	86-43
2/22/2004	3/nr	3/nr	A	W	85-69
2/6/2005	5/nr	5/nr	H	W	99-67
2/2/2006	5/nr	5/nr	A	W	78-63
2/15/2007	3/nr	3/nr	H	W	81-69
3/27/2007	3/nr	4/nr	N121	W	98-62
1/31/2008	2/nr	2/nr	A	W	68-44
1/29/2009	13/nr	15/nr	H	W	60-59
2/11/2010	5/nr	5/nr	A	W	61-58
2/28/2010	4/nr	4/nr	H	W	75-63
3/5/2010	4/nr	4/nr	N119	W	76-51
1/9/2011	5/nr	6/nr	H	W	86-46
2/24/2011	4/nr	4/nr	A	W	66-39
2/19/2012	13/nr	10/nr	A	W	66-56
2/10/2013	12/nr	13/nr	H	W	97-68
1/9/2014	8/nr	8/nr	H	W	94-70
2/6/2014	8/nr	8/nr	A	W	77-65
2/12/2015	6/nr	6/nr	A	W	69-49
2/18/2016	24/nr	rv/nr	H	W	57-51





SERIES RECORDS

DATE	AP RANK UT/OPP	ESPN RANK UT/OPP	SITE	W/L	SCORE
<b>MISSISSIPPI GULF COAST JC</b>					<b>2-0</b>
12/18/1976	19/nr		N15	W	89-60
12/15/1977	5/nr		N15	W	83-35
<b>MISSISSIPPI STATE</b>					<b>36-2</b>
2/22/1986	15/nr	12/nr	A	W	72-51
2/21/1987	9/nr	8/nr	H	W	84-53
2/8/1988	4/nr	4/nr	A	W	81-74
1/16/1989	2/nr	2/nr	H	W	79-54
2/7/1990	5/nr	5/nr	A	W	76-55
1/2/1991	5/nr	7/nr	H	W	91-63
2/12/1992	3/nr	3/nr	A	W	78-56
1/9/1993	2/nr	2/nr	H	W	109-62
1/22/1994	1/nr	1/nr	A	W	82-62
1/21/1995	2/nr	2/nr	H	W	81-58
2/10/1996	6/nr	6/nr	A	W	92-76
2/9/1997	9/nr	9/nr	H	W	104-39
2/9/1998	1/nr	1/nr	A	W	74-52
2/27/1998	1/nr	1/nr	N82	W	88-60
2/6/1999	1/nr	1/nr	H	W	94-53
2/17/2000	2/22	3/18	A	W	79-75
3/5/2000	2/17	2/19	N65	W	70-67
1/15/2001	2/21	2/21	H	W	66-59
2/14/2002	3/nr	4/nr	A	W	80-78
1/26/2003	4/14	4/13	H	W	82-68
3/8/2003	3/10	3/11	N107	W	76-75
1/11/2004	5/nr	5/nr	A	W	61-53
3/5/2004	1/nr	1/nr	N101	W	67-57
2/24/2005	5/nr	5/nr	H	W	78-56
1/15/2006	1/nr	1/nr	A	W	79-56
1/18/2007	4/nr	4/nr	H	W	73-44
2/7/2008	2/nr	2/nr	A	W	87-69
2/24/2008	3/nr	3/nr	H	W	72-46
1/15/2009	13/nr	15/nr	A	W	63-56
2/22/2009	13/nr	19/nr	H	W	82-68
1/10/2010	4/nr	4/nr	A	W	75-48
1/27/2011	5/nr	6/nr	H	W	81-55
2/16/2012	13/nr	10/nr	A	W	57-41
1/31/2013	9/nr	10/nr	H	W	88-45
1/16/2014	12/nr	10/nr	A	W	67-63
2/1/2015	6/18	6/18	H	W	79-67
1/28/2016	19/13	23/13	A	L	63-65 (OT)
3/5/2016	nr/15	nr/15	N136	L	48-58
<b>MISSOURI</b>					<b>7-1</b>
1/14/1978	2/18		H	W	101-83
12/9/1978	1/19		A22	W	74-61
11/25/2010	4/nr	4/nr	N117	W	82-44
1/10/2013	9/nr	9/nr	H	W	84-39
2/3/2013	9/nr	10/nr	A	L	63-80
2/23/2014	10/nr	10/nr	A	W	56-50
1/2/2015	8/nr	9/nr	H	W	63-53
1/4/2016	12/20	11/rv	A	W	71-55
<b>MONTANA</b>					<b>2-0</b>
11/28/1993	1/nr	1/nr	H	W	82-66
12/19/1994	1/nr	1/nr	A	W	66-61
<b>MONTCLAIR STATE</b>					<b>0-1</b>
12/2/1977	1/7		N17	L	80-87
<b>MTK BUDAPEST (HUNGARY)</b>					<b>N/A</b>
11/30/1992			H	W-ex	84-70
<b>NEBRASKA</b>					<b>2-0</b>
1/7/1980	5/nr		H	W	82-42
12/1/1984	12/nr		N43	W	77-58
<b>NEVADA-LAS VEGAS</b>					<b>1-0</b>
12/19/1979	3/15		A26	W	84-64
<b>NORTH CAROLINA</b>					<b>16-3</b>
3/9/1978	1/nr		A20	W	92-66
2/3/1979	8/nr		H	W	95-57
12/1/1979	4/nr		A	W	66-55
1/26/1981	7/nr		H	W	76-72

DATE	AP RANK UT/OPP	ESPN RANK UT/OPP	SITE	W/L	SCORE
1/30/1982	nr/nr		A	W	76-62
11/24/1982	4/nr		H	W	108-65
1/2/1984	11/nr		A	W	75-59
12/7/1984	16/nr		H	W	84-70
1/11/1986	11/19	12/18	A	L	68-82
1/4/1987	1/nr	1/22	H	W	87-68
2/25/1988	3/nr	3/nr	A	W	88-65
3/25/1993	2/17	2/18	N48	W	74-54
3/23/1998	1/7	1/4	N83	W	76-70
3/28/2006	6/1	6/1	N93	L	63-75
12/3/2006	4/2	4/2	A	L	57-70
4/1/2007	3/2	4/2	N93	W	56-50
12/2/2007	1/5	1/4	H	W	83-79
12/2/2012	16/22	14/nr	H	W	102-57
11/11/2013	4/12	3/11	A	W	81-65
<b>NORTH CAROLINA A&amp;T</b>					<b>1-0</b>
3/16/1994	1/nr	1/nr	H	W	111-37
<b>NORTH CAROLINA STATE</b>					<b>12-3</b>
3/12/1976			N14	L	85-86
1/2/1978	3/5		H	W	70-65
3/11/1978	1/5		N20	W	64-62
1/13/1979	4/8		A	W	79-66
1/4/1980	5/8		H	W	67-58
2/21/1981	7/15		A	W	72-63
2/6/1983	6/19		H	W	91-78
1/14/1984	8/16		A	L	59-65
1/19/1985	nr/17		H	W	72-57
1/13/1986	12/17	12/17	A	W	67-65
12/6/1986	3/20	3/20	H	W	86-65
12/1/1990	3/7	3/7	A	L	77-90
1/29/2000	4/8	4/8	N93	W	83-63
12/2/2001	2/8	2/9	N99	W	93-56
11/21/2004	1/nr	1/nr	A	W	64-54
<b>NORTH CAROLINA-CHARLOTTE</b>					<b>3-0</b>
3/1/1987	8/nr	8/nr	H	W	91-44
12/2/1991	1/nr	1/nr	A	W	79-56
12/9/1992	1/nr	2/nr	H	W	89-45
<b>NORTH CAROLINA-GREENSBORO</b>					<b>0-2</b>
2/19/1972			N1	L	36-51
2/13/1976			N1	L	79-81 (OT)
<b>NORTHERN ILLINOIS</b>					<b>3-0</b>
12/20/1987	3/nr	4/nr	H	W	103-76
2/5/1990	5/23	6/24	H	W	83-62
1/24/1992	4/nr	4/nr	A	W	78-61
<b>NORTHWESTERN</b>					<b>3-0</b>
1/20/1987	3/nr	3/nr	A	W	74-71
1/5/1988	4/nr	4/nr	H	W	78-65
3/20/1993	2/nr	2/nr	H	W	89-66
<b>NORTHWESTERN STATE (LA.)</b>					<b>1-0</b>
3/22/2014	3/nr	3/nr	H	W	70-46
<b>NOTRE DAME</b>					<b>20-6</b>
11/25/1983	5/nr		A39	W	71-56
11/24/1984	14/nr		H	W	62-57
12/9/1985	11/nr	14/nr	A	W	71-63
2/14/1987	7/nr	8/nr	H	W	90-55
2/3/1988	4/nr	4/nr	A	W	91-71
2/20/1989	2/nr	3/nr	H	W	98-43
12/3/1989	1/nr	1/nr	A	W	77-54
2/9/1991	5/20	5/19	H	W	88-71
1/12/1992	2/nr	3/nr	A	W	85-82
1/4/1993	1/nr	1/nr	H	W	79-48
1/7/1994	1/nr	1/nr	A	W	105-70
11/19/1996	3/14	2/17	N75	W	72-59
3/28/1997	10/15	11/14	N78	W	80-66
3/17/2002	6/nr	6/nr	H	W	89-50
12/28/2002	5/12	5/12	N106	W	77-61
11/30/2003	3/17	3/17	H	W	83-59
12/31/2005	1/12	1/11	A	W	62-51



# SERIES RECORDS

DATE	AP RANK UT/OPP	ESPN RANK UT/OPP	SITE	W/L	SCORE
12/30/2006	4/nr	4/nr	H	W	78-54
1/5/2008	3/14	3/14	A	W	87-63
3/30/2008	3/15	3/19	N125	W	74-64
3/28/2011	4/9	4/7	N121	L	59-73
1/23/2012	7/2	9/2	A	L	44-72
1/28/2013	9/2	10/3	H	L	67-77
1/20/2014	11/2	12/2	H	L	70-86
1/19/2015	5/6	7/5	A	L	77-88
1/18/2016	18/3	22/3	A	L	66-79

<b>OAKLAND</b>					<b>1-0</b>
11/24/2013	3/nr	4/nr	H	W	84-50

<b>OHIO STATE</b>					<b>10-1</b>
12/18/1976	19/nr		N15	W	67-57
12/12/1977	5/18		H	W	89-56
12/12/1978	1/nr		H	W	88-74
12/14/1978	1/nr		N15	W	69-59
1/31/1980	6/nr		A	W	72-56
12/17/1981	14/nr		N34	L	82-83 (2 OT)
12/29/1990	7/nr	7/nr	N58	W	85-69
11/21/1993	1/8	1/14	N66	W	80-45
3/18/1996	4/nr	4/nr	H	W	97-65
3/26/2011	4/18	4/24	N121	W	85-75
3/25/2016	rv/9	nr/9	N138	W	78-62

<b>OKLAHOMA</b>					<b>5-1</b>
11/10/2002	2/22	2/19	H	W	94-68
12/21/2003	2/13	2/15	A	W	71-55
11/15/2007	1/9	1/8	N122	W	70-67
2/2/2009	12/2	15/2	A125	L	70-80
1/3/2010	4/14	4/15	H	W	96-75
3/31/2013	10/nr	9/nr	N125	W	74-59

<b>OKLAHOMA STATE</b>					<b>1-0</b>
12/4/1992	2/nr	2/nr	N56	W	69-60

<b>OLD DOMINION</b>					<b>36-9</b>
3/11/1977	10/12		N3	W	61-60
2/10/1979	6/1		A	L	56-71
3/10/1979	8/1		H	L	72-74
1/26/1980	4/2		H	L	54-61
3/8/1980	3/1		N27	L	67-68
3/23/1980	2/1		N28	L	53-68
2/16/1981	7/2		A	W	76-70
3/14/1981	3/6		A32	W	65-64
3/27/1981	2/3		N33	W	68-65
12/2/1981	7/2		A	L	54-66
2/14/1982	13/4		H	W	62-58
11/30/1982	4/3		H	L	72-78 (OT)
2/14/1983	4/9		A	L	66-90
11/29/1983	5/11		H	W	67-63
1/25/1985	nr/1	18/1	A	W	67-64
2/20/1986	15/nr	12/nr	H	W	79-68
1/7/1987	2/nr	2/nr	A	W	99-90
11/28/1987	1/18	1/18	N54	W	83-52
1/14/1988	4/nr	4/nr	H	W	91-68
1/4/1989	1/nr	1/24	A	W	93-58
1/6/1990	5/22	5/21	H	W	81-61
3/18/1990	4/nr	4/nr	H	W	87-68
1/6/1991	5/nr	5/nr	A	W	93-62
2/4/1992	4/nr	4/nr	H	W	75-59
1/2/1993	1/nr	1/nr	A	W	68-60
1/13/1994	1/nr	1/nr	H	W	90-49
1/24/1995	2/nr	2/nr	A	W	77-54
1/11/1996	4/15	5/15	H	W	69-47
1/7/1997	9/2	9/4	A	L	72-83
3/30/1997	10/2	11/3	N78	W	68-59
2/7/1998	1/3	1/3	H	W	85-61
1/19/1999	1/12	1/11	A	W	77-61
1/3/2000	2/21	2/19	H	W	113-55
1/28/2001	3/nr	3/nr	A	W	87-70
1/8/2002	2/25	3/nr	H	W	74-62
1/7/2003	5/nr	5/nr	A	W	91-63
1/4/2004	5/nr	5/nr	H	W	66-42
1/2/2005	8/nr	8/nr	A	W	68-58

DATE	AP RANK UT/OPP	ESPN RANK UT/OPP	SITE	W/L	SCORE
1/2/2006	1/nr	1/nr	H	W	83-67
12/22/2006	5/nr	5/nr	A	W	75-59
12/5/2007	1/25	1/nr	H	W	83-51
12/18/2008	11/nr	13/nr	A	W	81-76
12/30/2009	4/nr	4/nr	H	W	102-62
12/5/2010	9/nr	8/nr	A	W	74-44
12/28/2011	7/nr	8/nr	H	W	90-37

<b>ORAL ROBERTS</b>					<b>3-0</b>
3/23/2008	3/nr	3/nr	N124	W	94-55
3/23/2013	10/nr	9/nr	H	W	83-62
11/17/2014	4/nr	5/nr	H	W	91-39

<b>OREGON</b>					<b>1-0</b>
3/17/1997	10/nr	11/nr	H	W	76-59

<b>OREGON STATE</b>					<b>4-0</b>
12/18/1981	14/nr		N34	W	73-62
12/16/1987	3/nr	4/nr	A	W	91-56
12/28/2014	8/10	11/12	H	W	74-63
12/19/2015	14/7	16/7	A	W	53-50

<b>PENN</b>					<b>1-0</b>
11/14/2014	4/nr	4/nr	H	W	97-52

<b>PENN STATE</b>					<b>9-1</b>
12/30/1978	5/11		N23	W	74-72
2/7/1982	20/14		H	W	98-74
1/30/1983	8/19		A	W	75-60
1/29/1984	9/nr		H	W	68-65
1/27/1985	nr/12	18/10	A	L	74-79
12/28/1991	3/7	3/7	H61	W	82-81
12/10/1994	1/7	1/6	N68	W	78-74
12/3/1995	3/12	2/12	N70	W	79-67
3/29/2003	4/15	4/16	H	W	86-58
11/18/2015	4/nr	5/nr	H	W	74-66

<b>PEPPERDINE</b>					<b>1-0</b>
11/13/2011	3/nr	3/nr	H	W	89-57

<b>PESARO (ITALY)</b>					<b>N/A</b>
8/10/2003			N109	W-ex	58-13

<b>PITTSBURGH</b>					<b>5-0</b>
12/16/1977	5/nr		N15	W	83-55
1/28/1983	8/nr		A	W	73-60
1/4/1984	11/nr		H	W	88-64
3/20/2007	3/nr	4/nr	A	W	68-54
3/23/2015	6/nr	5/nr	H	W	77-67

<b>POLISH NATIONAL TEAM</b>					<b>N/A</b>
12/2/1980			H	W-ex	76-49

<b>PORTLAND</b>					<b>2-0</b>
11/30/1997	1/nr	1/nr	A	W	74-51
11/13/1998	1/nr	1/nr	H	W	94-57

<b>PRAGUE UNIV. (CZECHOSLOVAKIA)</b>					<b>N/A</b>
6/17/1987			N53	L-ex	62-85

<b>PREMIER PLAYERS</b>					<b>N/A</b>
11/16/2002			H	W-ex	95-76

<b>PRINCETON</b>					<b>1-0</b>
12/20/2005	1/nr	1/nr	H	W	107-39

<b>PROVIDENCE</b>					<b>3-0</b>
11/29/1986	3/nr	3/nr	N49	W	86-70
1/25/1993	2/nr	2/nr	H	W	93-50
2/11/1994	2/nr	2/nr	A	W	83-73

<b>PUERTO RICO-MAYAGUEZ</b>					<b>1-0</b>
11/29/2002	4/nr	5/nr	A	W	136-26

<b>PURDUE</b>					<b>7-1</b>
12/6/1994	1/15	1/13	H	W	81-63

GENERAL

STAFF

PLAYERS

REVIEW

HISTORY

FACILITIES

NCAA

SEC

RECORDS

MEDIA INFO





**SERIES RECORDS**

DATE	AP RANK UT/OPP	ESPN RANK UT/OPP	SITE	W/L	SCORE
12/2/1995	3/7	2/5	N70	W	81-63
12/8/1995	2/10	2/10	A71	W	82-68
1/17/1997	9/nr	9/nr	H	W	72-60
11/15/1998	1/5	1/5	A85	L	68-78
12/2/1999	3/17	3/17	H	W	72-66
3/22/2005	3/nr	3/nr	H	W	75-54
3/25/2008	3/nr	3/nr	A124	W	78-52
<b>RADFORD</b>					<b>1-0</b>
3/16/1996	4/nr	4/nr	H	W	97-56
<b>REMUS AUSTRIA POWER</b>					<b>N/A</b>
11/4/2001			H	W-ex	108-69
<b>RICE</b>					<b>1-0</b>
11/15/2012	24/nr	20/nr	H	W	101-48
<b>RICHMOND</b>					<b>1-0</b>
1/14/1991	2/nr	3/nr	H	W	80-54
<b>ROANOKE</b>					<b>1-0</b>
3/8/1974			N11	W	68-47
<b>ROMANIAN NATIONAL TEAM</b>					<b>N/A</b>
8/15/2003			N110	W-ex	88-74
<b>ROQUE-BRUEN (FRANCE)</b>					<b>N/A</b>
8/22/1999			A92	W-ex	114-45
<b>RUTGERS</b>					<b>20-3</b>
3/16/1979	6/3		N24	W	79-69
1/23/1982	nr/3		A	L	57-68
1/19/1983	8/16		H	W	81-61
12/30/1988	1/10	1/11	A57	W	93-53
3/21/1992	2/nr	2/nr	H	W	97-56
1/19/1993	2/nr	2/nr	H	W	93-74
1/17/1994	1/nr	1/nr	A	L	77-87
3/21/1998	1/nr	1/nr	N83	W	92-60
1/3/1999	2/15	2/13	N87	W	68-54
3/31/2000	2/8	2/8	N95	W	64-54
1/2/2001	2/9	2/10	N87	W	58-51
12/11/2003	2/nr	2/25	H	W	59-49
12/29/2004	8/24	8/nr	A	L	51-65
3/29/2005	3/9	3/10	N115	W	59-49
3/26/2006	6/9	6/9	N93	W	76-69
4/3/2007	3/15	4/18	N93	W	59-46
2/11/2008	1/5	2/7	H	W	59-58
1/3/2009	8/15	12/14	A	W	55-51
12/13/2009	4/nr	3/nr	N87	W	68-54
12/30/2010	5/nr	6/nr	H	W	87-51
12/13/2011	6/11	6/11	A	W	67-61
12/30/2012	13/nr	15/nr	H	W	66-47
12/14/2014	11/17	13/19	A	W	55-45
<b>SAINT FRANCIS (PA.)</b>					<b>1-0</b>
12/03/2014	14/nr	14/nr	H	W	111-44
<b>SAINT LOUIS</b>					<b>1-0</b>
12/1/2002	4/nr	5/nr	N105	W	75-40
<b>SAN FRANCISCO</b>					<b>2-0</b>
11/15/2008	7/nr	6/nr	H	W	68-39
12/22/2009	4/nr	4/nr	A	W	89-34
<b>SAN JOSE STATE</b>					<b>1-0</b>
12/15/1979	3/nr		A	W	81-70
<b>SANTA CLARA</b>					<b>1-0</b>
12/16/1991	3/nr	1/nr	A	W	73-71
<b>SELEZIONE DREAM TEAM ITALY</b>					<b>N/A</b>
8/11/2015			A135	W-ex	81-27
<b>SHORTER</b>					<b>1-0</b>
1/11/1975			H	W	109-74

DATE	AP RANK UT/OPP	ESPN RANK UT/OPP	SITE	W/L	SCORE
<b>SMU</b>					<b>1-0</b>
11/29/2013	3/nr	4/nr	N130	W	87-47
<b>SOLNA (SWEDEN)</b>					<b>N/A</b>
1/4/1992			N62	W-ex	70-65
<b>SOUTH CAROLINA</b>					<b>47-6</b>
2/18/1972			N1	W	44-30
3/10/1973			N6	L	54-59
2/16/1974			N1	W	72-45
1/15/1979	4/nr		H	W	62-54
3/9/1979	8/15		H	W	76-64
1/23/1980	4/8		A	L	52-56
3/7/1980	3/7		A27	W	67-54
3/21/1980	2/4		N28	W	75-72
1/12/1981	9/10		H	W	65-54
1/25/1982	nr/12		A	W	87-81
12/4/1982	4/13		N36	W	84-62
2/16/1983	4/nr		H	W	87-67
2/8/1984	7/nr		A	W	71-66
2/18/1985	20/nr	24/nr	H	W	66-58
1/6/1986	11/nr	13/nr	A	W	70-54
2/19/1987	9/nr	8/nr	H	W	80-56
1/20/1988	4/nr	4/nr	A	W	85-80
2/4/1989	2/17	2/17	H	W	60-54
1/25/1990	3/15	3/15	A	W	70-69
1/24/1991	4/nr	4/nr	H	W	77-61
1/15/1992	2/nr	2/nr	A	W	78-58
2/18/1993	1/nr	1/nr	H	W	100-57
2/8/1994	2/nr	2/nr	A	W	91-75
1/12/1995	1/nr	1/nr	H	W	72-55
2/15/1996	5/nr	5/nr	A	W	79-73 (OT)
2/11/1997	8/nr	9/nr	H	W	90-59
2/28/1997	8/nr	11/nr	N65	W	75-48
1/6/1998	1/nr	1/nr	A	W	94-52
1/7/1999	2/nr	2/nr	H	W	87-58
1/14/2000	2/nr	2/nr	A	W	92-76
1/11/2001	2/nr	2/nr	H	W	99-45
1/17/2002	2/8	3/8	A	W	80-61
1/23/2003	4/15	4/14	H	W	97-78
1/15/2004	5/nr	5/nr	A	W	86-58
2/8/2004	1/nr	1/nr	H	W	72-58
1/27/2005	5/nr	6/nr	A	W	68-53
2/17/2005	6/nr	6/nr	H	W	74-44
1/4/2006	1/nr	1/nr	A	W	66-51
2/1/2007	3/nr	3/nr	H	W	72-36
3/2/2007	2/nr	2/nr	N119	W	81-63
1/13/2008	2/nr	2/nr	A	W	71-48
1/18/2009	13/nr	15/nr	H	W	68-56
1/7/2010	4/nr	4/nr	H	W	79-62
1/31/2010	5/nr	5/nr	A	W	60-55
1/20/2011	5/nr	6/nr	A	W	71-56
2/17/2011	4/nr	4/nr	H	W	82-60
2/2/2012	8/nr	8/nr	H	L	60-64
3/3/2012	13/25	10/rv	N101	W	74-58
1/3/2013	12/18	13/15	A	W	73-53
3/2/2014	10/4	9/5	H	W	73-61
2/23/2015	6/2	6/2	A	L	66-71
3/8/2015	5/3	5/4	N107	L	46-62
2/15/2016	24/3	rv/2	H	L	56-62
<b>SOUTH CAROLINA STATE</b>					<b>2-0</b>
3/19/1983	9/nr		H	W	86-51
11/22/1983	5/nr		H	W	85-69
<b>SOUTH KOREAN NATIONAL TEAM</b>					<b>N/A</b>
6/19/1987			N53	L-ex	74-86
<b>SOUTHERN CALIFORNIA</b>					<b>8-7</b>
2/2/1981	10/8		H	W	78-71
12/9/1981	10/4		A	L	70-86
3/21/1982	8/5		H	W	91-90 (OT)
12/6/1982	5/1		H	L	71-81
11/26/1983	5/1		N39	L	64-78
12/8/1983	7/1		A	L	66-81
4/1/1984	15/5		N41	L	61-72



# SERIES RECORDS

DATE	AP RANK UT/OPP	ESPN RANK UT/OPP	SITE	W/L	SCORE
1/8/1985	nr/6		H	W	71-60
12/13/1985	11/4	15/3	A	L	77-85
3/28/1986	15/3	5/2	N6	L	59-83
12/28/1986	1/7	1/7	N50	W	89-75
12/6/1988	1/17	1/18	H	W	102-69
12/22/1989	4/nr	1/nr	A	W	87-53
11/18/2001	2/nr	2/nr	H	W	106-66
12/14/2002	4/nr	5/nr	A	W	71-39

<b>SOUTHERN ILLINOIS</b>					<b>2-0</b>
11/19/1984	14/nr		N42	W	56-54
1/23/1989	2/nr	2/nr	H	W	78-44

<b>SOUTHWEST MISSOURI STATE</b>					<b>1-0</b>
3/17/1991	4/nr	3/nr	H	W	55-47

<b>SOVIET NATIONAL TEAM</b>					<b>N/A</b>
11/29/1979			H	L-ex	59-102

<b>ST. JOHN'S</b>					<b>2-0</b>
12/3/1982	4/nr		N36	W	69-56
3/24/2014	3/nr	3/nr	H	W	67-51

<b>ST. JOSEPH'S</b>					<b>5-0</b>
12/27/1986	1/nr	1/21	N50	W	76-66
11/25/1995	4/nr	2/nr	H	W	75-54
1/2/1997	8/nr	8/nr	A	W	64-52
11/16/1998	4/nr	1/nr	H	W	108-63
12/19/1999	2/nr	2/nr	A	W	82-59

<b>ST. MARY'S (CA)</b>					<b>1-0</b>
3/18/2001	3/nr	3/nr	H	W	92-75

<b>ST. MARY'S NURSING</b>					<b>1-0</b>
1/18/1974			H	W	53-39

<b>STANFORD</b>					<b>23-10</b>
12/18/1988	1/5	1/5	H	W	83-60
12/15/1989	2/3	2/3	A	L	71-85
11/25/1990	6/2	6/2	H	W	95-80
12/30/1990	7/8	7/8	N58	W	84-77
3/30/1991	4/11	3/10	N59	W	68-60
12/14/1991	1/3	1/3	A	L	95-96 (OT)
12/6/1992	2/1	2/1	N56	W	74-73 (OT)
12/21/1992	1/2	1/2	H	W	84-79
12/3/1993	1/9	1/8	A	W	81-75
12/1/1994	1/2	1/2	H	W	105-69
12/16/1995	2/9	2/9	A	L	72-90
12/15/1996	5/1	1/5	H	L	65-82
11/29/1997	1/11	1/10	N79	W	88-70
12/19/1998	2/nr	2/nr	H	W	98-62
11/26/1999	5/23	5/22	A	W	79-73
12/17/2000	2/15	2/22	H	W	63-58
12/16/2001	2/6	2/5	A	W	68-62
12/18/2002	4/5	4/5	H	W	71-56
12/14/2003	2/6	2/5	A	W	70-66 (OT)
3/30/2004	2/10	3/8	N112	W	62-60
12/21/2004	9/2	10/2	H	W	70-67
12/4/2005	2/12	1/11	A	W	74-67
11/24/2006	4/11	4/11	H	W	77-60
12/22/2007	1/5	1/4	A	L	69-73 (OT)
4/8/2008	3/4	3/4	N122	W	64-48
12/21/2008	11/3	13/4	H	W	79-69 (OT)
12/19/2009	3/2	3/2	A	L	52-67
12/19/2010	6/3	6/2	H	W	82-72 (OT)
12/20/2011	6/4	6/4	A	L	80-97
12/22/2012	10/1	11/1	H	L	60-73
12/21/2013	3/6	3/5	A	L	70-76
12/20/2014	11/7	12/7	H	W	59-40
12/16/2015	14/15	16/14	A	L	55-69

<b>STEPHEN F. AUSTIN</b>					<b>3-3</b>
12/15/1978	1/5		N15	L	60-69
1/14/1980	5/2		H	W	79-69
12/13/1980	3/17		A	L	68-72
11/22/1981	2/18		H	L	74-80

DATE	AP RANK UT/OPP	ESPN RANK UT/OPP	SITE	W/L	SCORE
12/11/1982	5/nr		A	W	76-67
12/5/1992	2/8	2/8	N56	W	94-71

<b>STETSON</b>					<b>6-0</b>
12/3/1987	1/nr	1/nr	H	W	102-59
1/9/1989	2/nr	1/nr	A	W	97-62
11/26/1989	1/nr	1/nr	H	W	112-39
11/20/2005	2/nr	1/nr	H	W	83-33
3/19/2011	4/nr	4/nr	H	W	99-34
12/30/2015	13/nr	16/nr	H	W	90-56

<b>STOCKHOLM HUMAN RIGHTS (08)</b>					<b>N/A</b>
11/3/2002			H	W-ex	116-50

<b>SULLINS</b>					<b>1-1</b>
2/24/1923			A	L	12-15
3/5/1969			H	W	70-34

<b>SYRACUSE</b>					<b>1-1</b>
11/20/2015	4/25	5/rv	H	W	57-55
3/27/2016	rv/14	nr/15	N138	L	67-89

<b>TCU</b>					<b>4-0</b>
11/27/2000	2/nr	2/nr	A	W	83-61
2/11/2003	3/nr	3/nr	H	W	86-72
1/2/2004	5/19	5/19	A	W	74-66
12/19/2004	9/nr	10/nr	H	W	82-55

<b>TEMPLE</b>					<b>2-0</b>
11/28/2004	1/nr	1/nr	H	W	52-48
12/28/2005	1/22	1/21	A	W	75-50

<b>TENNESSEE SCHOOL FOR THE DEAF</b>					<b>0-0-1</b>
1/16/1909			H	T	12-12

<b>TENNESSEE STATE</b>					<b>4-0</b>
2/17/1986	15/nr	14/nr	H	W	114-63
2/27/1988	3/nr	3/nr	H	W	104-51
12/17/2013	3/nr	3/nr	H	W	94-43
11/24/2014	4/nr	5/nr	H	W	97-46

<b>TENNESSEE TECH</b>					<b>16-12</b>
1/23/1969			H	W	45-43
1/28/1970			A	L	45-59
2/11/1970			H	L	48-60
3/3/1973			N5	L	45-48
3/10/1973			N6	L	49-61
2/9/1974			A	W	65-51
3/2/1974			A10	L	51-54 (OT)
1/27/1975			A	L	73-96
2/4/1975			H	L	74-76
1/24/1976			A13	L	61-83
2/6/1976			H	L	84-89 (OT)
3/4/1976			N4	L	76-91
2/7/1977	12/6		A	L	65-70
2/25/1977	12/6		H	W	80-67
3/4/1977	12/6		A10	L	70-76
3/12/1977	10/7		N3	W	72-59
12/3/1977	1/11		N17	W	65-60
12/16/1977	5/nr		N15	W	79-64
1/18/1978	3/nr		A	W	82-81 (OT)
2/18/1978	1/nr		H18	W	80-64
3/4/1978	1/nr		N19	W	92-73
2/15/1979	6/nr		H	W	80-75
3/3/1979	8/nr		H	W	85-60
2/12/1980	4/nr		A	W	68-66
3/1/1980	4/20		A10	W	83-66
2/12/1981	7/nr		H	W	69-63
3/15/1987	7/nr	7/nr	H	W	95-59
2/2/1991	3/nr	3/nr	H	W	94-67

<b>TENNESSEE TECH JV</b>					<b>1-0</b>
1/23/1976			A13	W	74-51

<b>TENNESSEE-MARTIN</b>					<b>14-2</b>
3/4/1971			N3	L	26-39

GENERAL

STAFF

PLAYERS

REVIEW

HISTORY

FACILITIES

NCAA

SEC

RECORDS

MEDIA INFO





**SERIES RECORDS**

DATE	AP RANK UT/OPP	ESPN RANK UT/OPP	SITE	W/L	SCORE
3/3/1972			H	L	42-53
3/2/1973			N5	W	59-57 (OT)
3/3/1973			N5	W	61-57 (OT)
2/7/1975			A	W	92-76
12/10/1975			H	W	77-50
3/5/1976			N4	W	77-62
2/12/1979	6/nr		H	W	124-60
3/2/1979	8/nr		H	W	96-51
2/16/1980	4/nr		A	W	69-55
2/28/1980	4/nr		N10	W	81-35
2/26/1981	4/nr		N3	W	71-41
11/23/1997	1/nr	1/nr	A	W	73-32
11/19/1999	5/nr	2/nr	H	W	133-60
12/5/2006	6/nr	5/nr	H	W	85-29
3/17/2012	9/nr	7/nr	N128	W	72-49

<b>TEXAS</b>					
					<b>23-14</b>
12/8/1978	1/10		N22	W	84-60
12/9/1982	5/10		A	L	59-74
12/1/1983	5/4		H	L	65-66
12/11/1984	15/2		A	L	60-91
12/1/1985	11/1	11/1	H	L	52-74
12/14/1986	3/1	3/1	A	W	85-78
12/29/1986	1/2	1/2	N50	L	74-88
12/9/1987	1/2	1/2	H	L	78-97
1/31/1989	2/11	2/11	A	L	67-69
1/20/1990	3/6	3/7	H	W	76-70
2/23/1991	4/15	4/15	A	W	64-55
12/19/1991	3/19	3/19	N60	W	86-72
2/25/1992	2/24	2/nr	H	W	86-68
2/2/1993	1/13	1/13	A	W	72-58
1/25/1994	2/nr	2/nr	H	W	94-60
12/28/1994	1/nr	1/nr	A	W	66-54
12/10/1995	2/nr	2/nr	H	W	83-67
12/21/1996	6/13	6/16	A	W	68-65 (OT)
12/3/1997	1/nr	1/nr	H	W	98-64
11/28/1998	3/nr	3/nr	A	W	86-65
12/30/1999	2/25	2/nr	H	W	106-76
12/22/2000	2/15	2/22	A	W	67-59
2/12/2002	3/18	4/17	H	L	66-69
12/21/2002	4/22	4/21	A	L	62-63
12/28/2003	2/5	2/5	H	L	60-70
11/25/2004	1/4	1/4	A	L	59-74
12/1/2005	2/16	1/18	H	W	102-61
12/17/2006	5/23	5/24	A	W	67-46
11/18/2007	1/21	1/22	H	W	92-67
12/14/2008	7/6	10/5	A	L	59-73
12/6/2009	6/17	5/17	H	W	78-58
12/12/2010	8/21	7/24	A	W	92-77
12/4/2011	8/21	8/22	H	W	73-57
12/16/2012	13/18	12/20	A	W	94-75
12/8/2013	3/nr	3/nr	H	W	75-61
11/30/2014	4/6	5/9	A	L	59-72
11/29/2015	4/8	5/8	H	L	53-64

<b>TEXAS A&amp;M</b>					
					<b>7-2</b>
12/19/1997	1/nr	1/nr	N81	W	105-81
4/1/2008	3/8	3/9	N125	W	53-45
2/28/2013	8/13	8/15	H	W	82-72
3/9/2013	9/19	9/19	N119	L	62-66
1/26/2014	11/17	12/15	A	W	76-55
3/8/2014	6/15	6/14	N119	W	86-77
1/8/2015	7/9	9/8	H	W	81-58
2/7/2016	23/12	25/11	A	L	71-76 (OT)
3/4/2016	nr/16	nr/16	N136	W	70-60

<b>TEXAS TECH</b>					
					<b>6-0</b>
3/25/1995	3/5	2/6	H	W	80-59
11/27/1995	3/10	2/14	H	W	81-44
12/18/1996	6/11	6/10	A	W	79-71
3/27/2000	2/11	2/11	N94	W	57-44
3/27/2005	3/14	3/14	N115	W	75-59
11/17/2009	6/nr	5/nr	N126	W	91-53

<b>TOLEDO</b>					
					<b>1-0</b>
12/18/1985	13/nr	14/nr	N47	W	81-63

DATE	AP RANK UT/OPP	ESPN RANK UT/OPP	SITE	W/L	SCORE
<b>TROY</b>					<b>1-0</b>
12/14/2013	3/nr	3/nr	H	W	103-64

<b>TUSCULUM</b>					
					<b>1-0</b>
2/15/1926			A	W	37-12

<b>UCLA</b>					
					<b>18-1</b>
1/5/1979	5/4		H	W	88-74
3/25/1979	3/6		N25	W	104-86
12/13/1979	3/11		A	W	80-77
1/3/1981	7/8		H	L	62-65
12/13/1981	14/17		A	W	71-66
12/10/1983	7/nr		A	W	73-70
1/6/1985	nr/nr		H	W	72-57
12/15/1985	13/nr	15/nr	A	W	68-64
12/20/1986	1/nr	1/nr	H	W	81-58
12/13/1987	1/nr	1/nr	A	W	89-63
12/20/1988	1/nr	1/nr	H	W	82-50
12/17/1989	2/nr	2/nr	A	W	77-55
12/16/1990	10/nr	8/nr	H	W	113-86
12/21/1998	2/8	2/8	H	W	100-77
11/28/1999	5/4	5/4	A	W	88-77
11/16/2006	5/20	4/21	H	W	83-60
12/19/2007	1/nr	1/nr	A	W	82-70
11/28/2009	6/nr	5/nr	H	W	61-47
12/17/2011	6/nr	6/nr	A	W	85-64

<b>UNIMEP SAO PAULO (BRAZIL)</b>					
					<b>N/A</b>
6/14/1987			A	L-ex	71-104

<b>UNION (KY.)</b>					
					<b>1-1</b>
3/11/1922			A	L	8-14
3/1/1969			N2	W	43-23

<b>UNION (TENN.)</b>					
					<b>0-3</b>
2/8/1975			A	L	67-80
2/27/1975			N12	L	90-95
3/1/1975			N12	L	93-94
11/7/2010			H	W-ex	86-53
11/8/2011			H	W-ex	93-45

<b>UNITED STATES ARMED FORCES</b>					
					<b>N/A</b>
11/4/1997			H	W-ex	111-54

<b>UNITED STATES NATIONAL TEAM</b>					
					<b>N/A</b>
11/22/1995			H	L-ex	58-82
11/7/1999			H	W-ex	65-64
11/4/2007			H	L-ex	83-72

<b>VALDOSTA STATE</b>					
					<b>3-1</b>
3/18/1978	1/8		N21	L	80-83
1/27/1979	7/14		H	W	93-73
1/12/1980	5/nr		A	W	72-65
11/29/1980	3/nr		N29	W	99-84

<b>VALENCIENNES-ORCHIES (FRANCE)</b>					
					<b>N/A</b>
8/15/1999			A88	W-ex	71-68

<b>VANDERBILT</b>					
					<b>67-9</b>
1/18/1976			A	W	96-27
11/21/1979	4/nr		A	W	77-53
12/6/1981	10/nr		H	W	99-77
1/4/1982	20/nr		A	W	80-63
2/26/1982	8/nr		N6	W	80-75
1/12/1983	11/nr		H	W	98-70
2/19/1983	4/nr		A	W	94-79
2/5/1984	7/nr		A	W	82-73
2/26/1984	10/nr		H	W	74-72
1/16/1985	nr/nr		A	L	77-84
2/16/1985	nr/nr	24/nr	H	W	82-71
2/15/1986	14/nr	14/nr	H	W	94-81
2/4/1987	5/14	6/13	A	L	76-77
1/17/1988	4/nr	4/20	H	W	104-67
1/26/1989	2/nr	2/23	A	W	80-60
2/22/1990	4/nr	4/nr	H	W	88-77
12/6/1990	6/nr	6/nr	A	L	66-80



# SERIES RECORDS

DATE	AP RANK UT/OPP	ESPN RANK UT/OPP	SITE	W/L	SCORE
3/2/1991	4/nr	4/nr	N51	W	62-60
2/2/1992	4/13	4/11	H	W	70-53
1/30/1993	2/1	2/1	A	W	73-68
1/31/1994	2/9	2/10	A	W	84-82
2/13/1994	2/12	2/11	H	W	79-57
3/7/1994	1/13	1/13	N65	W	82-57
12/31/1994	1/8	1/9	A	W	72-70
2/12/1995	2/7	2/7	H	W	75-55
3/6/1995	2/9	2/11	N65	L	61-67
1/19/1996	6/2	5/2	H	W	85-82
2/25/1996	5/10	5/9	A	W	79-71
1/19/1997	9/7	9/7	A	W	92-79 (OT)
2/17/1997	8/15	8/13	H	W	64-59
1/25/1998	1/9	1/8	H	W	86-54
2/16/1998	1/14	1/11	A	W	91-60
2/28/1998	1/14	1/13	N82	W	106-45
2/7/1999	1/nr	1/nr	A	W	66-60
2/18/1999	1/nr	1/nr	H	W	89-53
2/4/2000	4/nr	4/nr	H	W	78-52
2/24/2000	2/nr	3/nr	A	W	59-57
3/4/2000	2/nr	3/nr	N65	W	61-53
1/23/2001	3/16	3/17	A	W	70-64
2/22/2001	1/18	1/17	H	W	70-66
3/3/2001	1/15	1/15	N94	L	74-77
2/2/2002	2/8	2/6	A	L	59-76
2/16/2002	3/6	4/6	H	W	75-68
3/25/2002	6/4	6/4	N102	W	68-63
2/2/2003	4/17	4/17	A	W	81-67
2/27/2003	3/17	3/18	H	W	91-71
1/22/2004	2/nr	2/nr	H	W	79-54
2/15/2004	3/nr	3/nr	A	W	94-88
1/16/2005	8/17	10/15	A	W	79-65
2/13/2005	5/21	5/20	H	W	72-63
3/5/2005	5/18	4/17	N114	W	76-73
1/19/2006	1/19	1/19	A	W	80-68
2/12/2006	5/22	5/20	H	W	70-67
1/25/2007	4/15	4/14	A	W	67-57
2/25/2007	2/12	2/12	H	W	73-53
1/20/2008	2/nr	2/nr	H	W	79-63
2/17/2008	1/25	1/nr	A	W	81-68
3/8/2008	3/21	3/22	N101	W	63-48
1/11/2009	7/24	11/24	A	L	58-74
3/1/2009	18/19	23/21	H	W	75-66
1/17/2010	4/nr	4/22	H	W	64-57
2/8/2010	5/nr	5/22	A	W	69-60
3/6/2010	4/nr	4/nr	N119	W	68-49
1/15/2011	5/nr	5/nr	H	W	68-56
2/13/2011	4/nr	4/nr	A	W	65-57
1/15/2012	6/25	7/24	H	W	87-64
2/9/2012	11/nr	11/25	A	L	79-93
3/2/2012	13/25	10/nr	N101	W	68-57
1/24/2013	9/nr	9/nr	A	W	83-75
2/17/2013	12/nr	10/nr	H	W	83-64
1/12/2014	8/nr	8/nr	A	L	63-74
2/10/2014	8/18	8/19	H	W	81-53
1/5/2015	7/nr	9/nr	A	W	57-49
3/1/2015	6/nr	6/nr	H	W	79-49
1/21/2016	18/nr	22/nr	H	W	58-49
2/11/2016	25/nr	rv/nr	A	W	69-51
<b>VERMONT</b>					<b>2-0</b>
11/24/1996	3/nr	2/nr	A76	W	87-58
11/25/1997	1/nr	1/nr	H	W	92-52
<b>VILLANOVA</b>					<b>1-0</b>
3/31/2003	4/11	4/12	H	W	73-49
<b>VIRGINIA</b>					<b>14-3</b>
3/10/1981	3/nr		H	W	81-54
3/16/1985	13/nr	15/21	H	W	65-55
3/19/1987	7/11	7/11	H	W	66-58
3/26/1988	1/10	1/10	N32	W	84-76
3/23/1989	1/nr	1/19	N45	W	80-47
3/24/1990	4/12	5/4	N32	L	75-79 (OT)
3/31/1991	4/2	3/2	N59	W	70-67 (OT)
12/9/1994	1/12	1/12	N68	W	84-73

11/19/1995	6/3	6/2	H69	W	78-51
3/25/1996	4/11	4/10	A72	W	52-46
3/25/2000	2/19	2/19	N94	W	77-56
3/24/2003	4/nr	4/nr	H	W	81-51
11/17/2008	5/16	6/15	H	L	82-83
11/22/2009	6/12	5/17	A	W	77-63
11/18/2010	4/nr	4/nr	H	W	85-73
11/20/2011	3/nr	3/nr	A	L	64-69 (OT)
11/28/2013	3/nr	4/nr	N130	W	76-67

<b>VIRGINIA STATE</b>					<b>0-1</b>
2/21/1925			H	L	18-39

<b>VIRGINIA TECH</b>					<b>7-1</b>
1/4/1983	12/nr		A	W	56-47
1/10/1984	8/nr		H	W	77-63
11/28/1989	1/nr	1/nr	H	W	81-55
12/3/1990	6/nr	3/nr	A	W	64-54
1/20/1994	1/nr	1/nr	H	W	88-51
2/22/1995	2/nr	2/nr	A	W	66-33
3/20/1999	2/13	2/15	N25	W	68-52
12/6/2015	8/nr	8/nr	H	L	43-57

<b>VISBY (SWEDEN)</b>					<b>N/A</b>
11/8/1998			H	W-ex	100-60

<b>WAKE FOREST</b>					<b>2-0</b>
3/19/1988	1/nr	1/23	H	W	94-66
12/29/1988	1/nr	1/24	N57	W	82-61

<b>WALTERS STATE CC</b>					<b>1-0</b>
1/19/1976			H	W	82-57

<b>WASHINGTON</b>					<b>1-0</b>
11/26/1988	1/13	1/13	N56	W	70-48

<b>WASHINGTON STATE</b>					<b>1-0</b>
12/16/1981	14/nr		N34	W	55-46

<b>WEST COAST ALL-STARS</b>					<b>N/A</b>
11/9/2003			H	W-ex	86-57
11/14/2004			H	W-ex	77-36

<b>WEST VIRGINIA</b>					<b>6-0</b>
11/22/1982	4/nr		H	W	93-70
11/19/1983	5/nr		N38	W	52-47
1/12/1985	nr/nr		H	W	61-59
1/4/1986	11/nr	13/nr	A	W	74-58
12/20/2006	5/nr	5/nr	H	W	66-51
11/21/2007	1/15	1/17	N123	W	67-49

<b>WESTERN CAROLINA</b>					<b>10-7</b>
1/18/1969			A	L	46-77
2/8/1969			H	L	44-60
2/6/1970			A	L	*
2/14/1970			H	*	*
1/22/1971			A	L	26-43
2/19/1972			N1	W	48-44
2/22/1972			H	L	43-54
2/20/1973			A	W	48-46
2/19/1974			H	W	72-45
3/9/1974			N11	W	66-51
1/22/1975			A	W	69-66
2/14/1975			N1	L	82-86
12/3/1975			H	W	62-44
1/14/1976			A	L	72-77
1/14/1977	13/nr		HG	W	82-62
2/17/1977	12/nr		N1	W	85-48
3/20/2005	3/nr	3/nr	H	W	94-43
11/25/2008	9/nr	12/nr	H	W	83-56

<b>WESTERN KENTUCKY</b>					<b>7-1</b>
11/20/1984	14/nr		A42	W	70-62
2/20/1985	20/11	23/10	H	W	77-72
2/24/1989	2/nr	2/nr	A	W	76-57
1/4/1990	5/nr	5/nr	H	W	78-58
3/21/1991	4/10	3/11	H	W	68-61
3/26/1992	2/15	2/15	N63	L	70-75

GENERAL

STAFF

PLAYERS

REVIEW

HISTORY

FACILITIES

NCAA

SEC

RECORDS

MEDIA INFO





**SERIES RECORDS**

3/23/1995	3/9	2/7	H	W	87-65
3/16/1998	1/15	1/18	H	W	82-62

**WESTERN MICHIGAN 2-0**

1/1/1989	1/nr	1/nr	H	W	84-39
12/1/1989	1/nr	1/nr	A	W	98-57

**WETZIKON BBC (SWITZERLAND) N/A**

8/17/1999			A89	W-ex	104-37
-----------	--	--	-----	------	--------

**WICHITA STATE 2-0**

12/16/2014	11/nr	12/nr	H	W	54-51
12/11/2015	16/nr	16/nr	A	W	58-51

**WINTHROP 3-2**

2/15/1969			A1	W	31-29
2/20/1971			A	L	31-58
2/16/1974			A1	W	60-45
3/9/1974			N11	L	53-55
11/21/2014	4/nr	4/nr	H	W	81-48

**WISCONSIN 5-0**

2/8/1996	6/8	6/11	A	W	72-61
2/4/1997	9/23	9/16	H	W	78-74
12/20/1997	1/9	1/10	N81	W	87-66
12/5/1999	3/25	3/nr	A	W	85-62
12/3/2000	2/18	2/nr	H	W	90-66

**WISCONSIN-GREEN BAY 2-0**

11/26/1996	5/nr	5/nr	H	W	71-36
3/18/2016	rv/nr	nr/rv	N137	W	59-53

**XAVIER 0-1**

3/24/2001	3/12	3/11	N98	L	65-80
-----------	------	------	-----	---	-------

**YOUNGSTOWN STATE 2-0**

2/10/1992	3/nr	4/nr	H	W	100-72
2/9/1993	1/nr	1/nr	A	W	78-54

**TOURNEYS/NEUTRAL SITES**

1-Winthrop Invitational; 2-Carson-Newman Invitational; 3-at Memphis State; 4-at East Tennessee State; 5-at Maryville; 6-at Kentucky; 7-Tennessee Invitational; 8-at Lenoir City, Tenn.; 9-at Carson-Newman; 10-at Tennessee Tech; 11-at Madison; 12-at Lambuth; 13-Tennessee Tech Invitational; 14-at Western Carolina; 15-Mississippi University for Women Christmas Invitational; 16-at Minnesota; 17-Lady Statesman Invitational at Delta State; 18-Lady Vol Classic; 19-at Tennessee-Martin; 20-at North Carolina; 21-at Delta State; 22-Midwestern Classic at Missouri; 23-Orange Bowl Classic, Miami, Fla.; 24-at Fordham; 25-at Greensboro (Coliseum), N.C.; 26-Nike Tournament of Champions at Nevada-Las Vegas; 27-at South Carolina; 28-at Central Michigan; 29-Lady Sunshine Classic, Sanford, Fla.; 30-at Marietta, Ga.; 31-at Louisiana State; 32-at Old Dominion; 33-at Oregon; 34-Giusti Tournament of Champions at Portland State; 35-at Norfolk, Va.; 36-Coca-Cola Classic at Detroit; 37-at Notre Dame; 38-at Parkersburg, W.Va.; 39-Notre Dame Thanksgiving Classic; 40-at Georgia; 41-at UCLA; 42-Bowling Green Bank Invitational at Western Kentucky; 43-Dial Classic at Minnesota; 44-at Mississippi; 45-at Western Kentucky, E.A. Diddle Arena; 46-Northern Illinois Fastbreak Fest; 47-at Hawaii; 48-at Iowa; 49-Amana-Hawkeye Classic at Iowa; 50-Orange Bowl/Burger King Classic at Miami (Fla.); 51-Albany, Ga.; 52-at Texas; 53-Mundialito de Basquete Feminino, Sao Paulo, Brazil; 54-Communiplex Classic, Cincinnati, Ohio; 55-at Tacoma, Wash.; 56-Rainbow Wahine Classic at Hawaii; 57-Bell Atlantic-Rutgers Invitational; 58-Hilton Head Super Shootout, Hilton Head Island, S.C.; 59-at New Orleans, La.; 60-Basketball Hall of Fame Game, Springfield, Mass.; 61-SEC/Big 10 Challenge; 62-World Invitational Club Basketball Championships, London, England; 63-at Purdue; 64-Maryland Invitational; 65-at Tennessee-Chattanooga; 66-State Farm Women's Basketball Hall of Fame Tip-Off Classic, Jackson, Tenn.; 67-at Arkansas; 68-at Richmond, Va.; 69-State Farm Hall of Fame Tip-Off Classic, Knoxville, Tenn.; 70-Kona Classic, Kailua-Kona, Hawaii; 71-Big 10/SEC Challenge at Purdue; 72-at Charlottesville, Va.; 73-at Charlotte, N.C.; 74-Women's National Invitational Tournament, Knoxville, Tenn.; 75-Women's National Invitational Tournament at Ruston, La.; 76-Howard Bank Classic, Burlington, Vt.; 77-at Hartford, Conn.; 78-Riverfront Coliseum, Cincinnati, Ohio; 79-San Jose Arena, San Jose, Calif.; 80-Draddy Gym, Riverdale, N.Y.; 81-UAA Sports Center, Anchorage, Alaska; 82-Columbus Civic Center, Columbus, Ga.; 83-at Vanderbilt; 84-Kemper Arena, Kansas City, Mo.; 85-State Farm Hall of Fame Tip-Off Classic at Purdue; 86-Disney Holiday Classic, Lake Buena Vista, Fla.; 87-at Madison Square Garden, New York, N.Y.; 88-at Namur, Belgium; 89-at Uster, Switzerland; 90-at Martigny, Switzerland; 91-at Istres, France; 92-at Nice, France; 93-at the Quicken Loans Arena (formerly known as the Gund Arena), Cleveland, Ohio; 94-at the Pyramid, Memphis, Tenn.; 95-First Union Center, Philadelphia, Pa.; 96-Women's Maui, Lahaina, Hawaii; 97-Bank One Ballpark, Phoenix, Ariz.; 98-Birmingham-Jefferson Convention Center, Birmingham, Ala.; 99-at the Honda Elite Four, Milk House, Orlando, Fla.; 100-at the ACC/SEC Shootout, Philips Arena, Atlanta, Ga.; 101-at Bridgestone Arena (formerly Sommet Center and Gaylord Arena), Nashville, Tenn.; 102-at the Hilton Coliseum, Ames, Iowa; 103-at the Alamodome, San Antonio, Texas; 104-at RBC Center, Raleigh, N.C.; 105-at the San Juan Shootout, San Juan, Puerto Rico; 106-at Conseco Fieldhouse, Indianapolis, Ind.; 107-at Verizon Arena (formerly Alltel Arena), North Little Rock, Ark.; 108-at the Georgia Dome, Atlanta, Ga.; 109-at Palasport Jacopucci Gymnasium, Viterbo, Italy; 110-at Domotiko Athlitko Gym, Glyfada, Greece; 111-at Tallahassee Leon County Civic Center, Tallahassee, Fla.; 112-at Lloyd Noble Center, Norman, Okla.; 113-at New Orleans Arena, New Orleans, La.; 114-at BI-LO Center, Greenville, S.C.; 115-at Liacouras Center, Philadelphia, Pa.; 116-at RCA Dome, Indianapolis, Ind.; 117-at Virgin Islands; 118-at Ted Constant Center, Norfolk, Va.; 119-Arena at Gwinnett Center in Duluth, Ga.; 120-at Petersen Events Center, Pittsburgh, Pa.; 121-at Dayton Arena, Dayton, Ohio; 122-at St. Pete Times Forum, Tampa, Fla.; 123-at Charleston (W.Va.) Civic Center; 124-at West Lafayette, Ind.; 125-at Chesapeake Energy Center (formerly Ford Center), Oklahoma City, Okla.; 126-AT&T Center, San Antonio, Texas; 127-FedExForum, Memphis, Tenn.; 128-Allstate Arena, Rosemont, Ill.; 129-Wells Fargo Arena, Des Moines, Iowa; 130-St. George's H.S. Gym, Freeport, Bahamas; 131-KFC Yum! Center, Louisville, Ky.; 132-Spokane Veterans Memorial Arena, Spokane, Wash.; 133-Polisportivo G. Cosaro, Montecchio Maggiore, Italy; 134-Palazzetto Dello Sport Sandro Pertini, Ponte Buggianese, Italy; 135-Arena Altero Felici, Rome, Italy; 136-Veterans Memorial Arena, Jacksonville, Fla.; 137-Wells Fargo Arena, Tempe, Ariz.; 138-Denny Sanford PREMIER Center, Sioux Falls, S.D.



# YEAR-BY-YEAR RESULTS

Prior to 1974-75, all results are based on the best available information. Known gaps in the information are marked with an asterisk. Other omissions are possible. If anyone has information that may be missing from these lists, please notify the UT Media Relations Office at (865) 974-1212.

## KATHERINE WILLIAMS, CAPTAIN, (1 YEAR, 0-2)

### 1903 (0-2)

H- University YMCA Gym

Date	Site	W/L	Score	Opponent
3/13/1903	A	L	1-10	Maryville
4/6/1903	H	L	6-16	Maryville

## JENNY MORRILL, CAPTAIN (1 YEAR, 0-2)

### 1904 (0-2)

Date	Site	W/L	Score	Opponent
3/5/1904	A	L	0-29	Maryville
3/12/1904	H	L	5-7	Maryville

## LEO THEODORE BELLMONT (1 YEAR, 0-4)

### 1905 (0-4)

Date	Site	W/L	Score	Opponent
2/18/1905	A	L	8-14	Farragut School
2/25/1905	H	L	6-10	Farragut School
3/4/1905	H	L	11-24	Maryville
3/10/1905	A	L	4-20	Maryville

## ESSIE POLK, CAPTAIN (1 YEAR, 0-3)

### 1906 (0-3)

Date	Site	W/L	Score	Opponent
1/27/1906	H	L	2-15	Farragut School
2/17/1906	A	L	5-37	Maryville
2/24/1906	H	L	3-18	Maryville

## THOMAS SNODDY MYERS (1 YEAR, 1-1)

### 1907 (1-1)

Date	Site	W/L	Score	Opponent
2/16/1907	H	W	28-0	Central High School
2/27/1907	A	L	11-22	Maryville

## WILLARD C. BURNLEY (1 YEAR, 1-2)

### 1908 (1-2)

Date	Site	W/L	Score	Opponent
1/18/1908	*	W	*	Central High School
2/14/1908	A	L	4-15	Farragut School
*	*	L	6-9	Maryville

## ANDREW WEISENBERG (1 YEAR, 1-1-1)

### 1909 (1-1-1)

H- University Gym

Date	Site	W/L	Score	Opponent
1/16/1909	H	T	12-12	Tennessee School for the Deaf
2/4/1909	H	W	28-8	Central High School
2/20/1909	H	L	14-25	Maryville

## HOWARD SANDBERG (1 YEAR, 0-2)

### 1909-10 (0-2)

Date	Site	W/L	Score	Opponent
12/16/1909	H	L	1-21	Central High School
2/12/1910	H	L	4-6	Knoxville High School
2/25/1910	A	*	*	Knoxville High School

## MARY DOUGLAS AYRES (1 YEAR, 2-3)

### 1920 (2-3)

H-Tennessee Hall

Date	Site	W/L	Score	Opponent
1/30/1920	A	L	6-34	Maryville
2/26/1920	H	L	13-14	Carson-Newman
3/1/1920	H	L	11-23	Maryville
3/8/1920	H	W	30-1	Knoxville YWCA
3/18/1920	H	W	18-10	Martha Washington

## MABEL MILLER (2 YEARS, 4-2)

### 1922 (1-1)

Date	Site	W/L	Score	Opponent
3/10/1922	A	W	28-19	Cumberland (Ky.)
3/11/1922	A	L	8-14	Union (Ky.)

## 1923 (3-1)

H-Jefferson Hall

Date	Site	W/L	Score	Opponent
2/9/1923	H	W	28-14	Cumberland (Ky.)
2/16/1923	H	W	23-7	Carson-Newman
2/23/1923	A	W	29-26	Martha Washington
2/24/1923	A	L	12-15	Sullins

## FAY MORGAN (1 YEAR, 4-3)

### 1924 (4-3)

Date	Site	W/L	Score	Opponent
1/31/1924	H	L	16-22	East Tennessee
2/8/1924	H	W	19-4	Chattanooga
2/12/1924	H	W	24-12	Martha Washington
2/22/1924	H	L	9-29	Cincinnati
2/26/1924	A	L	23-54	Cincinnati
2/27/1924	A	W	48-24	Cumberland (Ky.)
3/4/1924	H	W	24-12	Maryville

## ANN HUDDLE (2 YEARS, 12-4-1)

### 1925 (5-3-1)

Date	Site	W/L	Score	Opponent
1/10/1925	H	W	38-30	Carson-Newman
1/14/1925	H	W	40-10	Maryville
1/23/1925	A	W	41-19	Maryville
2/2/1925	A	T	25-25	East Tennessee
2/9/1925	A	L	16-36	Carson-Newman
2/17/1925	A	W	39-16	Chattanooga
2/18/1925	A	W	54-10	Centenary (Tenn.)
2/21/1925	H	L	18-39	Virginia State
2/24/1925	H	L	14-20	Maryville

## 1926 (7-1)

Date	Site	W/L	Score	Opponent
1/9/1926	H	W	45-8	Chattanooga
1/14/1926	H	W	47-12	Cumberland (Ky.)
1/25/1926	A	W	37-29	Maryville
2/5/1926	H	W	52-16	Knoxville YWCA
2/11/1926	A	W	45-15	Chattanooga
2/15/1926	A	W	37-12	Tusculum
2/20/1926	H	W	50-16	East Tenn. State
2/26/1926	H	L	27-28	Maryville

## NANCY LAY (9 YEARS)

1960 to 1968

No schedules or results available

## JOAN CRONAN (2 YEARS, 8-10)

### 1969 (8-4)

H-Alumni Gym

Date	Site	W/L	Score	Opponent
1/18/1969	A	L	46-77	Western Carolina
1/23/1969	H	W	45-43	Tennessee Tech
1/29/1969	A	W	53-49	Carson-Newman
2/1/1969	H	W	40-32	East Tennessee
2/8/1969	H	L	44-60	Western Carolina
2/13/1969	A	W	63-44	Carson-Newman
2/15/1969	N1	W	38-26	Georgia
2/15/1969	A1	W	31-29	Winthrop
2/28/1969	N2	L	50-58 (OT)	Appalachian State
3/1/1969	N2	W	43-23	Union (Ky.)
3/1/1969	N2	L	33-35 (OT)	Appalachian State
3/5/1969	H	W	70-34	Sullins
4/11-12/1969	*	**	*	Tennessee Tech Invitational

## 1970 (0-6)

Date	Site	W/L	Score	Opponent
1/27/1970	A	L	61-64	Belmont
1/28/1970	A	L	45-59	Tennessee Tech
1/31/1970	H	L	28-38	Belmont
2/6/1970	A	L	*	Western Carolina
2/7/1970	A	L	*	Appalachian State
2/11/1970	H	L	48-60	Tennessee Tech
2/14/1970	H	*	*	Western Carolina
2/20-21/1970	*	*	*	Winthrop Invitational
3/4/1970	H	*	*	Appalachian State
3/6-7/1970	*	*	*	Tennessee Tech Invitational

GENERAL

STAFF

PLAYERS

REVIEW

HISTORY

FACILITIES

NCAA

SEC

RECORDS

MEDIA INFO





YEAR-BY-YEAR RESULTS

MARGARET HUTSON (4 YEARS, 60-19)

1971 (6-7)

H-Alumni Gym; HP-Physical Education Building

Date	Site	W/L	Score	Opponent
1/15/1971	H	(W)*	*	Middle Tennessee State
1/19/1971	*	(W)*	*	Knoxville
1/22/1971	A	L	26-43	Western Carolina
1/29/1971	H	W	56-29	Milligan
2/4/1971	A	L	52-60	Chattanooga
2/9/1971	H	W	46-33	Carson-Newman
2/12/1971	A	L	56-62	East Tennessee
2/20/1971	A	*	31-58	Winthrop
2/23/1971	H	*	*	Carson-Newman

TCWSF EASTERN DISTRICT CHAMPIONSHIPS (2nd), Knoxville, Tenn.

2/26/1971	HP	L	47-53	Chattanooga
2/26/1971	HP	W	52-37	Carson-Newman
2/27/1971	HP	W	*	Milligan
2/27/1971	HP	W	54-45	East Tennessee

TCWSF CHAMPIONSHIPS (5th), Memphis, Tenn.

3/4/1971	N3	L	26-39	Tennessee-Martin
3/5/1971	N3	L	22-46	Chattanooga

(W) - One of these games was a UT victory; the other was not played.

1972 (13-5)

H-Physical Education Building

Date	Site	W/L	Score	Opponent
1/15/1972	H	W	55-45	Middle Tennessee State
1/20/1972	H	W	35-29	Maryville All-Stars
1/25/1972	H	W	51-45	Carson-Newman
1/28/1972	A	W	72-26	Milligan
2/4/1972	H	W	78-56	East Tenn. State
2/8/1972	A	W	58-48	Chattanooga
2/12/1972	H	W	52-35	Cumberland (Tenn.)
2/15/1972	A	W	71-41	Carson-Newman
2/18/1972	N1	W	44-30	South Carolina
2/19/1972	N1	W	48-44	Western Carolina
2/19/1972	N1	L	36-51	North Carolina-Greensboro
2/22/1972	H	L	43-54	Western Carolina

TCWSF EASTERN DISTRICT CHAMPIONSHIPS (2nd), Knoxville, Tenn.

2/25/1972	H	W	45-39	Carson-Newman
2/26/1972	H	L	49-50	Chattanooga
2/26/1972	H	W	56-53	Chattanooga

TCWSF CHAMPIONSHIPS (5th), Knoxville, Tenn.

3/2/1972	H	W	47-39	Middle Tennessee State
3/3/1972	H	L	52-56	Chattanooga
3/3/1972	H	L	42-53	Tennessee-Martin

1973 (16-5)

TCWSF Eastern District Champions

H-Alumni Gym; HP-Physical Education Building

Date	Site	W/L	Score	Opponent
1/10/1973	H	W	64-25	Cumberland (Ky.)
1/13/1973	H	W	49-39	Marshall
1/17/1973	A	W	43-42	Middle Tennessee State
1/26/1973	H	L	55-58	Chattanooga
1/31/1973	H	W	72-50	Maryville
2/6/1973	A	W	54-44	East Tenn. State
2/9/1973	H	W	58-27	Milligan
2/10/1973	HP	W	53-42	Eastern Kentucky
2/16/1973	N1	W	71-43	Furman
2/17/1973	N1	L	57-67	Appalachian State
2/20/1973	A	W	48-46	Western Carolina

TCWSF EASTERN DISTRICT CHAMPIONSHIPS (1st), Johnson City, Tn.

2/23/1973	N4	W	69-57	Maryville
2/24/1973	N4	W	56-50	Carson-Newman
2/24/1973	N4	W	55-51	Chattanooga

TCWSF CHAMPIONSHIPS (2nd), Maryville, Tenn.

3/2/1973	N5	W	58-43	Middle Tennessee State
3/2/1973	N5	W	59-57 (OT)	Tennessee-Martin
3/3/1973	N5	L	45-48	Tennessee Tech
3/3/1973	N5	W	61-57 (OT)	Tennessee-Martin

AIAW REGION II CHAMPIONSHIPS (4th), Lexington, Ky.

3/9/1973	N6	W	61-43	Longwood
3/10/1973	N6	L	54-59	South Carolina
3/10/1973	N6	L	49-61	Tennessee Tech

1974 (25-2)

TCWSF Eastern District Champions

H-Alumni Gym HP-Physical Education Building

Date	Site	W/L	Score	Opponent
1/9/1974	H	W	44-40	Marshall
1/11/1974	HP7	W	64-29	Maryville
1/12/1974	H7	W	66-42	Austin Peay
1/12/1974	H7	W	55-41	Carson-Newman
1/15/1974	H	W	51-41	Eastern Kentucky
1/18/1974	H	W	53-39	St. Mary's Nursing
1/22/1974	A	W	57-25	Carson-Newman
1/25/1974	H	W	63-51	Belmont
1/28/1974	N8	W	61-31	Hiwassee JC
2/1/1974	H	W	77-33	Middle Tennessee St.
2/5/1974	H	W	64-35	Maryville
2/9/1974	A	W	65-51	Tennessee Tech
2/11/1974	H	W	55-36	East Tenn. State
2/15/1974	N1	W	68-39	Furman
2/16/1974	N1	W	72-45	South Carolina
2/16/1974	A1	W	60-45	Winthrop
2/19/1974	H	W	72-45	Western Carolina

TCWSF EASTERN DISTRICT CHAMPIONSHIPS (1st), Jefferson City, Tn.

2/22/1974	A9	W	59-41	Carson-Newman
2/23/1974	N9	W	54-41	East Tenn. State

TCWSF CHAMPIONSHIPS (2nd), Cookeville, Tenn.

2/28/1974	N10	W	55-35	Austin Peay
3/1/1974	N10	W	57-50	Memphis State
3/2/1974	N10	W	52-41	Memphis State
3/2/1974	A10	L	51-54 (OT)	Tennessee Tech

AIAW REGION II CHAMPIONSHIPS (3rd), Harrisonburg, Va.

3/8/1974	A11	W	74-43	James Madison
3/8/1974	N11	W	68-47	Roanoke
3/9/1974	N11	W	66-51	Western Carolina
3/9/1974	N11	L	53-55	Winthrop

PAT HEAD SUMMITT (38 YEARS, 1,098-208)

1974-75 (16-8)

TCWSF Eastern District Champions

H-Alumni Gym

Date	Site	W/L	Score	Opponent
12/7/1974	H	L	83-84	Mercer
1/10/1975	H	W	69-32	Middle Tennessee St.
1/11/1975	H	W	109-74	Shorter
1/18/1975	H	W	80-36	East Tenn. State
1/22/1975	A	W	69-66	Western Carolina
1/25/1975	N4	W	77-73	Chattanooga
1/25/1975	A	W	85-72	East Tenn. State
1/27/1975	A	L	73-96	Tennessee Tech
1/31/1975	H	W	87-54	Mars Hill
2/4/1975	H	L	74-76	Tennessee Tech
2/7/1975	A	W	92-76	Tennessee-Martin
2/8/1975	A	L	67-80	Union (Tenn.)
2/14/1975	N1	W	94-69	Appalachian State
2/14/1975	N1	L	82-86	Western Carolina
2/15/1975	N1	W	78-66	Anderson JC
2/15/1975	N1	W	82-81	East Carolina
2/18/1975	A	L	80-102	Belmont

TCWSF EASTERN DISTRICT CHAMPIONSHIPS (1st), Knoxville, Tenn.

2/21/1975	H	W	97-41	East Tenn. State
2/22/1975	H	W	90-78	Chattanooga

(Regular Season Contest)

2/25/1975	A	W	100-70	Eastern Kentucky
-----------	---	---	--------	------------------

TCWSF CHAMPIONSHIPS (4th), Jackson, Tenn.

2/27/1975	N12	L	90-95	Union (Tenn.)
2/28/1975	N12	W	74-73	Carson-Newman
2/28/1975	N12	W	112-88	Chattanooga
3/1/1975	N12	L	93-94	Union (Tenn.)

1975-76 (16-11)

Date	Site	W/L	Score	Opponent
12/3/1975	H	W	62-44	Western Carolina
12/10/1975	H	W	77-50	Tennessee-Martin
1/10/1976	H	L	68-70	Edinboro
1/14/1976	A	L	72-77	Western Carolina
1/16/1976	A	W	65-53	Austin Peay
1/17/1976	A	L	45-77	Belmont
1/18/1976	A	W	96-27	Vanderbilt
1/19/1976	H	W	82-57	Walters State CC
1/23/1976	A13	W	74-51	Tennessee Tech JV
1/24/1976	N13	W	70-67	Kentucky



# YEAR-BY-YEAR RESULTS

1/24/1976	A13	L	61-83	Tennessee Tech
1/29/1976	H	W	114-51	Chattanooga State
1/31/1976	H	W	96-62	Chattanooga
2/6/1976	H	L	84-89 (OT)	Tennessee Tech
2/11/1976	H	L	68-89	Eastern Kentucky
2/12/1976	N1	W	73-50	Furman
2/13/1976	N1	L	79-81 (OT)	UNC-Greensboro
2/17/1976	H	L	71-79	Belmont
2/21/1976	H	W	90-42	Cumberland (Tenn.)
2/28/1976	A	W	67-66	Chattanooga
<b>TCWSF CHAMPIONSHIPS (2nd), Milligan College and ETSU</b>				
3/3/1976	A	W	112-43	Milligan
3/4/1976	N4	L	76-91	Tennessee Tech
3/5/1976	N4	W	77-62	Tennessee-Martin
3/6/1976	N4	W	71-69 (OT)	Memphis State
3/6/1976	N4	W	73-70	Middle Tennessee St.
<b>AIAW REGION II CHAMPIONSHIPS (6th), Cullowhee, N.C.</b>				
3/11/1976	N14	L	71-88	Appalachian State
3/12/1976	N14	L	85-86	NC State

\* The Associated Press poll began as a top 20 prior to the 1976-77 season

## 1976-77 (28-5)

Final AP Ranking 5th

AIAW Region II Champions

H-Stokely Athletics Center; HG-Alumni Gym

Date	AP Rk	Site	W/L	Score	Opponent
11/13/1976		H	W	107-53	Kentucky
11/30/1976		HG	W	78-63	Belmont
12/17/1976	19/nr	N15	W	87-61	Clemson
12/17/1976	19/1	N15	L	63-74	Delta State
12/18/1976	19/nr	N15	W	89-60	Miss. Gulf Coast JC
12/18/1976	19/nr	N15	W	67-57	Ohio State
1/6/1977	16/nr	HG	W	114-39	Marshall
1/7/1977	16/18	A	W	82-57	Kentucky
1/14/1977	13/nr	HG	W	82-62	Western Carolina
1/17/1977	13/nr	A	W	58-56	Mississippi
1/22/1977	12/nr	H	W	83-57	Alabama
1/24/1977	12/nr	H	W	100-57	East Tenn. State
1/28/1977	10/nr	A	L	59-60	Belmont
1/29/1977	10/15	A	W	81-72	Memphis State
2/3/1977	12/nr	A	W	102-46	East Tenn. State
2/7/1977	12/6	A	L	65-70	Tennessee Tech
2/12/1977	12/nr	A	W	84-70	Eastern Kentucky
2/14/1977	12/nr	H	W	74-63	Mississippi
2/17/1977	12/nr	N1	W	85-48	Western Carolina
2/18/1977	12/nr	N1	W	82-65	Appalachian State
2/18/1977	12/nr	N1	W	91-70	Charleston
2/19/1977	12/nr	N1	W	77-50	Anderson JC
2/25/1977	12/6	H	W	80-67	Tennessee Tech

**TCWSF CHAMPIONSHIPS (2nd), Cookeville, Tenn.**

3/3/1977	12/nr	N10	W	87-66	Middle Tennessee St.
3/4/1977	12/6	A10	L	70-76	Tennessee Tech
3/5/1977	12/18	N10	W	82-72	Memphis State

**AIAW REGION II CHAMPIONSHIPS (1st), Memphis, Tenn.**

3/10/1977	10/nr	N3	W	84-46	Clemson
3/11/1977	10/12	N3	W	61-60	Old Dominion
3/12/1977	10/7	N3	W	72-59	Tennessee Tech

**AIAW CHAMPIONSHIPS (3rd), Minneapolis, Minn.**

3/23/1977	5/17	N16	W	76-62	Michigan State
3/24/1977	5/20	N16	W	81-69	Kansas State
3/25/1977	5/1	N16	L	58-62	Delta State
3/26/1977	5/2	N16	W	91-71	Immaculata

## 1977-78 (27-4)

Final AP Ranking 1st

TCWSF Champions

AIAW Region II Champions

H-Stokely Athletics Center

Date	AP Rk	Site	W/L	Score	Opponent
11/23/1977	1/nr	H	W	100-33	Miami (Ohio)
11/28/1977	1/nr	H	W	88-70	Clemson
12/2/1977	1/7	N17	L	80-87	Montclair State
12/3/1977	1/11	N17	W	65-60	Tennessee Tech
12/12/1977	5/18	H	W	89-56	Ohio State
12/15/1977	5/nr	N15	W	83-35	Miss. Gulf Coast JC
12/16/1977	5/nr	N15	W	83-55	Pittsburgh
12/16/1977	5/nr	N15	W	79-64	Tennessee Tech
12/17/1977	5/2	N15	W	72-63	Louisiana State

1/2/1978	3/5	H	W	70-65	NC State
1/5/1978	3/2	H	W	94-74	Delta State
1/7/1978	3/nr	A	W	65-61	Mississippi
1/9/1978	3/4	A	L	62-72	Louisiana State
1/14/1978	2/18	H	W	101-83	Missouri
1/17/1978	2/nr	A	W	87-79	MTSU
1/18/1978	3/nr	A	W	82-81 (OT)	Tennessee Tech
1/28/1978	3/nr	A	W	92-90 (2OT)	Kentucky
2/4/1978	3/nr	H	W	87-79	Mississippi
2/6/1978	3/1	H	W	86-68	Louisiana State
2/11/1978	3/nr	A	W	72-53	Alabama
2/17/1978	1/15	H18	W	89-77	Memphis State
2/18/1978	1/nr	H18	W	80-64	Tennessee Tech
2/22/1978	1/nr	H	W	90-67	Eastern Kentucky
2/25/1978	1/nr	H	W	99-66	Kentucky

**TCWSF CHAMPIONSHIPS (1st), Martin, Tenn.**

3/3/1978	1/13	N19	W	87-76	Memphis State
3/4/1978	1/nr	N19	W	92-73	Tennessee Tech

**AIAW REGION II CHAMPIONSHIPS (1st), Chapel Hill, N.C.**

3/9/1978	1/nr	A20	W	92-66	North Carolina
3/10/1978	1/nr	N20	W	76-60	Kentucky
3/11/1978	1/5	N20	W	64-62	NC State

**AIAW SOUTH SATELLITE TOURNAMENT (4th), Cleveland, Miss.**

3/17/1978	1/6	N21	L	69-75	Maryland
3/18/1978	1/8	N21	L	80-83	Valdosta State

## 1978-79 (30-9)

Final AP Ranking 3rd

TCWSF Champions

Date	AP Rk	Site	W/L	Score	Opponent
11/27/1978	1/nr	A	W	91-67	Eastern Kentucky
11/29/1978	1/nr	A	W	75-66	Clemson
12/5/1978	1/nr	H	W	87-63	Middle Tennessee St.
12/8/1978	1/10	N22	W	84-60	Texas
12/9/1978	1/19	A22	W	74-61	Missouri
12/12/1978	1/nr	H	W	88-74	Ohio State
12/14/1978	1/nr	N15	W	69-59	Ohio State
12/15/1978	1/5	N15	L	60-69	Stephen F. Austin
12/16/1978	1/16	N15	L	56-64	Louisiana Tech
12/28/1978	5/7	N23	W	67-63	Delta State
12/29/1978	5/4	N23	L	79-85	Maryland
12/30/1978	5/11	N23	W	74-72	Penn State
1/3/1979	5/nr	A	W	82-59	East Tenn. State
1/5/1979	5/4	H	W	88-74	UCLA
1/9/1979	4/7	A	W	85-73	Delta State
1/13/1979	4/8	A	W	79-66	NC State
1/15/1979	4/nr	H	W	62-54	South Carolina
1/17/1979	4/nr	H	W	85-52	Alabama
1/20/1979	4/nr	A	L	64-66	Kentucky
1/24/1979	7/17	A	L	80-85 (OT)	Louisiana State
1/27/1979	7/14	H	W	93-73	Valdosta State
1/29/1979	7/17	H	W	92-48	Louisiana State
2/3/1979	8/nr	H	W	95-57	North Carolina
2/6/1979	6/15	H	W	73-57	Delta State
2/10/1979	6/1	A	L	56-71	Old Dominion
2/12/1979	6/nr	H	W	124-60	Tennessee-Martin
2/15/1979	6/nr	H	W	80-75	Tennessee Tech
2/17/1979	6/nr	H	W	89-51	Kentucky
2/24/1979	6/17	A	L	75-79	Memphis State

**TCWSF CHAMPIONSHIPS (1st), Knoxville, Tenn.**

3/1/1979	8/nr	H	W	94-53	Belmont
3/2/1979	8/nr	H	W	96-51	Tennessee-Martin
3/3/1979	8/nr	H	W	85-60	Tennessee Tech

**AIAW REGION II CHAMPIONSHIPS (2nd), Knoxville, Tenn.**

3/8/1979	8/nr	H	W	89-61	Clemson
3/9/1979	8/15	H	W	76-64	South Carolina
3/10/1979	8/1	H	L	72-74	Old Dominion

**AIAW EAST SATELLITE TOURNAMENT (1st), Bronx, N.Y.**

3/16/1979	6/3	N24	W	79-69	Rutgers
3/17/1979	6/nr	A24	W	76-54	Fordham

**AIAW CHAMPIONSHIPS (3rd), Greensboro, N.C.**

3/23/1979	3/2	N25	L	84-102	Louisiana Tech
3/25/1979	3/6	N25	W	104-86	UCLA

## 1979-80 (33-5)

Final AP Ranking 2nd

SEC Champions

TCWSF Champions

Date	AP Rk	Site	W/L	Score	Opponent
11/21/1979		A	W	77-53	Vanderbilt

GENERAL

STAFF

PLAYERS

REVIEW

HISTORY

FACILITIES

NCAA

SEC

RECORDS

MEDIA INFO





YEAR-BY-YEAR RESULTS

11/26/1979	4/nr	A	W	63-48	Middle Tennessee St.
11/29/1979		H	L-ex	59-102	Soviet National Tm.
12/1/1979	4/nr	A	W	66-55	North Carolina
12/7/1979	4/2	H	W	73-71	Louisiana Tech
12/13/1979	3/11	A	W	80-77	UCLA
12/15/1979	3/nr	A	W	81-70	San Jose State
12/16/1979	3/nr	A	W	88-57	Fullerton State
12/18/1979	3/8	N26	L	68-71	Long Beach State
12/19/1979	3/15	A26	W	84-64	Nevada-Las Vegas
1/4/1980	5/8	H	W	67-58	NC State
1/7/1980	5/nr	H	W	82-42	Nebraska
1/10/1980	5/nr	A	W	88-68	Alabama
1/12/1980	5/nr	A	W	72-65	Valdosta State
1/14/1980	5/2	H	W	79-69	Stephen F. Austin
1/18/1980	5/nr	A	W	73-53	Chattanooga
1/21/1980	5/nr	H	W	86-48	Memphis State
1/23/1980	4/8	A	L	52-56	South Carolina
1/26/1980	4/2	H	L	54-61	Old Dominion
1/28/1980	4/nr	H	W	96-73	Louisiana State
1/31/1980	6/nr	A	W	72-56	Ohio State
2/2/1980	6/17	A	W	91-83 (OT)	Kentucky
2/5/1980	5/nr	H	W	90-48	East Tenn. State

SEC TOURNAMENT (1st), Knoxville, Tenn.

2/8/1980	5/nr	H	W	118-44	Florida
2/9/1980	5/nr	H	W	72-61	Auburn
2/10/1980	5/nr	H	W	85-71	Mississippi

(Regular Season Contests)

2/12/1980	4/nr	A	W	68-66	Tennessee Tech
2/16/1980	4/nr	A	W	69-55	Tennessee-Martin
2/18/1980	4/16	H	W	89-72	Clemson

TCWSF CHAMPIONSHIPS (1st), Cookeville, Tenn.

2/28/1980	4/nr	N10	W	81-35	Tennessee-Martin
2/29/1980	4/nr	N10	W	71-63	Chattanooga
3/1/1980	4/20	A10	W	83-66	Tennessee Tech

AIAW REGION II CHAMPIONSHIPS (2nd), Knoxville, Tn./Columbia, S.C.

3/5/1980	3/16	H	W	95-79	Clemson
3/7/1980	3/7	A27	W	67-54	South Carolina
3/8/1980	3/1	N27	L	67-68	Old Dominion

AIAW SOUTH SATELLITE TOURNAMENT (1st), Knoxville, Tenn.

3/15/1980	2/14	H	W	84-64	Kansas State
3/18/1980	2/6	H	W	93-76	Maryland

AIAW CHAMPIONSHIPS (2nd), Mount Pleasant, Mich.

3/21/1980	2/4	N28	W	75-72	South Carolina
3/23/1980	2/1	N28	L	53-68	Old Dominion

1980-81 (25-6)

Final AP Ranking 2nd

TCWSF Champions

AIAW Region II Champions

Date	AP Rk	Site	W/L	Score	Opponent
11/28/1980	3/nr	N29	W	74-62	Alabama
11/29/1980	3/nr	N29	W	99-84	Valdosta State
12/2/1980		H	W-ex	76-49	Polish National Tm.
12/4/1980	3/nr	H	W	90-56	Chattanooga
12/10/1980	3/nr	A	W	88-73	Louisiana State
12/13/1980	3/17	A	L	68-72	Stephen F. Austin
12/15/1980	3/1	A	L	53-77	Louisiana Tech
12/17/1980	6/nr	N30	W	73-68 (OT)	Georgia
1/3/1981	7/8	H	L	62-65	UCLA
1/10/1981	9/nr	H	W	64-52	Illinois State
1/12/1981	9/10	H	W	65-54	South Carolina
1/15/1981	7/14	A	W	93-91 (OT)	Maryland
1/17/1981	7/nr	A	W	81-66	East Tenn. State
1/21/1981	7/nr	A	L	64-72	Clemson
1/26/1981	7/nr	H	W	76-72	North Carolina

SEC TOURNAMENT (5th), Baton Rouge, La.

1/30/1981	10/nr	N31	L	71-77	Alabama
-----------	-------	-----	---	-------	---------

(Regular Season Contests)

2/2/1981	10/8	H	W	78-71	USC
2/6/1981	11/10	H	W	81-65	Kentucky
2/8/1981	11/nr	H	W	68-54	Alabama
2/12/1981	7/nr	H	W	69-63	Tennessee Tech
2/16/1981	7/2	A	W	76-70	Old Dominion
2/21/1981	7/15	A	W	72-63	NC State

TCWSF CHAMPIONSHIPS (1st), Memphis, Tenn.

2/26/1981	4/nr	N3	W	71-41	Tennessee-Martin
2/27/1981	4/nr	N3	W	66-47	Middle Tennessee State
2/28/1981	4/nr	N3	W	75-48	East Tenn. State

AIAW REGION II CHAMPIONSHIPS (1st), Knoxville, Tenn. / Norfolk, Va.

3/10/1981	3/nr	H	W	81-54	Virginia
-----------	------	---	---	-------	----------

3/13/1981	3/10	N32	W	58-49	Kentucky
3/14/1981	3/6	A32	W	65-64	Old Dominion

AIAW NATIONAL PLAYOFFS, Knoxville, Tenn.

3/21/1981	2/nr	H	W	78-63	Illinois State
3/24/1981	2/9	H	W	79-67	Maryland

AIAW CHAMPIONSHIPS (2nd), Eugene, Ore.

3/27/1981	2/3	N33	W	68-65	Old Dominion
3/29/1981	2/1	N33	L	59-79	Louisiana Tech

1981-82 (22-10)

Final AP Ranking 4th

NCAA Mideast Regional Champions

Date	AP Rk	Site	W/L	Score	Opponent
11/22/1981	2/18	H	L	74-80	Stephen F. Austin
11/28/1981	2/nr	A	W	85-73	Florida
12/2/1981	7/2	A	L	54-66	Old Dominion
12/6/1981	10/nr	H	W	99-77	Vanderbilt
12/8/1981	10/nr	A	L	60-78	Colorado
12/9/1981	10/4	A	L	70-86	USC
12/13/1981	14/17	A	W	71-66	UCLA
12/16/1981	14/nr	N34	W	55-46	Washington State
12/17/1981	14/nr	N34	L	82-83(2OT)	Ohio State
12/18/1981	14/nr	N34	W	73-62	Oregon State
1/4/1982	20/nr	A	W	80-63	Vanderbilt
1/7/1982	20/nr	H	W	83-68	Kansas State
1/10/1982	nr/1	H	L	64-72	Louisiana Tech
1/17/1982	nr/13	A	L	63-66	Georgia
1/21/1982	nr/nr	H	W	91-60	Clemson
1/23/1982	nr/3	A	L	57-68	Rutgers
1/25/1982	nr/12	A	W	87-81	South Carolina
1/28/1982	nr/8	H	W	81-75	Kentucky
1/30/1982	nr/nr	A	W	76-62	North Carolina
2/1/1982	nr/nr	H	W	83-67	Florida
2/7/1982	20/14	H	W	98-74	Penn State
2/11/1982	20/15	H	W	65-52	Georgia
2/14/1982	13/4	H	W	62-58	Old Dominion
2/18/1982	13/14	A	W	65-61	Kentucky
2/20/1982	13/9	H	W	70-62	Maryland

SEC TOURNAMENT (2nd), Lexington, Ky.

2/26/1982	8/nr	N6	W	80-75	Vanderbilt
2/27/1982	8/18	N6	W	55-44	Georgia
2/28/1982	11/13	A6	L	74-80	Kentucky

NCAA FIRST ROUND, Knoxville, Tenn.

3/13/1982	10/nr	H	W	72-56	Jackson State
-----------	-------	---	---	-------	---------------

NCAA MIDEAST REGIONAL CHAMPIONSHIPS (1st), Knoxville, Tenn.

3/19/1982	8/15	H	W	78-63	Memphis State
3/21/1982	8/5	H	W	91-90 (OT)	USC

NCAA FINAL FOUR (3rd), Norfolk, Va.

3/26/1982	8/1	N35	L	46-69	Louisiana Tech
-----------	-----	-----	---	-------	----------------

1982-83 (25-8, 7-1 SEC, 1st East)

Final AP Ranking 10th

Date	AP Rk	Site	W/L	Score	Opponent
11/22/1982	4/nr	H	W	93-70	West Virginia
11/24/1982	4/nr	H	W	108-65	North Carolina
11/30/1982	4/3	H	L	72-78 (OT)	Old Dominion
12/3/1982	4/nr	N36	W	69-56	St. John's
12/4/1982	4/13	N36	W	84-62	South Carolina
12/6/1982	5/1	H	L	71-81	USC
12/9/1982	5/10	A	L	59-74	Texas
12/11/1982	5/nr	A	W	76-67	Stephen F. Austin
12/14/1982	9/2	A	L	64-80	Louisiana Tech
12/17/1982	9/nr	A	W	83-73	Louisiana State
1/2/1983	12/nr	H	W	78-66	Alabama-Birmingham
1/4/1983	12/nr	A	W	56-47	Virginia Tech
1/8/1983	12/15	A	W	69-67	Mississippi
1/12/1983	11/nr	H	W	98-70	Vanderbilt
1/16/1983	8/9	A	W	74-54	Georgia
1/19/1983	8/16	H	W	81-61	Rutgers
1/23/1983	8/nr	A	W	94-62	Florida
1/28/1983	8/nr	A	W	73-60	Pittsburgh
1/30/1983	8/19	A	W	75-60	Penn State
2/2/1983	8/nr	H	W	70-69	Florida
2/6/1983	6/19	H	W	91-78	NC State
2/9/1983	6/4	A	W	95-85	Kentucky
2/12/1983	6/10	H	W	73-59	Georgia
2/14/1983	4/9	A	L	66-90	Old Dominion
2/16/1983	4/nr	H	W	87-67	South Carolina
2/19/1983	4/nr	A	W	94-79	Vanderbilt
2/27/1983	8/6	H	L	69-81	Kentucky



# YEAR-BY-YEAR RESULTS

## SEC TOURNAMENT (3rd), Knoxville, Tenn.

3/4/1983	8/nr	H	W	91-73	Alabama
3/5/1983	8/12	H	L	65-71	Georgia
3/6/1983	10/15	H	W	83-75	Auburn

## NCAA FIRST ROUND, Knoxville, Tenn.

3/19/1983	9/nr	H	W	86-51	South Carolina State
-----------	------	---	---	-------	----------------------

## NCAA MIDEAST REGIONAL CHAMPIONSHIPS (2nd), Notre Dame, Ind.

3/25/1983	9/13	N37	W	90-83 (3OT)	Mississippi
3/27/1983	9/8	N37	L	63-67	Georgia

## 1983-84 (23-10, 7-1 SEC, 1st East)

Final AP Ranking 15th

### NCAA Mideast Regional Champions

Date	AP Rk	Site	W/L	Score	Opponent
11/13/1983		H	W-ex	94-80	Hungarian National Tm.
11/19/1983	5/nr	N38	W	52-47	West Virginia
11/22/1983	5/nr	H	W	85-69	South Carolina State
11/25/1983	5/nr	A39	W	71-56	Notre Dame
11/26/1983	5/1	N39	L	64-78	USC
11/29/1983	5/11	H	W	67-63	Old Dominion
12/1/1983	5/4	H	L	65-66	Texas
12/4/1983	7/nr	H	W	54-50	Minnesota
12/8/1983	7/1	A	L	66-81	USC
12/10/1983	7/nr	A	W	73-70	UCLA
12/13/1983	9/5	A	L	51-56	Long Beach State
1/2/1984	11/nr	A	W	75-59	North Carolina
1/4/1984	11/nr	H	W	88-64	Pittsburgh
1/8/1984	8/nr	A	W	78-70	Florida
1/10/1984	8/nr	H	W	77-63	Virginia Tech
1/14/1984	8/16	A	L	59-65	NC State
1/18/1984	12/1	H	L	63-81	Louisiana Tech
1/22/1984	11/4	H	W	64-59	Georgia
1/25/1984	11/nr	A	W	75-63	Kentucky
1/29/1984	9/nr	H	W	68-65	Penn State
1/31/1984	9/nr	H	W	69-49	Florida
2/3/1984	9/8	H	W	82-80	Louisiana State
2/5/1984	7/nr	A	W	82-73	Vanderbilt
2/8/1984	7/nr	A	W	71-66	South Carolina
2/12/1984	6/nr	H	W	67-65	Kentucky
2/15/1984	6/7	H	L	65-67	Mississippi
2/19/1984	10/4	A	L	65-84	Georgia
2/26/1984	10/nr	H	W	74-72	Vanderbilt

## SEC TOURNAMENT (5th), Athens, Ga.

3/3/1984	10/17	N40	L	66-85	Alabama
----------	-------	-----	---	-------	---------

## NCAA FIRST ROUND, Knoxville, Tenn.

3/17/1984	15/nr	H	W	70-52	Middle Tennessee St.
-----------	-------	---	---	-------	----------------------

## NCAA MIDEAST REGIONAL CHAMPIONSHIPS (1st), Knoxville, Tenn.

3/23/1984	15/12	H	W	65-58	Alabama
3/25/1984	15/3	H	W	73-61	Georgia

## NCAA FINAL FOUR (2nd), Los Angeles, Calif.

3/30/1984	15/9	N41	W	82-73	Cheyney
4/1/1984	15/5	N41	L	61-72	USC

\* The USA Today/ESPN poll began as a top 25 on Jan. 23, 1985.

## 1984-85 (22-10, 4-4 SEC, 2nd East)

Final AP Ranking 13th

Final ESPN Ranking 13th

### SEC Champions

Date	AP Rk	ESPN Rk	Site	W/L	Score	Opponent
11/19/1984	14/nr		N42	W	56-54	S. Illinois
11/20/1984	14/nr		A42	W	70-62	W. Kentucky
11/24/1984	14/nr		H	W	62-57	Notre Dame
11/26/1984	12/nr		H	L	69-72	Cincinnati
11/30/1984	12/nr		N43	L	53-68	NE Louisiana
12/1/1984	12/nr		N43	W	77-58	Nebraska
12/5/1984	16/nr		H	W	78-54	Chattanooga
12/7/1984	16/nr		H	W	84-70	N. Carolina
12/9/1984	15/3		A	L	72-78	Georgia
12/11/1984	15/2		A	L	60-91	Texas
12/13/1984	15/7		A	L	57-73	La. Tech
1/6/1985	nr/nr		H	W	72-57	UCLA
1/8/1985	nr/6		H	W	71-60	USC
1/12/1985	nr/nr		H	W	61-59	West Virginia
1/16/1985	nr/nr		A	L	77-84	Vanderbilt
1/19/1985	nr/17		H	W	72-57	NC State
1/21/1985	nr/nr		H	W	69-61	Florida
1/23/1985	nr/15	18/14	H	L	72-76 (OT)	Kentucky
1/25/1985	nr/1	18/1	A	W	67-64	Old Dominion

1/27/1985	nr/12	18/10	A	L	74-79	Penn State
2/2/1985	nr/5	20/5	H	L	56-72	Georgia
2/8/1985	nr/nr	24/nr	A	W	67-56	Florida State
2/10/1985	nr/nr	24/25	A	W	83-74	Florida
2/13/1985	nr/19	24/16	A	W	77-66	Kentucky
2/16/1985	nr/nr	23/10	H	W	82-71	Vanderbilt
2/18/1985	20/nr	24/nr	H	W	66-58	South Carolina
2/20/1985	20/11	23/10	H	W	77-72	W. Kentucky

## SEC TOURNAMENT (1st), Knoxville Tenn., / Oxford, Miss.

2/27/1985	18/nr	24/nr	H	W	85-78	Louisiana St.
3/3/1985	15/6	24/3	A44	W	79-71	Mississippi
3/4/1985	15/9	24/10	N44	W	63-60	Auburn

## NCAA FIRST ROUND, Knoxville, Tenn.

3/16/1985	13/nr	15/21	H	W	65-55	Virginia
-----------	-------	-------	---	---	-------	----------

## NCAA MIDEAST REGIONAL CHAMP. (3rd), Bowling Green, Ky.

3/22/1985	13/6	13/7	N45	L	60-63	Mississippi
-----------	------	------	-----	---	-------	-------------

## 1985-86 (24-10, 5-4 SEC, 5th)

Final AP Ranking 15th

Final ESPN Ranking 5th

### NCAA Mideast Regional Champions

Date	AP Rk	ESPN Rk	Site	W/L	Score	Opponent
11/19/1985			H	W-ex	82-57	Marathon Oil
11/24/1985	9/nr	11/nr	H	W	74-56	East Carolina
11/27/1985	9/nr	11/nr	H	W	71-57	Illinois
12/1/1985	11/1	11/1	H	L	52-74	Texas
12/6/1985	11/nr	14/nr	N46	W	68-56	Kansas St.
12/7/1985	11/nr	14/nr	N46	W	75-69	E. Illinois
12/9/1985	11/nr	14/nr	A	W	71-63	Notre Dame
12/13/1985	11/4	15/3	A	L	77-85	USC
12/15/1985	13/nr	15/nr	A	W	68-64	UCLA
12/18/1985	13/nr	14/nr	N47	W	81-63	Toledo
12/20/1985	13/nr	14/nr	A	W	130-38	Hawaii Pacific
1/4/1986	11/nr	13/nr	A	W	74-58	West Virginia
1/6/1986	11/nr	13/nr	A	W	70-54	South Carolina
1/8/1986	11/nr	12/nr	H	W	98-39	East Tenn. St.
1/11/1986	11/19	12/16	A	L	68-82	North Carolina
1/13/1986	12/17	12/17	A	W	67-65	NC State
1/18/1986	12/nr	13/nr	H	W	89-71	Alabama
1/20/1986	11/8	13/10	H	W	60-50	Louisiana St.
1/24/1986	11/nr	11/24	A	L	82-96	Kentucky
1/26/1986	11/nr	11/nr	H	W	89-43	Florida State
1/29/1986	11/2	15/2	A	L	74-84	Georgia
2/2/1986	10/nr	15/nr	H	W	82-60	Florida
2/5/1986	10/8	12/8	A	L	54-68	Mississippi
2/8/1986	10/11	12/13	H	L	60-66	Auburn
2/10/1986	14/3	12/5	H	L	56-59	La. Tech
2/15/1986	14/nr	14/24	H	W	94-81	Vanderbilt
2/17/1986	15/nr	14/nr	H	W	114-63	Tennessee St.
2/20/1986	15/nr	12/nr	H	W	79-68	Old Dominion
2/22/1986	15/nr	12/nr	A	W	72-51	Mississippi St.
2/24/1986	14/nr	12/nr	A	W	94-79	Memphis St.

## SEC TOURNAMENT (5th), Athens, Ga.

3/1/1986	14/12	14/11	N40	L	78-83	Mississippi
----------	-------	-------	-----	---	-------	-------------

## NCAA FIRST ROUND, Knoxville, Tenn.

3/16/1986	15/14	16/14	H	W	73-68	Iowa
-----------	-------	-------	---	---	-------	------

## NCAA MIDEAST REGIONAL CHAMPIONSHIPS (1st), Iowa City, Iowa

3/20/1986	15/2	5/4	N48	W	85-82	Georgia
3/22/1986	15/9	5/8	N48	W	67-65	Louisiana St.

## NCAA FINAL FOUR (3rd), Lexington, Ky.

3/28/1986	15/3	5/2	N6	L	59-83	USC
-----------	------	-----	----	---	-------	-----

## 1986-87 (28-6, 6-3 SEC, 4th)

Final AP Ranking 7th

Final ESPN Ranking 1st

### NCAA Mideast Regional Champions

### NCAA NATIONAL CHAMPIONS

Date	AP Rk	ESPN Rk	Site	W/L	Score	Opponent
11/29/1986	3/nr	3/nr	N49	W	86-70	Providence
11/30/1986	3/8	3/9	A49	W	74-56	Iowa
12/4/1986	3/nr	3/nr	H	W	66-40	Dayton
12/6/1986	3/20	3/20	H	W	86-65	NC State
12/14/1986	3/1	3/1	A	W	85-78	Texas
12/20/1986	1/nr	1/nr	H	W	81-58	UCLA
12/27/1986	1/nr	1/21	N50	W	76-66	St. Joseph's
12/28/1986	1/7	1/7	N50	W	89-75	USC
12/29/1986	1/2	1/2	N50	L	74-88	Texas
1/4/1987	1/nr	1/22	H	W	87-68	North Carolina
1/7/1987	2/nr	2/nr	A	W	99-90	Old Dominion





YEAR-BY-YEAR RESULTS

1/11/1987	2/nr	2/nr	H	W	76-64	Kentucky
1/14/1987	2/3	2/3	A	L	69-75	Auburn
1/17/1987	2/nr	2/nr	A	W	90-72	Florida
1/20/1987	3/nr	3/nr	A	W	74-71	Northwestern
1/24/1987	3/12	3/13	H	W	78-72	Georgia
1/28/1987	3/nr	3/nr	H	W	91-81	Memphis St.
1/31/1987	3/8	3/8	H	L	65-69	Mississippi
2/2/1987	5/nr	3/nr	H	W	100-74	Georgia Tech
2/4/1987	5/14	6/13	A	L	76-77	Vanderbilt
2/7/1987	5/9	6/9	A	W	84-73	Louisiana St.
2/9/1987	7/5	6/8	A	L	60-72	La. Tech
2/14/1987	7/nr	8/nr	H	W	90-55	Notre Dame
2/19/1987	9/nr	8/nr	H	W	80-56	S. Carolina
2/21/1987	9/nr	8/nr	H	W	84-53	Mississippi St.
2/25/1987	8/nr	8/nr	A	W	108-77	Alabama
3/1/1987	8/nr	8/nr	H	W	91-44	UNC-Charlotte

SEC TOURNAMENT (3rd), Albany, Ga.

3/5/1987	8/14	8/15	N51	W	64-63	Louisiana St.
3/6/1987	8/2	8/2	N51	L	96-102	Auburn

NCAA FIRST ROUND, Knoxville, Tenn.

3/15/1987	7/nr	7/nr	H	W	95-59	Tennessee Tech
-----------	------	------	---	---	-------	----------------

NCAA MIDEAST REGIONAL CHAMPIONSHIPS (1st), Knoxville, Tenn.

3/19/1987	7/11	1/10	H	W	66-58	Virginia
3/21/1987	7/2	1/6	H	W	77-61	Auburn

NCAA FINAL FOUR (1st), Austin, Texas

3/27/1987	7/4	1/4	N52	W	74-64	Long Beach St.
3/29/1987	7/3	1/2	N52	W	67-44	La. Tech

(Brazil Tour)	Site	W/L	Score	Opponent
6/14/1987	A	L-ex	71-104	UNIMEP Sao Paulo
6/17/1987	N53	L-ex	62-85	Prague University
6/18/1987	N53	W-ex	88-44	Argentinean Ntnl Tm.
6/19/1987	N53	L-ex	74-86	S. Korean Ntnl. Tm.
6/20/1987	A53	L-ex	68-105	Brazilian Ntnl. Tm.

1987-88 (31-3, 8-1 SEC, 2nd)

Final AP Ranking 1st

Final ESPN Ranking 3rd

SEC Tournament Champions

NCAA East Regional Champions

H-Thompson-Boling Arena

Date	AP Rk	ESPN Rk	Site	W/L	Score	Opponent
11/23/1987			H	W-ex	93-77	Australian Ntnl
11/27/1987	1/nr	1/nr	N54	W	91-52	Indiana
11/28/1987	1/18	1/18	N54	W	83-52	Old Dominion
12/3/1987	1/nr	1/nr	H	W	102-59	Stetson
12/9/1987	1/2	1/2	H	L	78-97	Texas
12/13/1987	1/nr	1/nr	A	W	89-63	UCLA
12/16/1987	3/nr	4/nr	A	W	91-56	Oregon State
12/19/1987	3/nr	4/nr	H	W	115-40	E. Kentucky
12/20/1987	3/nr	4/nr	H	W	103-76	N. Illinois
1/3/1988	3/20	4/20	A	W	93-59	Illinois
1/5/1988	4/nr	4/nr	H	W	78-65	Northwestern
1/9/1988	4/2	4/3	H	L	68-71	Auburn
1/11/1988	4/nr	4/nr	A	W	96-79	Georgia Tech
1/14/1988	4/nr	4/nr	H	W	91-68	Old Dominion
1/17/1988	4/nr	4/20	H	W	104-67	Vanderbilt
1/20/1988	4/nr	4/nr	A	W	85-80	South Carolina
1/23/1988	4/nr	4/nr	H	W	97-70	Alabama
1/27/1988	4/nr	4/nr	A	W	97-73	Memphis St.
1/31/1988	4/13	4/12	A	W	82-79	Georgia
2/3/1988	4/nr	4/nr	A	W	91-71	Notre Dame
2/6/1988	4/7	4/7	A	W	78-67	Mississippi
2/8/1988	4/nr	4/nr	A	W	81-74	Mississippi St.
2/13/1988	4/nr	4/nr	H	W	89-82	Louisiana St.
2/15/1988	3/5	4/2	H	W	76-74	Louisiana Tech
2/18/1988	3/nr	3/nr	A	W	99-75	Kentucky
2/21/1988	3/nr	3/nr	H	W	108-53	Florida
2/25/1988	3/nr	3/nr	A	W	88-65	N. Carolina
2/27/1988	3/nr	3/nr	H	W	104-51	Tennessee St.

SEC TOURNAMENT (1st), Albany, Ga.

3/5/1988	3/nr	2/nr	N51	W	100-66	Kentucky
3/6/1988	3/17	2/17	N51	W	82-76	Georgia
3/7/1988	3/1	2/1	N51	W	73-70	Auburn

NCAA SECOND ROUND, Knoxville, Tenn.

3/19/1988	1/nr	1/23	H	W	94-66	Wake Forest
-----------	------	------	---	---	-------	-------------

NCAA EAST REGIONAL CHAMPIONSHIPS (1st), Norfolk, Va.

3/24/1988	1/14	3/15	N32	W	72-52	James Madison
3/26/1988	1/10	3/7	N32	W	84-76	Virginia

NCAA FINAL FOUR (3rd), Tacoma, Wash.

4/1/1988	1/5	3/1	N55	L	59-68	Louisiana Tech
----------	-----	-----	-----	---	-------	----------------

1988-89 (35-2, 8-1 SEC, 2nd)

Final AP Ranking 1st

Final ESPN Ranking 1st

SEC Tournament Champions

NCAA East Regional Champions

NCAA NATIONAL CHAMPIONS

Date	AP Rk	ESPN Rk	Site	W/L	Score	Opponent
11/21/1988			H	W-ex	81-54	French National
11/25/1988	1/nr	1/nr	N56	W	81-50	Illinois
11/26/1988	1/13	1/13	N56	W	70-48	Washington
11/27/1988	1/6	1/6	N56	W	62-61 (OT)	La. Tech
12/3/1988	1/2	1/2	H	W	88-74	Long Beach St.
12/6/1988	1/17	1/18	H	W	102-69	USC
12/18/1988	1/5	1/5	H	W	83-60	Stanford
12/20/1988	1/nr	1/nr	H	W	82-50	UCLA
12/29/1988	1/nr	1/24	N57	W	82-61	Wake Forest
12/30/1988	1/10	1/11	A57	W	93-53	Rutgers
1/1/1989	1/nr	1/nr	H	W	84-39	W. Michigan
1/4/1989	1/nr	1/24	A	W	93-58	Old Dominion
1/6/1989	1/3	1/3	A	L	59-67	Auburn
1/9/1989	2/nr	1/nr	A	W	97-62	Stetson
1/14/1989	2/3	2/3	H	W	68-61	Mississippi
1/16/1989	2/nr	2/nr	H	W	79-54	Mississippi St.
1/21/1989	2/nr	2/nr	H	W	101-57	Kentucky
1/23/1989	2/nr	2/nr	H	W	78-44	S. Illinois
1/26/1989	2/nr	2/23	A	W	80-60	Vanderbilt
1/29/1989	2/5	2/4	H	W	78-64	Georgia
1/31/1989	2/11	2/11	A	L	67-69	Texas
2/4/1989	2/17	2/17	H	W	60-54	South Carolina
2/6/1989	3/nr	2/nr	H	W	85-50	Memphis St.
2/11/1989	3/18	3/19	A	W	89-65	Louisiana St.
2/14/1989	3/2	3/2	A	W	72-65	La. Tech
2/15/1989	3/nr	3/nr	H	W	88-71	Georgia Tech
2/18/1989	3/nr	3/nr	A	W	85-52	Florida
2/20/1989	2/nr	3/nr	H	W	98-43	Notre Dame
2/24/1989	2/nr	2/nr	A	W	76-57	W. Kentucky
2/26/1989	2/nr	2/nr	A	W	81-65	Alabama

SEC TOURNAMENT (1st)

3/4/1989	2/nr	2/nr	N51	W	89-61	Alabama
3/5/1989	2/12	2/11	N51	W	82-60	Mississippi
3/6/1989	2/1	2/1	N51	W	66-51	Auburn

NCAA SECOND ROUND, Knoxville, Tenn.

3/18/1989	1/18	1/nr	H	W	91-61	La Salle
-----------	------	------	---	---	-------	----------

NCAA EAST REGIONAL CHAMPIONSHIPS (1st), Bowling Green, Ky.

3/23/1989	1/nr	1/15	N45	W	80-47	Virginia
3/25/1989	1/7	1/7	N45	W	94-80	Long Beach St.

NCAA FINAL FOUR (1st), Tacoma, Wash.

3/31/1989	1/5	1/3	N55	W	77-65	Maryland
4/2/1989	1/2	1/2	N55	W	76-60	Auburn

\* The Associated Press poll began ranking the top 25 teams prior to the 1989-90 season.

1989-90 (27-6, 8-1 SEC, 1st)

Final AP Ranking 4th

Final ESPN Ranking 5th

SEC Champions

Date	AP Rk	ESPN Rk	Site	W/L	Score	Opponent
11/13/1989			H	W-ex	97-54	Arvika (Sweden)
11/26/1989	1/nr	1/nr	H	W	112-39	Stetson
11/28/1989	1/nr	1/nr	H	W	81-55	Virginia Tech
12/1/1989	1/nr	1/nr	A	W	98-57	W. Michigan
12/3/1989	1/nr	1/nr	A	W	77-54	Notre Dame
12/6/1989	1/14	1/15	A	W	77-69	Maryland
12/9/1989	1/2	1/2	H	L	58-59	La. Tech
12/15/1989	2/3	2/3	A	L	71-85	Stanford
12/17/1989	2/nr	2/nr	A	W	77-55	UCLA
12/19/1989	4/8	4/8	A	L	58-62	Long Beach St.
12/22/1989	4/nr	4/nr	A	W	87-53	USC
1/2/1990	5/nr	7/nr	H	W	84-57	Illinois
1/4/1990	5/nr	5/nr	H	W	78-58	W. Kentucky
1/6/1990	5/22	5/21	H	W	81-61	Old Dominion
1/11/1990	5/nr	5/nr	A	W	88-69	Memphis St.
1/13/1990	5/nr	5/nr	A	W	63-57	Mississippi
1/20/1990	3/6	3/7	H	W	76-70	Texas
1/22/1990	3/nr	3/nr	A	W	76-60	Kentucky
1/25/1990	3/15	3/15	A	W	70-69	S. Carolina
1/28/1990	5/4	3/7	A	L	76-81	Georgia
2/3/1990	5/14	6/14	H	W	76-65	Auburn



# YEAR-BY-YEAR RESULTS

2/5/1990	5/23	6/24	H	W	83-62	N. Illinois
2/7/1990	5/nr	5/nr	A	W	76-55	Mississippi St.
2/10/1990	5/14	5/14	H	W	86-60	Louisiana St.
2/14/1990	4/nr	4/nr	H	W	95-73	Fla. Atlantic
2/17/1990	4/nr	4/nr	H	W	75-42	Florida
2/22/1990	4/nr	4/nr	H	W	88-77	Vanderbilt
2/24/1990	4/nr	4/nr	H	W	80-65	Alabama

## SEC TOURNAMENT (2nd), Albany, Ga.

3/3/1990	3/nr	3/nr	N51	W	81-56	Florida
3/4/1990	3/6	3/6	N51	W	73-54	Georgia
3/5/1990	3/11	3/11	N51	L	77-78	Auburn

## NCAA SECOND ROUND, Knoxville, Tenn.

3/18/1990	4/nr	4/nr	H	W	87-68	Old Dominion
-----------	------	------	---	---	-------	--------------

## NCAA EAST REGIONAL CHAMPIONSHIPS (2nd), Norfolk, Va.

3/22/1990	4/nr	5/19	N32	W	80-62	Clemson
3/24/1990	4/12	5/4	N32	L	75-79 (OT)	Virginia

## 1990-91 (30-5, 6-3 SEC, 3rd)

Final AP Ranking 4th

Final ESPN Ranking 1st

NCAA Mid-east Regional Champions

NCAA NATIONAL CHAMPIONS

Date	AP Rk	ESPN Rk	Site	W/L	Score	Opponent
11/21/1990			H	W-ex	96-64	A. in A.
11/25/1990	6/2	6/2	H	W	95-80	Stanford
12/1/1990	3/7	3/7	A	L	77-90	NC State
12/3/1990	6/nr	3/nr	A	W	64-54	Virginia Tech
12/6/1990	6/nr	6/nr	A	L	66-80	Vanderbilt
12/9/1990	6/23	6/23	H	W	82-71	Maryland
12/13/1990	10/nr	8/nr	A	W	77-64	Maine
12/16/1990	10/nr	8/nr	H	W	113-86	UCLA
12/21/1990	9/nr	8/nr	A	W	85-52	Illinois
12/29/1990	7/nr	7/nr	N58	W	85-69	Ohio State
12/30/1990	7/8	7/8	N58	W	84-77	Stanford
1/2/1991	5/nr	7/nr	H	W	91-63	Mississippi St.
1/6/1991	5/nr	5/nr	A	W	93-62	Old Dominion
1/9/1991	4/nr	3/nr	A	W	86-61	Alabama
1/12/1991	4/nr	3/nr	H	W	80-70	Kentucky
1/14/1991	2/nr	3/nr	H	W	80-54	Richmond
1/16/1991	2/nr	2/nr	A	W	71-70 (OT)	Florida
1/19/1991	2/10	2/10	A	L	65-70	Auburn
1/21/1991	4/10	2/11	A	W	79-77	Louisiana St.
1/24/1991	4/nr	4/nr	H	W	77-61	S. Carolina
1/26/1991	4/15	4/14	H	W	64-54	Mississippi
1/28/1991	3/4	4/5	H	L	74-81	Georgia
2/2/1991	3/nr	3/nr	H	W	94-67	Tennessee Tech
2/5/1991	5/nr	5/nr	A	W	77-74	Louisiana Tech
2/9/1991	5/20	5/19	H	W	88-71	Notre Dame
2/13/1991	4/nr	4/nr	H	W	105-43	DePaul
2/21/1991	4/nr	4/nr	H	W	93-46	Memphis St.
2/23/1991	4/15	4/15	A	W	64-55	Texas

## SEC TOURNAMENT (2nd), Albany, Ga.

3/2/1991	4/nr	4/nr	N51	W	62-60	Vanderbilt
3/3/1991	4/5	4/5	N51	W	70-62	Auburn
3/4/1991	3/10	4/12	N51	L	75-80	Louisiana St.

## NCAA SECOND ROUND, Knoxville, Tenn.

3/17/1991	4/nr	3/nr	H	W	55-47	SW Missouri St.
-----------	------	------	---	---	-------	-----------------

## NCAA MIDEAST REGIONAL CHAMPIONSHIPS (1st), Knoxville, Tenn.

3/21/1991	4/10	3/11	H	W	68-61	W. Kentucky
3/23/1991	4/6	3/6	H	W	69-65	Auburn

## NCAA FINAL FOUR (1st), New Orleans, La.

3/30/1991	4/11	3/10	N59	W	68-60	Stanford
3/31/1991	4/2	3/2	N59	W	70-67 (OT)	Virginia

## 1991-92 (28-3, 10-1 SEC, 2nd)

Final AP Ranking 2nd

Final ESPN Ranking 5th

SEC Tournament Champions

Date	AP Rk	ESPN Rk	Site	W/L	Score	Opponent
11/18/1991			H	W-ex	96-63	Mexican Nat.
11/22/1991	1/21	1/nr	H	W	90-70	La. Tech
11/24/1991	1/nr	1/nr	H	W	86-71	Maine
12/2/1991	1/nr	1/nr	A	W	79-56	UNC-Charlotte
12/14/1991	1/3	1/3	A	L	95-96 (OT)	Stanford
12/16/1991	3/nr	1/nr	A	W	73-71	Santa Clara
12/19/1991	3/19	3/19	N60	W	86-72	Texas
12/28/1991	3/7	3/7	H61	W	82-81	Penn State

(British Tour)

1/2/1992	N62	W-ex	98-44			Copenhagen (Den.)
1/4/1992	N62	W-ex	70-65			Solna (Sweden)

1/5/1992	N62	L-ex	82-84			Minsk (Belarus)
----------	-----	------	-------	--	--	-----------------

(Regular Season Contests)

1/8/1992	3/22	3/22	H	W	85-69	Louisiana St.
1/10/1992	3/nr	3/nr	A	W	70-62	DePaul
1/12/1992	2/nr	3/nr	A	W	85-82	Notre Dame
1/15/1992	2/nr	2/nr	A	W	78-58	South Carolina
1/18/1992	2/10	2/9	A	L	78-80 (OT)	Mississippi
1/21/1992	4/nr	4/nr	H	W	108-26	FAU
1/24/1992	4/nr	4/nr	A	W	78-61	N. Illinois
1/26/1992	4/24	4/24	H	W	82-72	Alabama
1/30/1992	4/nr	4/nr	H	W	69-54	Auburn
2/2/1992	4/13	4/11	H	W	70-53	Vanderbilt
2/4/1992	4/nr	4/nr	H	W	75-59	Old Dominion
2/8/1992	4/nr	4/nr	A	W	77-52	Kentucky
2/10/1992	3/nr	4/nr	H	W	100-72	Youngstown St.
2/12/1992	3/nr	3/nr	A	W	78-56	Mississippi St.
2/15/1992	3/nr	3/nr	A	W	55-51	Georgia
2/19/1992	2/nr	2/nr	A	W	118-59	Memphis St.
2/22/1992	2/nr	2/nr	H	W	90-69	Florida
2/25/1992	2/24	2/24	H	W	86-68	Texas
2/29/1992	2/nr	2/nr	H	W	105-59	Arkansas

## SEC TOURNAMENT (1st), Albany, Ga.

3/7/1992	2/nr	2/nr	N51	W	70-65	Louisiana St.
3/8/1992	2/nr	2/nr	N51	W	94-80	Kentucky
3/9/1992	2/24	2/nr	N51	W	73-66	Georgia

## NCAA SECOND ROUND, Knoxville, Tenn.

3/21/1992	2/nr	2/nr	H	W	97-56	Rutgers
-----------	------	------	---	---	-------	---------

## NCAA MIDEAST REGIONAL CHAMP. (3rd), West Lafayette, Ind.

3/26/1992	2/15	2/15	N63	L	70-75	W. Kentucky
-----------	------	------	-----	---	-------	-------------

## 1992-93 (29-3, 11-0 SEC, 1st)

Final AP Ranking 2nd

Final ESPN Ranking 5th

SEC Champions

Date	AP Rk	ESPN Rk	Site	W/L	Score	Opponent
11/22/1992			H	L-ex	68-70	A. in A.
11/30/1992			H	W-ex	84-70	MTK Budapest
12/4/1992	2/nr	2/nr	N56	W	69-60	Oklahoma St.
12/5/1992	2/8	2/8	N56	W	94-71	S.F. Austin
12/6/1992	2/1	2/1	N56	W	74-73 (OT)	Stanford
12/9/1992	1/nr	1/nr	H	W	89-45	UNC-Charlotte
12/18/1992	1/11	1/11	A	W	83-76	La. Tech
12/21/1992	1/2	1/2	H	W	84-79	Stanford
12/29/1992	1/nr	1/nr	N64	W	73-53	G. Washington
12/30/1992	1/6	1/6	A64	L	72-77	Maryland
1/2/1993	1/nr	1/nr	A	W	68-60	Old Dominion
1/4/1993	1/nr	1/nr	H	W	79-48	Notre Dame
1/7/1993	2/nr	2/nr	A	W	95-61	Louisiana St.
1/9/1993	2/nr	2/nr	H	W	109-62	Mississippi St.
1/12/1993	2/9	2/8	A	W	70-59	Auburn
1/16/1993	2/nr	2/nr	H	W	64-53	Mississippi
1/19/1993	2/nr	2/nr	H	W	93-74	Rutgers
1/21/1993	2/21	2/21	H	W	60-48	DePaul
1/23/1993	2/nr	2/nr	A	W	86-74	Alabama
1/25/1993	2/nr	2/nr	H	W	93-50	Providence
1/30/1993	2/1	2/1	A	W	73-68	Vanderbilt
2/2/1993	1/13	1/13	A	W	72-58	Texas
2/6/1993	1/25	1/23	H	W	85-61	Kentucky
2/9/1993	1/nr	1/nr	A	W	78-54	Youngstown St.
2/14/1993	1/nr	1/nr	H	W	71-68	Georgia
2/16/1993	1/nr	1/nr	H	W	90-46	Memphis St.
2/18/1993	1/nr	1/nr	H	W	100-57	S. Carolina
2/21/1993	1/nr	1/nr	A	W	88-75	Florida
2/24/1993	1/nr	1/nr	A	W	95-58	E. Kentucky
2/27/1993	1/nr	1/nr	A	W	72-55	Arkansas

## SEC TOURNAMENT (5th), Chattanooga, Tenn.

3/6/1993	1/nr	2/21	N65	L	72-73	Georgia
----------	------	------	-----	---	-------	---------

## NCAA SECOND ROUND, Knoxville, Tenn.

3/20/1993	2/nr	2/nr	H	W	89-66	Northwestern
-----------	------	------	---	---	-------	--------------

## NCAA MIDEAST REGIONAL CHAMPIONSHIPS (2nd), Iowa City, Iowa

3/25/1993	2/17	2/18	N48	W	74-54	N. Carolina
3/27/1993	2/4	2/4	A48	L	56-72	Iowa

## 1993-94 (31-2, 11-0 SEC, 1st)

Final AP Ranking 1st

Final ESPN Ranking 5th

SEC Champions

SEC Tournament Champions

Date	AP Rk	ESPN Rk	Site	W/L	Score	Opponent
11/18/1993			H	W-ex	76-73	A. in A.

GENERAL

STAFF

PLAYERS

REVIEW

HISTORY

FACILITIES

NCAA

SEC

RECORDS

MEDIA INFO





YEAR-BY-YEAR RESULTS

11/21/1993	1/8	1/14	N66	W	80-45	Ohio State
11/23/1993			H	W-ex	89-75	Bulgarian Nat.
11/28/1993	1/nr	1/nr	H	W	82-66	Montana
12/3/1993	1/9	1/8	A	W	81-75	Stanford
12/7/1993	1/nr	1/nr	A	W	65-63	Arizona
12/12/1993	1/23	1/23	H	W	64-48	Maryland
12/18/1993	1/nr	1/nr	H	W	84-69	Florida
12/20/1993	1/7	1/7	H	W	86-82 (OT)	Colorado
12/22/1993	1/10	1/10	H	W	94-60	La. Tech
12/30/1993	1/nr	1/nr	A	W	79-65	Memphis St.
1/2/1994	1/nr	1/nr	H	W	89-67	Arkansas
1/7/1994	1/nr	1/nr	A	W	105-70	Notre Dame
1/9/1994	1/nr	1/nr	H	W	91-69	Louisiana St.
1/13/1994	1/nr	1/nr	H	W	90-49	Old Dominion
1/15/1994	1/21	1/20	H	W	58-46	Auburn
1/17/1994	1/nr	1/nr	A	L	77-87	Rutgers
1/20/1994	1/nr	1/nr	H	W	88-51	Virginia Tech
1/22/1994	1/nr	1/nr	A	W	82-62	Mississippi St.
1/25/1994	2/nr	2/nr	H	W	94-60	Texas
1/29/1994	2/nr	2/nr	A	W	66-56	DePaul
1/31/1994	2/9	2/10	A	W	84-82	Vanderbilt
2/5/1994	2/15	2/15	H	W	85-69	Alabama
2/8/1994	2/nr	2/nr	A	W	91-75	S. Carolina
2/11/1994	2/nr	2/nr	A	W	83-73	Providence
2/13/1994	2/12	2/11	H	W	79-57	Vanderbilt
2/16/1994	1/nr	1/24	A	W	70-60	Mississippi
2/18/1994	1/nr	1/nr	A	W	95-89 (OT)	Kentucky
2/27/1994	1/nr	1/nr	A	W	75-59	Georgia

SEC TOURNAMENT (1st), Chattanooga, Tenn.

3/5/1994	1/nr	1/nr	N65	W	86-72	Georgia
3/6/1994	1/16	1/15	N65	W	72-56	Alabama
3/7/1994	1/13	1/13	N65	W	82-57	Vanderbilt

NCAA FIRST ROUND, Knoxville, Tenn.

3/16/1994	1/nr	1/nr	H	W	111-37	North Carolina A&T
-----------	------	------	---	---	--------	--------------------

NCAA SECOND ROUND, Knoxville, Tenn.

3/19/1994	1/nr	1/nr	H	W	78-66	Clemson
-----------	------	------	---	---	-------	---------

NCAA MIDEAST REGIONAL CHAMPIONSHIPS (3rd), Fayetteville, Ark.

3/24/1994	1/6	1/7	N67	L	68-71	La. Tech
-----------	-----	-----	-----	---	-------	----------

1994-95 (34-3, 11-0 SEC, 1st)

Final AP Ranking 3rd

Final ESPN Ranking 2nd

SEC Champions

2nd NCAA National Championships

Date	AP Rk	ESPN RkSite	W/L	Score	Opponent
11/17/1994			H	W-ex	78-65 A. in A.
11/20/1994	1/3	1/2	N66	W	69-62 La. Tech
11/22/1994			H	W-ex	106-57 Australian Inst.
11/26/1994	1/nr	1/nr	H	W	95-66 Memphis
12/1/1994	1/2	1/2	H	W	105-69 Stanford
12/4/1994	1/nr	1/nr	A	W	95-29 Maryland
12/6/1994	1/15	1/13	H	W	81-63 Purdue
12/9/1994	1/12	1/12	N68	W	84-73 Virginia
12/10/1994	1/7	1/6	N68	W	78-74 Penn State
12/17/1994	1/8	1/8	A	W	78-72 Colorado
12/19/1994	1/nr	1/nr	A	W	66-61 Montana
12/28/1994	1/nr	1/nr	A	W	66-54 Texas
12/31/1994	1/8	1/9	A	W	72-70 Vanderbilt
1/2/1995	1/nr	1/nr	H	W	109-57 Arizona
1/7/1995	1/nr	1/nr	A	W	102-68 Louisiana St.
1/9/1995	1/3	1/3	A	W	62-56 La. Tech
1/12/1995	1/nr	1/nr	H	W	72-55 S. Carolina
1/14/1995	1/nr	1/nr	A	W	68-43 Auburn
1/16/1995	1/2	1/2	A	L	66-77 Connecticut
1/21/1995	2/nr	2/nr	H	W	81-58 Mississippi St.
1/24/1995	2/nr	2/nr	A	W	77-54 Old Dominion
1/29/1995	2/16	2/15	H	W	83-48 Mississippi
2/1/1995	2/14	2/15	A	W	76-69 Florida
2/5/1995	2/16	2/13	A	W	95-44 Alabama
2/7/1995	2/20	2/23	A	W	87-67 Arkansas
2/12/1995	2/7	2/7	H	W	75-55 Vanderbilt
2/14/1995	2/nr	2/nr	H	W	85-54 DePaul
2/19/1995	2/nr	2/nr	H	W	67-41 Kentucky
2/22/1995	2/nr	2/nr	A	W	66-33 Virginia Tech
2/25/1995	2/9	2/9	H	W	83-61 Georgia

SEC TOURNAMENT (2nd), Chattanooga, Tenn.

3/4/1995	2/nr	2/nr	N65	W	74-62 Kentucky
3/5/1995	2/16	2/15	N65	W	84-70 Alabama
3/6/1995	2/9	2/11	N65	L	61-67 Vanderbilt

NCAA SUB-REGIONAL, Knoxville, Tenn.

3/16/1995	3/nr	2/nr	H	W	96-59 Florida A&M
3/18/1995	3/nr	2/nr	H	W	70-44 Florida Int'l

NCAA MIDEAST REGIONAL CHAMPIONSHIPS (1st), Knoxville, Tenn.

3/23/1995	3/9	2/7	H	W	87-65 W. Kentucky
3/25/1995	3/5	2/6	H	W	80-59 Texas Tech

NCAA FINAL FOUR (2nd), Minneapolis, Minn.

4/1/1995	3/12	2/12	N16	W	73-51 Georgia
4/2/1995	3/1	2/1	N16	L	64-70 Connecticut

1995-96 (32-4, 9-2 SEC, 2nd)

Final AP Ranking 4th

Final ESPN Ranking 1st

SEC Champions

NCAA NATIONAL CHAMPIONS

Date	AP Rk	ESPN RkSite	W/L	Score	Opponent
11/11/1995			H	W-ex	85-49 Lithuania
11/19/1995	6/3	6/2	H69	W	78-51 Virginia
11/22/1995			H	L-ex	58-82 U.S. National
11/25/1995	4/nr	2/nr	H	W	75-54 St. Joseph's
11/27/1995	3/10	2/14	H	W	81-44 Texas Tech
12/1/1995	3/nr	2/nr	N70	W	77-42 UAB
12/2/1995	3/7	2/5	N70	W	81-63 Purdue
12/3/1995	3/12	2/12	N70	W	79-67 Penn State
12/8/1995	2/10	2/10	A71	W	82-68 Purdue
12/10/1995	2/nr	2/nr	H	W	83-67 Texas
12/16/1995	2/9	2/9	A	L	72-90 Stanford
12/20/1995	4/nr	4/nr	A	W	76-68 DePaul
12/31/1995	5/nr	4/nr	A	W	84-63 Memphis
1/2/1996	4/21	4/18	H	W	87-67 Florida
1/6/1996	4/2	4/2	H	L	53-59 Connecticut
1/8/1996	4/7	4/9	A	L	71-77 Georgia
1/11/1996	4/15	5/15	H	W	69-47 Old Dominion
1/14/1996	4/nr	5/nr	A	W	60-45 Kentucky
1/17/1996	6/20	5/20	H	W	78-66 Arkansas
1/19/1996	6/2	5/2	H	W	85-82 Vanderbilt
1/22/1996	4/1	5/1	H	W	77-72 La. Tech
1/28/1996	4/18	5/17	H	W	81-69 Alabama
2/4/1996	3/20	3/25	A	L	72-78 Mississippi
2/8/1996	6/8	6/11	A	W	72-61 Wisconsin
2/10/1996	6/nr	6/nr	A	W	92-76 Mississippi St.
2/15/1996	5/nr	5/nr	A	W	79-73 (OT) S. Carolina
2/18/1996	5/20	5/18	H	W	72-67 (OT) Auburn
2/22/1996	5/nr	5/nr	H	W	88-75 Louisiana St.
2/25/1996	5/10	5/9	A	W	79-71 Vanderbilt

SEC TOURNAMENT (1st), Chattanooga, Tenn.

3/2/1996	5/23	5/24	N65	W	73-51 Mississippi
3/3/1996	5/18	5/16	N65	W	74-63 Florida
3/4/1996	4/10	4/10	N65	W	64-60 Alabama

NCAA SUB-REGIONAL, Knoxville, Tenn.

3/16/1996	4/nr	4/nr	H	W	97-56 Radford
3/18/1996	4/nr	4/nr	H	W	97-65 Ohio State

NCAA EAST REGIONAL CHAMPIONSHIPS (1st), Charlottesville, Va.

3/23/1996	4/20	4/22	N72	W	92-71 Kansas
3/25/1996	4/11	4/10	A72	W	52-46 Virginia

NCAA FINAL FOUR (1st), Charlotte, N.C.

3/29/1996	4/2	4/3	N73	W	88-83 (OT) Connecticut
3/31/1996	4/5	4/5	N73	W	83-65 Georgia

1996-97 (29-10, 8-4 SEC, 5th)

Final AP Ranking 10th

Final ESPN Ranking 1st

NCAA NATIONAL CHAMPIONS

Date	AP Rk	ESPN RkSite	W/L	Score	Opponent
11/15/1996	4/nr	4/nr	H74	W	80-59 Austin Peay
11/17/1996	4/12	4/13	H74	W	79-60 Kansas
11/19/1996	3/14	2/17	N75	W	72-59 Notre Dame
11/20/1996	3/11	2/8	N75	L	64-66 La. Tech
11/23/1996	3/nr	2/nr	N76	W	83-68 Marquette
11/24/1996	3/nr	2/nr	A76	W	87-58 Vermont
11/26/1996	5/nr	5/nr	H	W	71-36 Wisc-Green Bay
12/3/1996	4/nr	4/nr	H	W	79-63 Memphis
12/8/1996	4/5	4/5	H	L	93-94 (OT) Georgia
12/15/1996	5/1	5/1	H	L	65-82 Stanford
12/18/1996	6/11	6/10	A	W	79-71 Texas Tech
12/21/1996	6/13	6/16	A	W	68-65 (OT) Texas
12/29/1996	6/22	6/24	A	L	75-77 Arkansas
1/2/1997	8/nr	8/nr	A	W	64-52 St. Joseph's
1/5/1997	8/1	8/1	A77	L	57-72 Connecticut



# YEAR-BY-YEAR RESULTS

1/7/1997	9/2	9/4	A	L	72-83	Old Dominion
1/12/1997	9/nr	9/nr	H	W	84-61	Kentucky
1/17/1997	9/nr	9/nr	H	W	72-60	Purdue
1/19/1997	9/7	9/7	A	W	92-79 (OT)	Vanderbilt
1/21/1997	8/19	9/nr	A	L	62-71	Florida
1/26/1997	8/4	9/4	A	W	63-60	Alabama
1/28/1997	9/nr	9/nr	H	W	94-83	DePaul
2/2/1997	9/nr	9/nr	H	W	74-72	Mississippi
2/4/1997	9/23	9/16	H	W	78-74	Wisconsin
2/9/1997	9/nr	9/nr	H	W	104-39	Mississippi St.
2/11/1997	8/nr	9/nr	H	W	90-59	S. Carolina
2/15/1997	8/nr	9/nr	A	W	76-63	Auburn
2/17/1997	8/15	8/13	H	W	64-59	Vanderbilt
2/22/1997	8/13	8/13	A	L	78-83	Louisiana St.
2/24/1997	8/6	11/5	A	L	80-98	La. Tech

## SEC TOURNAMENT (3rd), Chattanooga, Tenn.

2/28/1997	8/nr	11/nr	N65	W	75-48	S. Carolina
3/1/1997	8/9	11/9	N65	W	100-99 (OT)	Louisiana St.
3/2/1997	8/nr	11/nr	N65	L	59-61	Auburn

## NCAA SUB-REGIONAL, Knoxville, Tenn.

3/15/1997	10/nr	11/nr	H	W	91-54	Grambling St.
3/17/1997	10/nr	11/nr	H	W	76-59	Oregon

## NCAA MIDWEST REGIONAL CHAMPIONSHIPS (1st), Iowa City, Iowa

3/22/1997	10/18	11/21	N48	W	75-67	Colorado
3/24/1997	10/1	11/1	N48	W	91-81	Connecticut

## NCAA FINAL FOUR (1st), Cincinnati, Ohio

3/28/1997	10/15	11/14	N78	W	80-66	Notre Dame
3/30/1997	10/2	11/3	N78	W	68-59	Old Dominion

## 1997-98 (39-0, 14-0, 1st)

### Final AP Ranking 1st

### Final ESPN Ranking 1st

### SEC Champions

### SEC Tournament Champions

### NCAA NATIONAL CHAMPIONS

Date	AP Rk	ESPN RkSite	W/L	Score	Opponent	
11/4/1997			H	W-ex	111-54	Armed Forces
11/18/1997	1/nr	1/nr	H	W	92-54	Mississippi
11/21/1997	1/2	1/2	H	W	75-61	La. Tech
11/23/1997	1/nr	1/nr	A	W	73-32	UT-Martin
11/25/1997	1/nr	1/nr	H	W	92-52	Vermont
11/29/1997	1/11	1/10	N79	W	88-70	Stanford
11/30/1997	1/nr	1/nr	A	W	74-51	Portland
12/3/1997	1/nr	1/nr	H	W	98-64	Texas
12/6/1997	1/nr	1/nr	N80	W	93-61	George Mason
12/7/1997	1/nr	1/nr	A	W	78-28	Manhattan
12/12/1997	1/5	1/5	H61	W	78-68	Illinois
12/18/1997	1/nr	1/nr	N81	W	98-63	Akron
12/19/1997	1/nr	1/nr	N81	W	105-81	Texas A&M
12/20/1997	1/9	1/10	N81	W	87-66	Wisconsin
1/1/1998	1/25	1/nr	H	W	88-58	Arkansas
1/3/1998	1/3	1/3	H	W	84-69	Connecticut
1/6/1998	1/nr	1/nr	A	W	94-52	S. Carolina
1/10/1998	1/12	1/14	H	W	99-60	Florida
1/14/1998	1/19	1/19	A	W	96-71	Georgia
1/18/1998	1/nr	1/nr	A	W	93-65	Kentucky
1/20/1998	1/nr	1/nr	A	W	125-46	DePaul
1/25/1998	1/9	1/8	H	W	86-54	Vanderbilt
1/28/1998	1/17	1/17	H	W	102-43	Georgia
2/1/1998	1/nr	1/nr	H	W	73-66	Alabama
2/4/1998	1/nr	1/nr	A	W	91-45	Mississippi
2/7/1998	1/3	1/3	H	W	85-61	Old Dominion
2/9/1998	1/nr	1/nr	A	W	74-52	Mississippi St.
2/12/1998	1/nr	1/nr	A	W	91-65	Memphis
2/14/1998	1/nr	1/nr	H	W	79-63	Auburn
2/16/1998	1/14	1/16	A	W	91-60	Vanderbilt
2/22/1998	1/nr	1/nr	H	W	90-58	Louisiana St.

## SEC TOURNAMENT (1st), Columbus, Ga.

2/27/1998	1/nr	1/nr	N82	W	88-60	Mississippi St.
2/28/1998	1/14	1/13	N82	W	106-45	Vanderbilt
3/1/1998	1/20	1/19	N82	W	67-63	Alabama

## NCAA SUB-REGIONAL, Knoxville, Tenn.

3/14/1998	1/nr	1/nr	H	W	102-58	Liberty
3/16/1998	1/15	1/18	H	W	82-62	W. Kentucky

## NCAA MIDEAST REGIONAL CHAMPIONSHIPS (1st), Nashville, Tenn.

3/21/1998	1/nr	1/nr	N83	W	92-60	Rutgers
3/23/1998	1/7	1/7	N83	W	76-70	N. Carolina

## NCAA FINAL FOUR (1st), Kansas City, Mo.

3/27/1998	1/nr	1/nr	N84	W	86-58	Arkansas
3/29/1998	1/4	1/4	N84	W	93-75	La. Tech

## 1998-99 (31-3, 13-1 SEC, 1st)

### Final AP Ranking 2nd

### Final ESPN Ranking 4th

### SEC Champions

### SEC Tournament Champions

### 2nd NCAA East Regional

Date	AP Rk	ESPN RkSite	W/L	Score	Opponent	
11/8/1998			H	W-ex	100-60	Visby (Sweden)
11/13/1998	1/nr	1/nr	H	W	94-57	Portland
11/15/1998	1/5	1/5	A85	L	68-78	Purdue
11/16/1998	4/nr	1/nr	H	W	108-63	St. Joseph's
11/28/1998	3/nr	3/nr	A	W	86-65	Texas
11/30/1998	3/2	3/2	A	W	92-73	La. Tech
12/3/1998	3/nr	3/nr	H	W	89-47	DePaul
12/6/1998	3/16	3/16	N86	W	74-60	Duke
12/17/1998	2/nr	2/nr	A	W	82-62	Arkansas
12/19/1998	2/nr	2/nr	H	W	98-62	Stanford
12/21/1998	2/8	2/8	H	W	100-77	UCLA
12/29/1998	2/nr	2/nr	A	W	92-51	Mississippi
1/3/1999	2/15	2/13	N87	W	68-54	Rutgers
1/7/1999	2/nr	2/nr	H	W	87-58	S. Carolina
1/10/1999	2/1	2/1	A	W	92-81	Connecticut
1/14/1999	1/4	1/4	H	W	102-69	Georgia
1/17/1999	1/nr	1/nr	H	W	98-60	Kentucky
1/19/1999	1/12	1/11	A	W	77-61	Old Dominion
1/21/1999	1/21	1/19	A	W	77-64	Florida
1/28/1999	1/4	1/4	A	W	95-79	Georgia
1/31/1999	1/23	1/21	A	W	85-73	Alabama
2/4/1999	1/nr	1/nr	H	W	96-58	Mississippi
2/6/1999	1/nr	1/nr	H	W	94-53	Mississippi St.
2/7/1999	1/nr	1/nr	A	W	66-60	Vanderbilt
2/14/1999	1/17	1/21	A	W	71-63	Auburn
2/16/1999	1/nr	1/nr	H	W	113-39	Memphis
2/18/1999	1/nr	1/nr	H	W	89-53	Vanderbilt
2/21/1999	1/24	1/24	A	L	69-72	Louisiana St.

## SEC TOURNAMENT (1st), Chattanooga, Tenn.

2/26/1999	2/nr	2/nr	N65	W	92-80	Florida
2/27/1999	2/24	2/nr	N65	W	80-69	Alabama
2/28/1999	2/14	2/12	N65	W	85-69	Georgia

## NCAA SUB-REGIONAL, Knoxville, Tenn.

3/13/1999	2/nr	2/nr	H	W	113-54	Appalachian St.
3/15/1999	2/nr	2/nr	H	W	89-62	Boston College

## NCAA EAST REGIONAL CHAMPIONSHIPS (2nd), Greensboro, N.C.

3/20/1999	2/13	2/15	N25	W	68-52	Virginia Tech
3/22/1999	2/10	2/11	N25	L	63-69	Duke

(Europe Tour) Site	W/L	Score	Opponent	
8/15/1999	A88	W-ex	71-68	Valenciennes-Orchies (France)
8/17/1999	A89	W-ex	104-37	Wetzikon BBC (Switzerland)
8/19/1999	A90	W-ex	126-50	Martigny BBC (Switzerland)
8/20/1999	A91	W-ex	66-57	Aix-En-Provence (France)
8/22/1999	A92	W-ex	114-45	Roque-Bruen (France)

## 1999-2000 (33-4, 13-1 SEC, 1st)

### Final AP Ranking: 2nd

### Final ESPN Ranking 2nd

### SEC Champions

### SEC Tournament Champions

### 2nd NCAA National Championships

Date	AP Rk	ESPN RkSite	W/L	Score	Opponent	
11/2/1999			H	W-ex	82-63	FTC-Diego Budapest
11/7/1999			H	W-ex	65-64	U.S. National
11/14/1999	2/6	2/6	H69	L	64-69	La. Tech
11/19/1999	5/nr	2/nr	H	W	133-60	UT-Martin
11/26/1999	5/23	5/22	A	W	79-73	Stanford
11/28/1999	5/4	5/4	A	W	88-77	UCLA
12/2/1999	3/17	3/17	H	W	72-66	Purdue
12/5/1999	3/25	3/nr	A	W	85-62	Wisconsin
12/7/1999	2/nr	2/nr	A	W	92-69	Memphis
12/17/1999	2/nr	2/nr	A	W	100-66	DePaul
12/19/1999	2/nr	2/nr	A	W	82-59	St. Joseph's
12/30/1999	2/25	2/nr	H	W	106-76	Texas
1/3/2000	2/21	2/19	H	W	113-55	Old Dominion
1/6/2000	2/16	2/21	A	W	86-50	Louisiana St.
1/8/2000	2/1	2/1	H	L	67-74	Connecticut
1/10/2000	2/nr	2/nr	H	W	79-69	Arkansas
1/14/2000	2/nr	2/nr	A	W	92-76	South Carolina
1/17/2000	2/7	2/7	A	L	51-78	Georgia
1/23/2000	2/nr	2/nr	A	W	71-65	Kentucky
1/29/2000	4/8	4/8	N93	W	83-63	NC State
1/30/2000	4/nr	4/nr	H	W	77-48	Kentucky





YEAR-BY-YEAR RESULTS

2/2/2000	4/1	4/1	A	W	72-71	Connecticut
2/4/2000	4/nr	4/nr	H	W	78-52	Vanderbilt
2/6/2000	4/nr	4/nr	H	W	65-47	Alabama
2/10/2000	2/nr	3/nr	A	W	70-49	Mississippi
2/13/2000	2/nr	3/nr	H	W	97-78	Florida
2/17/2000	2/22	3/18	A	W	79-75	Mississippi St.
2/20/2000	2/9	3/9	H	W	80-48	Louisiana St.
2/24/2000	2/nr	3/nr	A	W	59-57	Vanderbilt
2/27/2000	2/11	3/14	H	W	76-61	Auburn

SEC TOURNAMENT (1st), Chattanooga, Tenn.

3/3/2000	2/nr	3/nr	N65	W	91-79	Florida
3/4/2000	2/nr	3/nr	N65	W	61-53	Vanderbilt
3/5/2000	2/17	3/19	N65	W	70-67	Mississippi St.

NCAA SUB-REGIONAL, Knoxville, Tenn.

3/18/2000	2/nr	2/nr	H	W	90-38	Furman
3/20/2000	2/21	2/20	H	W	75-60	Arizona

NCAA MIDEAST REGIONAL CHAMPIONSHIPS (1st), Memphis, Tenn.

3/25/2000	2/19	2/19	N94	W	77-56	Virginia
3/27/2000	2/11	2/11	N94	W	57-44	Texas Tech

NCAA FINAL FOUR (2nd), Philadelphia, Pa.

3/31/2000	2/8	2/8	N95	W	64-54	Rutgers
4/2/2000	2/1	2/1	N95	L	52-71	Connecticut

2000-01 (31-3, 14-0 SEC, 1st)

Final AP Ranking 3rd

Final ESPN Ranking 5th

SEC Champions

Date	AP Rk	ESPN Rk	Site	W/L	Score	Opponent
11/5/2000			H	W-ex	144-52	Dynamo Kiev
11/16/2000			H	W-ex	108-78	A. in A.
11/18/2000	2/nr	2/nr	H	W	94-52	DePaul
11/24/2000	2/nr	2/nr	N96	W	86-58	Clemson
11/25/2000	2/21	2/21	N96	W	111-62	Illinois
11/27/2000	2/nr	2/nr	A	W	83-61	TCU
12/3/2000	2/18	2/nr	H	W	90-66	Wisconsin
12/6/2000	2/nr	2/21	H	W	72-57	Boston College
12/10/2000	2/12	2/10	A	W	70-62	La. Tech
12/15/2000	2/nr	2/nr	H	W	98-60	Memphis
12/17/2000	2/15	2/22	H	W	63-58	Stanford
12/22/2000	2/15	2/22	A	W	67-59	Texas
12/27/2000	2/nr	2/nr	N97	W	67-63	Arizona State
12/30/2000	2/1	2/1	A77	L	76-81	Connecticut
1/2/2001	2/9	2/10	N87	W	58-51	Rutgers
1/4/2001	2/11	2/11	H	W	89-70	Louisiana St.
1/7/2001	2/nr	2/nr	A	W	76-61	Arkansas
1/11/2001	2/nr	2/nr	H	W	99-45	S. Carolina
1/15/2001	2/21	2/21	H	W	66-59	Mississippi St.
1/18/2001	2/4	2/4	H	W	85-69	Georgia
1/21/2001	2/nr	2/nr	A	W	110-38	Kentucky
1/23/2001	3/16	3/17	A	W	70-64	Vanderbilt
1/27/2001	3/nr	3/nr	H	W	83-39	Kentucky
1/28/2001	3/nr	3/nr	A	W	87-70	Old Dominion
2/1/2001	3/2	3/2	H	W	92-88	Connecticut
2/4/2001	3/nr	3/nr	A	W	97-75	Alabama
2/8/2001	2/nr	2/nr	H	W	119-52	Mississippi
2/11/2001	2/6	2/9	A	W	103-73	Florida
2/18/2001	2/13	2/12	A	W	75-73	Louisiana St.
2/22/2001	1/18	1/17	H	W	70-66	Vanderbilt
2/25/2001	1/nr	1/nr	A	W	63-49	Auburn

SEC TOURNAMENT (3rd), Memphis, Tenn.

3/2/2001	1/nr	1/nr	N94	W	82-52	Alabama
3/3/2001	1/15	1/15	N94	L	74-77	Vanderbilt

NCAA SUB-REGIONAL, Knoxville, Tenn.

3/16/2001	3/nr	3/nr	H	W	80-38	Austin Peay
3/18/2001	3/nr	3/nr	H	W	92-75	St. Mary's (CA)

NCAA MIDEAST REGIONAL CHAMPIONSHIPS (3rd), Birmingham, Ala.

3/24/2001	3/12	3/11	N98	L	65-80	Xavier
-----------	------	------	-----	---	-------	--------

2001-02 (29-5, 13-1 SEC, 1st)

Final AP Ranking 6th

Final ESPN Ranking 3rd

SEC Champions

3rd NCAA National Championships

Date	AP Rk	ESPN Rk	Site	W/L	Score	Opponent
11/4/2001			H	W-ex	108-69	Remus Austria
11/16/2001	2/nr	2/nr	A	W	97-57	Chattanooga
11/18/2001	2/nr	2/nr	H	W	106-66	USC
11/23/2001	2/5	2/5	H	W	90-75	La. Tech
11/27/2001	2/22	2/21	A	W	88-57	G. Washington
12/2/2001	2/8	2/9	N99	W	93-56	NC State

12/5/2001	2/nr	2/nr	A	W	75-66	Boston College
12/16/2001	2/6	2/5	A	W	68-62	Stanford
12/19/2001	2/nr	2/nr	A	W	80-66	DePaul
12/27/2001	2/9	2/9	N100	W	89-68	Duke
12/29/2001	2/nr	2/nr	A	W	92-66	Memphis
1/3/2002	2/15	2/16	A	W	88-64	Florida
1/5/2002	2/1	2/1	H	L	72-86	Connecticut
1/8/2002	2/25	3/nr	H	W	74-62	Old Dominion
1/10/2002	2/19	3/22	H	W	71-50	Auburn
1/13/2002	2/nr	3/nr	H	W	79-67	Louisiana St.
1/17/2002	2/8	3/8	A	W	80-61	S. Carolina
1/20/2002	2/nr	3/nr	H	W	82-57	Alabama
1/27/2002	2/22	2/22	A	W	66-53	Auburn
1/31/2002	2/12	2/15	H	W	86-66	Florida
2/2/2002	2/8	2/6	A	L	59-76	Vanderbilt
2/7/2002	3/nr	4/nr	H	W	93-65	Arkansas
2/10/2002	3/22	4/21	A	W	52-50	Georgia
2/12/2002	3/18	4/17	H	L	66-69	Texas
2/14/2002	3/nr	4/nr	A	W	80-78	Mississippi St.
2/16/2002	3/6	4/6	H	W	75-68	Vanderbilt
2/21/2002	4/nr	4/nr	A	W	86-69	Mississippi
2/24/2002	4/nr	4/nr	H	W	89-64	Kentucky

SEC TOURNAMENT (3rd), Nashville, Tenn.

3/1/2002	3/24	3/24	N101	W	81-67	Georgia
3/2/2002	3/nr	3/nr	N101	L	80-81	Louisiana St.

NCAA FIRST AND SECOND ROUNDS, Knoxville, Tenn.

3/15/2002	6/nr	6/nr	H	W	98-68	Georgia State
3/17/2002	6/nr	6/nr	H	W	89-50	Notre Dame

NCAA MIDWEST REGIONAL CHAMPIONSHIPS (1st), Ames, Iowa

3/23/2002	6/nr	6/nr	N102	W	68-57	Brigham Young
3/25/2002	6/4	6/4	N102	W	68-63	Vanderbilt

NCAA FINAL FOUR (3rd), San Antonio, Texas

3/29/2002	6/1	6/1	N103	L	56-79	Connecticut
-----------	-----	-----	------	---	-------	-------------

2002-03 (33-5, 14-0 SEC, 1st)

Final AP Ranking 4th

Final ESPN Ranking 2nd

SEC Champions

2nd NCAA National Championships

Date	AP Rk	ESPN Rk	Site	W/L	Score	Opponent
11/3/2002			H	W-ex	116-50	Stockholm Human Rights (08)
11/10/2002	2/22	2/19	H	W	94-68	Oklahoma
11/16/2002			H	W-ex	95-76	Premier Players
11/24/2002	2/1	2/1	N104	L	55-76	Duke
11/26/2002	4/21	5/24	H	W	83-61	G. Washington
11/29/2002	4/nr	5/nr	A	W	136-26	Puerto Rico Mayaguez
11/30/2002	4/nr	5/nr	N105	W	96-44	Army
12/1/2002	4/nr	5/nr	N105	W	75-40	Saint Louis
12/4/2002	4/15	5/13	A	W	60-35	La. Tech
12/14/2002	4/nr	5/nr	A	W	71-39	USC
12/18/2002	4/5	4/5	H	W	71-56	Stanford
12/21/2002	4/22	4/21	A	L	62-63	Texas
12/28/2002	5/12	5/12	N106	W	77-61	Notre Dame
1/4/2003	5/3	5/2	A	L	62-63 (OT)	UConn
1/7/2003	5/nr	5/nr	A	W	91-63	Old Dominion
1/12/2003	5/nr	5/nr	H	W	81-72	Auburn
1/14/2003	5/25	5/24	H	W	76-57	DePaul
1/16/2003	5/nr	5/nr	A	W	88-45	Alabama
1/19/2003	5/nr	5/nr	A	W	94-53	Florida
1/23/2003	4/15	4/14	H	W	97-78	S. Carolina
1/26/2003	4/14	4/13	H	W	82-68	Mississippi St.
1/30/2003	4/12	4/11	A	W	92-79	Arkansas
2/2/2003	4/17	4/17	A	W	81-67	Vanderbilt
2/6/2003	3/nr	3/nr	H	W	86-43	Mississippi
2/9/2003	3/nr	3/nr	H	W	79-40	Florida
2/11/2003	3/nr	3/nr	H	W	86-72	TCU
2/16/2003	3/nr	3/nr	A	W	59-56	Auburn
2/20/2003	3/13	3/16	H	W	87-60	Georgia
2/23/2003	3/4	3/4	A	W	68-65	Louisiana St.
2/27/2003	3/17	3/18	H	W	91-71	Vanderbilt
3/2/2003	3/nr	3/nr	A	W	84-69	Kentucky

SEC TOURNAMENT (2nd), N. Little Rock, Ark.

3/7/2003	3/nr	3/nr	N107	W	66-51	Auburn
3/8/2003	3/10	3/11	N107	W	76-75	Mississippi St.
3/9/2003	3/6	3/5	N107	L	62-78	Louisiana St.

NCAA FIRST AND SECOND ROUNDS, Knoxville, Tenn.

3/22/2003	4/nr	4/nr	H	W	95-43	Alabama St.
3/24/2003	4/nr	4/nr	H	W	81-51	Virginia



# YEAR-BY-YEAR RESULTS

**NCAA MIDEAST REGIONAL CHAMPIONSHIPS (1st), Knoxville, Tenn.**

3/29/2003	4/15	4/16	H	W	86-58	Penn State
3/31/2003	4/11	4/12	H	W	73-49	Villanova

**NCAA FINAL FOUR (2nd), Atlanta, Ga.**

4/6/2003	4/2	4/1	N108	W	66-56	Duke
4/8/2003	4/1	4/2	N108	L	68-73	Connecticut

**(Europe Tour)**

Date	Site	W/L	Score	Opponent
8/10/2003	N109	W-ex	58-13	Pesaro (Italy)
8/13/2003	A110	L-ex	79-85	Greek National Tm.
8/14/2003	N110	L-ex	67-69	Bulgarian Ntnl. Tm.
8/15/2003	N110	W-ex	88-74	Romanian Ntnl. Tm.
8/16/2003	A110	W-ex	59-50	Greek National Tm.

## 2003-04 (31-4, 14-0 SEC, 1st)

Final AP Ranking 2nd  
Final ESPN Ranking 2nd  
SEC Champions

**2nd NCAA National Championships**

Date	AP Rk	ESPN Rk	Site	W/L	Score	Opponent
11/9/2003			H	W-ex	86-57	W. Coast All-Stars
11/18/2003			H	W-ex	88-64	AIA
11/23/2003	3/nr	3/nr	H	W	83-52	Chattanooga
11/30/2003	3/17	3/17	H	W	83-59	Notre Dame
12/7/2003	3/10	3/11	H	W	85-65	La. Tech
12/11/2003	2/nr	2/25	H	W	59-49	Rutgers
12/14/2003	2/6	2/5	A	W	70-66 (OT)	Stanford
12/17/2003	2/nr	2/nr	A	W	96-89 (OT)	DePaul
12/21/2003	2/13	2/15	A	W	71-55	Oklahoma
12/28/2003	2/5	2/5	H	L	60-70	Texas
12/30/2003	5/nr	5/nr	A	W	65-51	G. Washington
1/2/2004	5/19	5/19	A	W	74-66	TCU
1/4/2004	5/nr	5/nr	H	W	66-42	Old Dominion
1/8/2004	5/nr	5/nr	H	W	83-44	Arkansas
1/11/2004	5/nr	5/nr	A	W	61-53	Mississippi St.
1/15/2004	5/nr	5/nr	A	W	86-58	S. Carolina
1/18/2004	5/nr	5/nr	H	W	72-51	Alabama
1/22/2004	2/nr	2/nr	H	W	79-54	Vanderbilt
1/24/2004	2/1	2/1	A	W	72-69	Duke
1/29/2004	1/nr	1/nr	A	W	81-72	Kentucky
2/1/2004	1/22	1/25	H	W	68-61 (OT)	Auburn
2/5/2004	1/4	1/3	H	L	67-81	Connecticut
2/8/2004	1/nr	1/nr	H	W	72-58	S. Carolina
2/12/2004	3/19	3/17	A	W	70-67	Georgia
2/15/2004	3/nr	3/nr	A	W	94-88	Vanderbilt
2/19/2004	3/nr	3/nr	H	W	88-79	Florida
2/22/2004	3/nr	3/nr	A	W	85-69	Mississippi
2/26/2004	2/nr	2/nr	A	W	93-71	Arkansas
2/29/2004	2/15	2/17	H	W	85-62	Louisiana St.

## SEC TOURNAMENT (3rd), Nashville, Tenn.

3/5/2004	1/nr	1/nr	N101	W	67-57	Mississippi St.
3/6/2004	1/20	1/16	N101	L	66-68 (OT)	Georgia

## NCAA FIRST AND SECOND ROUNDS, Tallahassee, Fla.

3/20/2004	2/nr	3/nr	N111	W	77-54	Colgate
3/22/2004	2/nr	3/25	N111	W	79-59	DePaul

## NCAA MIDWEST REGIONAL CHAMPIONSHIPS (1st), Norman, Okla.

3/28/2004	2/15	3/17	N112	W	71-69	Baylor
3/30/2004	2/10	3/8	N112	W	62-60	Stanford

## NCAA FINAL FOUR (2nd), New Orleans, La.

4/4/2004	2/19	3/19	N113	W	52-50	Louisiana St.
4/6/2004	2/6	3/6	N113	L	61-70	Connecticut

## 2004-05 (30-5, 13-1 SEC, 2nd)

Final AP Ranking 3rd  
Final ESPN Ranking 4th  
SEC Tournament Champions

**3rd NCAA National Championships**

Date	AP Rk	ESPN Rk	Site	W/L	Score	Opponent
11/11/2004			H	W-ex	105-47	Carson-Newman
11/14/2004			H	W-ex	77-36	W. Coast All-Stars
11/19/2004	1/nr	1/nr	A	W	68-34	Chattanooga
11/21/2004	1/nr	1/nr	A	W	64-54	NC State
11/23/2004	1/nr	1/nr	H	W	71-41	G. Washington
11/25/2004	1/4	1/4	A	L	59-74	Texas
11/28/2004	1/nr	1/nr	H	W	52-48	Temple
12/2/2004	4/10	5/9	H	L	57-59	Duke
12/12/2004	9/15	9/15	H	W	78-63	DePaul
12/15/2004	9/nr	10/nr	A	W	70-59	La. Tech
12/19/2004	9/nr	10/nr	H	W	82-55	TCU
12/21/2004	9/2	10/2	H	W	70-67	Stanford
12/29/2004	8/24	8/nr	A	L	51-65	Rutgers

1/2/2005	8/nr	8/nr	A	W	68-58	Old Dominion
1/8/2005	10/15	10/14	A	W	68-67	Connecticut
1/13/2005	8/nr	10/nr	H	W	72-54	Arkansas
1/16/2005	8/17	10/15	A	W	79-65	Vanderbilt
1/20/2005	7/nr	9/nr	A	W	81-71	Auburn
1/23/2005	7/nr	9/nr	H	W	67-49	Kentucky
1/27/2005	5/nr	6/nr	A	W	68-53	S. Carolina
1/31/2005	5/18	5/19	H	W	77-70	Georgia
2/3/2005	5/nr	5/nr	A	W	91-82 (OT)	Florida
2/6/2005	5/nr	5/nr	H	W	99-67	Mississippi
2/10/2005	5/1	5/1	A	L	58-68	Louisiana St.
2/13/2005	5/21	5/20	H	W	72-63	Vanderbilt
2/17/2005	6/nr	6/nr	H	W	74-44	S. Carolina
2/20/2005	6/nr	6/nr	A	W	84-71	Arkansas
2/24/2005	5/nr	5/nr	H	W	78-56	Mississippi St.
2/27/2005	5/nr	5/nr	A	W	94-81	Alabama

## SEC TOURNAMENT (1st), Greenville, S.C.

3/4/2005	5/nr	4/nr	N114	W	64-54	Auburn
3/5/2005	5/18	4/17	N114	W	76-73	Vanderbilt
3/6/2005	5/1	4/1	N114	W	67-65	Louisiana St.

## NCAA FIRST AND SECOND ROUNDS, Knoxville, Tenn.

3/20/2005	3/nr	3/nr	H	W	94-43	W. Carolina
3/22/2005	3/nr	3/nr	H	W	75-54	Purdue

## NCAA PHILADELPHIA REGIONAL CHAMPIONSHIPS (1st), Philadelphia

3/27/2005	3/14	3/14	N115	W	75-59	Texas Tech
3/29/2005	3/9	3/10	N115	W	59-49	Rutgers

## NCAA FINAL FOUR (3rd), Indianapolis, Ind.

4/3/2005	3/6	3/5	N116	L	64-68	Michigan St.
----------	-----	-----	------	---	-------	--------------

## 2005-06 (31-5, 11-3 SEC, 2nd)

Final AP Ranking 6th  
Final ESPN Ranking 5th  
SEC Tournament Champions

**2nd NCAA Cleveland Regional**

Date	AP Rk	ESPN Rk	Site	W/L	Score	Opponent
11/6/2005			H	W-ex	131-40	Dalhousie
11/10/2005			H	W-ex	101-55	Carson-Newman
11/20/2005	2/nr	1/nr	H	W	83-33	Stetson
11/21/2005	2/nr	1/nr	H	W	92-50	Chattanooga
11/24/2005	2/9	1/9	N117	W	83-55	Michigan St.
11/25/2005	2/nr	1/nr	N117	W	79-65	Gonzaga
11/26/2005	2/10	1/10	N117	W	80-75	Maryland
12/1/2005	2/16	1/18	H	W	102-61	Texas
12/4/2005	2/12	1/11	A	W	74-67	Stanford
12/7/2005	1/nr	1/nr	A	W	59-43	G. Washington
12/15/2005	1/nr	1/nr	H	W	83-59	La. Tech
12/20/2005	1/nr	1/nr	H	W	107-39	Princeton
12/28/2005	1/22	1/21	A	W	75-50	Temple
12/31/2005	1/12	1/11	A	W	62-51	Notre Dame
1/2/2006	1/nr	1/nr	H	W	83-67	Old Dominion
1/4/2006	1/nr	1/nr	A	W	66-51	S. Carolina
1/7/2006	1/7	1/7	H	W	89-80	Connecticut
1/12/2006	1/13	1/17	H	W	94-85	Georgia
1/15/2006	1/nr	1/nr	A	W	79-56	Mississippi St.
1/19/2006	1/19	1/19	A	W	80-68	Vanderbilt
1/23/2006	1/2	1/2	A	L	53-75	Duke
1/26/2006	1/nr	3/nr	A	L	63-66	Kentucky
1/29/2006	1/nr	3/nr	H	W	89-54	Alabama
2/2/2006	5/nr	5/nr	A	W	78-63	Mississippi
2/5/2006	5/nr	5/nr	H	W	77-37	Arkansas
2/9/2006	5/3	5/4	H	L	69-72	Louisiana St.
2/12/2006	5/22	5/20	H	W	70-67	Vanderbilt
2/16/2006	5/13	5/13	A	W	58-55	Georgia
2/19/2006	5/nr	5/nr	A	W	82-65	Alabama
2/23/2006	5/nr	5/nr	H	W	81-56	Auburn
2/26/2006	5/nr	5/nr	H	L	93-95 (OT)	Florida

## SEC TOURNAMENT (1st), N. Little Rock, Ark.

3/3/2006	8/nr	9/nr	N107	W	77-45	Auburn
3/4/2006	8/12	9/12	N107	W	89-79	Georgia
3/5/2006	8/3	9/3	N107	W	63-62	Louisiana St.

## NCAA FIRST AND SECOND ROUNDS, Norfolk, Va.

3/19/2006	6/nr	6/nr	N118	W	102-54	Army
3/21/2006	6/nr	6/nr	N118	W	66-53	G.Washington

## NCAA CLEVELAND REGIONAL CHAMPIONSHIPS (2nd), Cleveland, Ohio

3/26/2006	6/9	6/9	N93	W	76-69	Rutgers
3/28/2006	6/1	6/1	N93	L	63-75	N. Carolina

GENERAL

STAFF

PLAYERS

REVIEW

HISTORY

FACILITIES

NCAA

SEC

RECORDS

MEDIA INFO





YEAR-BY-YEAR RESULTS

2006-07 (34-3, 14-0 SEC, 1st)

Final AP Ranking 3rd  
Final ESPN Ranking 1st  
SEC Champions

NCAA NATIONAL CHAMPIONS

Date	AP Rk	ESPN Rk	Site	W/L	Score	Opponent
11/1/2006			H	W-ex	104-49	Carson-Newman
11/5/2006			H	W-ex	101-51	Houston Jaguars
11/12/2006	5/nr	5/nr	H	W	102-72	Chattanooga
11/16/2006	5/20	4/21	H	W	83-60	UCLA
11/19/2006	5/11	4/11	A	W	83-74	Arizona State
11/24/2006	4/11	4/11	H	W	77-60	Stanford
11/26/2006	4/nr	4/nr	H	W	88-64	MTSU
11/28/2006	4/nr	4/nr	A	W	71-50	La. Tech
12/3/2006	4/2	4/2	A	L	57-70	N. Carolina
12/5/2006	6/nr	5/nr	H	W	85-29	UT-Martin
12/7/2006	6/21	5/19	H	W	85-62	G. Washington
12/17/2006	5/23	5/24	A	W	67-46	Texas
12/20/2006	5/nr	5/nr	H	W	66-51	West Virginia
12/22/2006	5/nr	5/nr	A	W	75-59	Old Dominion
12/30/2006	4/nr	4/nr	H	W	78-54	Notre Dame
1/3/2007	4/nr	4/nr	H	W	72-36	Alabama
1/6/2007	4/5	4/5	A	W	70-64	Connecticut
1/11/2007	4/nr	4/nr	A	W	80-58	Florida
1/14/2007	4/15	4/15	A	W	52-41	Georgia
1/18/2007	4/nr	4/nr	H	W	73-44	Mississippi St.
1/22/2007	4/1	4/1	H	L	70-74	Duke
1/25/2007	4/15	4/14	A	W	67-57	Vanderbilt
1/28/2007	4/nr	4/nr	A	W	80-51	Alabama
2/1/2007	3/nr	3/nr	H	W	72-36	S. Carolina
2/5/2007	3/9	3/14	H	W	73-57	Georgia
2/8/2007	3/nr	3/nr	A	W	72-62	Auburn
2/11/2007	3/nr	3/nr	H	W	84-62	Kentucky
2/15/2007	3/nr	3/nr	H	W	81-69	Mississippi
2/19/2007	2/7	3/7	A	W	56-51	La. State
2/22/2007	2/nr	2/nr	A	W	75-68 (OT)	Arkansas
2/25/2007	2/12	2/12	H	W	73-53	Vanderbilt

SEC TOURNAMENT (3rd), Duluth, Ga.

3/2/2007	2/nr	2/nr	N119	W	81-63	S. Carolina
3/3/2007	2/11	2/10	N119	L	54-63	Louisiana St.

NCAA FIRST AND SECOND ROUNDS, Pittsburgh, Pa.

3/18/2007	3/nr	4/nr	N120	W	76-37	Drake
3/20/2007	3/nr	4/nr	A	W	68-54	Pittsburgh

NCAA DAYTON REGIONAL CHAMPIONSHIPS (1st), Dayton, Ohio

3/25/2007	3/nr	4/nr	N121	W	65-46	Marist
3/27/2007	3/nr	4/nr	N121	W	98-62	Mississippi

NCAA FINAL FOUR (1st), Cleveland, Ohio

4/1/2007	3/2	4/2	N93	W	56-50	N. Carolina
4/3/2007	3/15	4/18	N93	W	59-46	Rutgers

2007-08 (36-2, 13-1 SEC, 2nd)

Final AP Ranking 3rd  
Final ESPN Ranking 1st  
SEC Tournament Champions

NCAA NATIONAL CHAMPIONS

Date	AP Rk	ESPN Rk	Site	W/L	Score	Opponent
11/4/2007			H	L-ex	72-83	U.S. National
11/8/2007			H	W-ex	91-30	Carson-Newman
11/11/2007	1/nr	1/nr	H	W	76-56	Chattanooga
11/15/2007	1/9	1/8	N122	W	70-67	Oklahoma
11/18/2007	1/21	1/22	H	W	92-67	Texas
11/21/2007	1/15	1/17	N123	W	67-49	West Virginia
11/26/2007	1/nr	1/nr	H	W	81-60	La. Tech
12/2/2007	1/5	1/4	H	W	83-79	N. Carolina
12/5/2007	1/25	1/nr	H	W	83-51	Old Dominion
12/13/2007	1/nr	1/nr	H	W	84-61	MTSU
12/16/2007	1/nr	1/nr	H	W	96-73	Gonzaga
12/19/2007	1/nr	1/nr	A	W	82-70	UCLA
12/22/2007	1/5	1/4	A	L	69-73 (OT)	Stanford
1/2/2008	3/15	3/15	A	W	102-68	DePaul
1/5/2008	3/14	3/14	A	W	87-63	Notre Dame
1/10/2008	2/22	2/20	H	W	85-52	Auburn
1/13/2008	2/nr	2/nr	A	W	71-48	S. Carolina
1/17/2008	2/nr	2/nr	A	W	65-40	Kentucky
1/20/2008	2/nr	2/nr	H	W	79-63	Vanderbilt
1/24/2008	2/nr	2/nr	H	W	98-55	Arkansas
1/28/2008	2/9	2/10	A	W	67-64	Duke
1/31/2008	2/nr	2/nr	A	W	68-44	Mississippi
2/3/2008	2/nr	2/nr	H	W	79-51	Kentucky
2/7/2008	2/nr	2/nr	A	W	87-69	Mississippi St.

2/11/2008	1/5	1/7	H	W	59-58	Rutgers
2/14/2008	1/7	1/7	H	L	62-78	Louisiana St.
2/17/2008	1/25	1/nr	A	W	81-68	Vanderbilt
2/21/2008	3/nr	3/nr	A	W	85-58	Alabama
2/24/2008	3/nr	3/nr	H	W	72-46	Mississippi St.
2/28/2008	3/nr	3/nr	H	W	88-61	Florida
3/2/2008	3/22	3/20	A	W	72-63	Georgia

SEC TOURNAMENT (1st), Nashville, Tenn.

3/7/2008	3/nr	3/nr	N101	W	92-61	Florida
3/8/2008	3/21	3/22	N101	W	63-48	Vanderbilt
3/9/2008	3/7	3/6	N101	W	61-55	Louisiana St.

NCAA FIRST AND SECOND ROUNDS, West Lafayette, Ind.

3/23/2008	3/nr	3/nr	N124	W	94-55	Oral Roberts
3/25/2008	3/nr	3/nr	A124	W	78-52	Purdue

NCAA OKLAHOMA CITY REGIONAL CHAMP. (1st), Oklahoma City, Okla.

3/30/2008	3/15	3/19	N125	W	74-64	Notre Dame
4/1/2008	3/8	3/9	N125	W	53-45	Texas A&M

NCAA FINAL FOUR (1st), Tampa, Fla.

4/6/2008	3/6	3/5	N122	W	47-46	Louisiana St.
4/8/2008	3/4	3/4	N122	W	64-48	Stanford

2008-09 (22-11, 9-5 SEC, T4th)

Final AP Ranking 18th  
Final ESPN Ranking not ranked  
NCAA First Round

Date	AP Rk	ESPN Rk	Site	W/L	Score	Opponent
11/6/2008			H	W-ex	135-55	Carson-Newman
11/9/2008			H	W-ex	85-50	Love & Basketball
11/15/2008	7/nr	6/nr	H	W	68-39	San Francisco
11/17/2008	5/16	6/15	H	L	82-83	Virginia
11/21/2008	5/nr	13/nr	A	W	66-63	Chattanooga
11/23/2008	5/nr	13/nr	H	W	94-59	La. Tech
11/25/2008	9/nr	12/nr	H	W	83-56	W. Carolina
11/30/2008	9/nr	12/nr	H	W	88-67	DePaul
12/2/2008	7/nr	9/nr	A	W	71-59	G. Washington
12/11/2008	7/nr	10/nr	H	W	81-52	MTSU
12/14/2008	7/6	10/5	A	L	59-73	Texas
12/18/2008	11/nr	13/nr	A	W	81-76	Old Dominion
12/21/2008	11/3	13/4	H	W	79-69 (OT)	Stanford
12/30/2008	8/nr	12/nr	A	W	77-58	Gonzaga
1/3/2009	8/15	12/14	A	W	55-51	Rutgers
1/8/2009	7/nr	11/nr	H	W	69-64	Kentucky
1/11/2009	7/24	11/24	A	L	58-74	Vanderbilt
1/15/2009	13/nr	13/nr	A	W	63-56	Mississippi St.
1/18/2009	13/nr	13/nr	H	W	68-56	S. Carolina
1/22/2009	10/nr	12/nr	A	W	76-67	Arkansas
1/25/2009	10/6	12/5	A	L	68-82	Auburn
1/29/2009	13/nr	15/nr	H	W	60-59	Mississippi
2/2/2009	12/2	15/2	A125	L	70-80	Oklahoma
2/5/2009	12/nr	17/nr	H	W	73-43	Georgia
2/8/2009	12/11	17/13	A	L	57-66	Florida
2/12/2009	15/nr	17/nr	H	W	80-61	Alabama
2/16/2009	13/7	18/10	H	L	54-62	Duke
2/19/2009	13/nr	18/nr	A	L	56-66	Kentucky
2/22/2009	13/nr	19/nr	H	W	82-68	Mississippi St.
2/26/2009	18/nr	23/nr	A	L	61-63	Louisiana St.
3/1/2009	18/19	23/21	H	W	75-66	Vanderbilt

SEC TOURNAMENT (3rd), N. Little Rock, Ark.

3/5/2009	19/nr	24/nr	N107	W	68-49	Alabama
3/6/2009	19/21	24/18	N107	W	71-67	Florida
3/7/2009	19/6	24/5	N107	L	58-78	Auburn

NCAA FIRST ROUND, Bowling Green, Ky.

3/22/2009	18/nr	23/nr	N45	L	55-71	Ball State
-----------	-------	-------	-----	---	-------	------------

2009-10 (32-3, 15-1 SEC, 1st)

Final AP Ranking 3rd  
Final ESPN Ranking 8th  
SEC Champions

Date	AP Rk	ESPN Rk	Site	W/L	Score	Opponent
11/5/2009			H	W-ex	124-34	Carson-Newman
11/9/2009			H	W-ex	79-46	Delta State
11/15/2009	8/7	9/4	H	W	74-65	Baylor
11/17/2009	6/nr	5/nr	N126	W	91-53	Texas Tech
11/22/2009	6/12	5/17	A	W	77-63	Virginia
11/25/2009	6/nr	5/nr	A	W	69-52	MTSU
11/28/2009	6/nr	5/nr	H	W	61-47	UCLA
12/1/2009	6/nr	5/nr	H	W	93-53	G. Washington
12/6/2009	6/17	5/17	H	W	78-58	Texas
12/13/2009	4/nr	3/nr	N87	W	68-54	Rutgers



# YEAR-BY-YEAR RESULTS

12/16/2009	3/nr	3/nr	H	W	86-56	Louisville
12/19/2009	3/2	3/2	A	L	52-67	Stanford
12/22/2009	4/nr	4/nr	A	W	89-34	San Francisco
12/30/2009	4/nr	4/nr	H	W	102-62	Old Dominion
1/3/2010	4/14	4/15	H	W	96-75	Oklahoma
1/7/2010	4/nr	4/nr	H	W	79-62	S. Carolina
1/10/2010	4/nr	4/nr	A	W	75-48	Mississippi St.
1/14/2010	4/nr	4/nr	A	W	66-64	Florida
1/17/2010	4/nr	4/22	H	W	64-57	Vanderbilt
1/21/2010	3/8	3/8	A	L	50-53	Georgia
1/24/2010	3/18	3/19	A	W	55-43	LSU
1/28/2010	5/nr	5/nr	H	W	85-56	Auburn
1/31/2010	5/nr	5/nr	A	W	60-55	S. Carolina
2/4/2010	5/nr	5/nr	H	W	74-57	Arkansas
2/8/2010	5/nr	5/22	A	W	69-60	Vanderbilt
2/11/2010	5/nr	5/nr	A	W	61-58	Mississippi
2/14/2010	5/nr	5/nr	H	W	83-44	Florida
2/18/2010	5/nr	5/nr	A	W	74-67	Alabama
2/22/2010	4/20	4/nr	H	W	70-61	LSU
2/25/2010	4/16	4/14	H	W	81-65	Kentucky
2/28/2010	4/nr	4/nr	H	W	75-63	Mississippi

## SEC TOURNAMENT (1st), Duluth, Ga.

3/5/2010	4/nr	4/nr	N119	W	76-51	Mississippi
3/6/2010	4/nr	4/nr	N119	W	68-49	Vanderbilt
3/7/2010	4/19	4/18	N119	W	70-62	Kentucky

## NCAA FIRST AND SECOND ROUNDS, Knoxville, Tenn.

3/20/2010	3/nr	3/nr	H	W	75-42	Austin Peay
3/22/2010	3/nr	3/nr	H	W	92-64	Dayton

## NCAA MEMPHIS REGIONAL CHAMPIONSHIPS (3rd), Memphis, Tenn.

3/27/2010	3/14	3/18	N127	L	62-77	Baylor
-----------	------	------	------	---	-------	--------

## 2010-11 (34-3, 16-0 SEC, 1st)

Final AP Ranking 4th

Final ESPN Ranking 6th

SEC Champions

SEC Tournament Champions

2nd NCAA Dayton Regional

Date	AP Rk	ESPN Rk	Site	W/L	Score	Opponent
11/2/2010			H	W-ex	110-66	Carson-Newman
11/7/2010			H	W-ex	86-53	Union (Tenn.)
11/12/2010	4/nr	4/nr	A	W	63-50	Louisville
11/15/2010	4/nr	4/nr	H	W	103-43	Chattanooga
11/18/2010	4/nr	4/nr	H	W	85-73	Virginia
11/21/2010	4/nr	4/nr	H	W	80-64	Arizona State
11/25/2010	4/nr	4/nr	N117	W	82-44	Missouri
11/26/2010	4/nr	4/nr	N117	W	66-42	Georgia Tech
11/27/2010	4/12	4/13	N117	L	58-69	Georgetown
12/1/2010	9/nr	8/nr	H	W	99-55	Lamar
12/5/2010	9/nr	8/nr	A	W	74-44	Old Dominion
12/12/2010	8/21	7/24	A	W	92-77	Texas
12/14/2010	6/2	6/3	A	L	54-65	Baylor
12/19/2010	6/3	6/2	H	Wot	82-72	Stanford
12/22/2010	5/nr	6/nr	H	W	102-53	ETSU
12/30/2010	5/nr	6/nr	H	W	87-51	Rutgers
1/2/2011	5/nr	6/nr	A	W	73-65	LSU
1/6/2011	5/nr	6/nr	H	W	110-45	Alabama
1/9/2011	5/nr	6/nr	H	W	86-46	Mississippi
1/13/2011	5/nr	6/nr	A	W	83-40	Florida
1/15/2011	5/nr	6/nr	H	W	68-56	Vanderbilt
1/20/2011	5/nr	6/nr	A	W	71-56	S. Carolina
1/23/2011	5/nr	6/nr	A	W	73-53	Auburn
1/27/2011	5/nr	6/nr	H	W	81-55	Mississippi St.
1/30/2011	5/nr	6/nr	A	W	72-53	Arkansas
2/7/2011	4/15	4/18	A	W	73-67	Kentucky
2/10/2011	4/nr	4/nr	H	W	61-39	Florida
2/13/2011	4/nr	4/nr	A	W	66-57	Vanderbilt
2/17/2011	4/nr	4/nr	H	W	82-60	S. Carolina
2/21/2011	4/22	4/rv	H	W	77-44	Georgia
2/24/2011	4/nr	4/nr	A	W	66-39	Mississippi
2/27/2011	4/nr	4/nr	H	W	80-60	LSU

## SEC TOURNAMENT (1st), Duluth, Ga.

3/4/2011	4/nr	4/nr	N128	W	92-75	Florida
3/5/2011	4/nr	4/nr	N128	W	82-58	Georgia
3/6/2011	4/16	4/16	N128	W	90-65	Kentucky

## NCAA FIRST AND SECOND ROUNDS, Knoxville, Tenn.

3/19/2011	4/nr	4/nr	H	W	99-34	Stetson
3/21/2011	4/23	4/25	H	W	79-70	Marquette

## NCAA DAYTON REGIONAL CHAMPIONSHIPS (2nd), Dayton, Ohio

3/26/2011	4/18	4/24	N121	W	85-75	Ohio State
3/28/2011	4/9	4/7	N121	L	59-73	Notre Dame

## 2011-12 (27-9, 12-4 SEC, 2nd)

Final AP Ranking 9th

Final ESPN/USA Today Ranking 7th

SEC Tournament Champions

2nd Des Moines Regional

Date	AP Rk	ESPN Rk	Site	W/L	Score	Opponent
11/1/2011			H	W-ex	105-40	Carson-Newman
11/8/2011			H	W-ex	93-45	Union
11/13/2011	3/nr	3/nr	H	W	89-57	Pepperdine
11/15/2011	3/7	3/7	H	W	92-76	Miami (Fla.)
11/20/2011	3/nr	3/nr	A	L	64-69 (OT)	Virginia
11/27/2011	6/1	7/1	H	L	67-76	Baylor
11/29/2011	8/nr	8/nr	H	W	82-43	MTSU
12/4/2011	8/21	8/22	H	W	73-57	Texas
12/11/2011	7/20	8/21	N87	W	84-61	DePaul
12/13/2011	6/11	6/11	A	W	67-61	Rutgers
12/17/2011	6/nr	6/nr	A	W	85-64	UCLA
12/20/2011	6/4	6/4	A	L	80-97	Stanford
12/28/2011	7/nr	8/nr	H	W	90-37	Old Dominion
1/1/2012	7/nr	8/nr	A	W	73-52	Auburn
1/3/2012	6/nr	7/nr	H	W	90-47	Chattanooga
1/5/2012	6/16	7/15	H	W	80-51	Georgia
1/8/2012	6/nr	7/nr	A	W	69-38	Arkansas
1/12/2012	6/9	7/8	A	L	60-61	Kentucky
1/15/2012	6/25	7/24	H	W	87-64	Vanderbilt
1/19/2012	9/nr	9/nr	H	W	65-56	LSU
1/23/2012	7/2	9/2	A	L	44-72	Notre Dame
1/26/2012	7/nr	9/nr	A	W	86-56	Alabama
1/29/2012	7/17	9/15	A	W	67-50	Georgia
2/2/2012	8/nr	8/nr	H	L	60-64	S. Carolina
2/5/2012	8/nr	8/nr	H	W	82-61	Auburn
2/9/2012	11/nr	11/25	A	L	79-93	Vanderbilt
2/13/2012	13/7	10/7	H	W	91-54	Kentucky
2/16/2012	13/nr	10/nr	A	W	57-41	Mississippi St.
2/19/2012	13/nr	10/nr	A	W	66-56	Mississippi
2/23/2012	10/nr	9/nr	H	L	71-72 (OT)	Arkansas
2/26/2012	10/nr	9/nr	H	W	75-59	Florida

## SEC TOURNAMENT (1st), Nashville, Tenn.

3/2/2012	13/nr	10/nr	N101	W	68-57	Vanderbilt
3/3/2012	13/25	10/nr	N101	W	74-58	S. Carolina
3/4/2012	13/nr	10/nr	N101	W	70-58	LSU

## NCAA FIRST AND SECOND ROUNDS, Chicago, Ill.

3/17/2012	9/nr	7/nr	N128	W	72-49	UT-Martin
3/19/2012	9/nr	7/23	A	W	63-48	DePaul

## NCAA DES MOINES REGIONAL CHAMP. (2nd), Des Moines, Iowa

3/24/2012	9/nr	7/nr	N129	W	84-73	Kansas
3/26/2012	9/1	7/1	N129	L	58-77	Baylor

## HOLLY WARLICK (4 YEARS, 108-34)

## 2012-13 (27-8, 14-2 SEC, 1st)

Final AP Ranking 10th

Final USA Today Coaches Ranking 9th

SEC Champions

2nd NCAA Oklahoma City Regional

Date	AP Rk	ESPN Rk	Site	W/L	Score	Opponent
11/1/2012			H	W-ex	104-44	Carson-Newman
11/4/2012			H	W-ex	118-44	Coker
11/9/2012	20/nr	16/nr	A	L	71-80	Chattanooga
11/11/2012	20/22	16/20	A	W	71-54	Georgia Tech
11/15/2012	24/nr	24/nr	H	W	101-48	Rice
11/18/2012	24/23	20/23	A	W	79-67	Miami (Fla.)
11/25/2012	20/nr	15/nr	H	W	90-37	Alcorn State
11/28/2012	16/nr	14/nr	H	W	88-81 (OT)	MTSU
12/2/2012	16/22	14/nr	H	W	102-57	N. Carolina
12/16/2012	13/18	12/20	A	W	94-75	Texas
12/18/2012	10/3	11/3	A	L	53-76	Baylor
12/22/2012	10/1	11/1	H	L	60-73	Stanford
12/28/2012	13/nr	15/nr	H	W	75-40	Davidson
12/30/2012	13/nr	15/nr	H	W	66-47	Rutgers
1/3/2013	12/18	13/15	A	W	73-53	S. Carolina
1/6/2013	12/10	13/11	H	W	79-66	Georgia
1/10/2013	9/nr	9/nr	H	W	84-39	Missouri
1/13/2013	9/nr	9/nr	A	W	78-75 (OT)	Florida
1/17/2013	9/nr	9/nr	A	W	75-66	Auburn
1/20/2013	9/nr	9/nr	H	W	96-69	Alabama
1/24/2013	9/nr	9/nr	A	W	83-75	Vanderbilt
1/28/2013	9/2	10/3	H	L	67-77	Notre Dame
1/31/2013	9/nr	10/nr	H	W	88-45	Mississippi St.
2/3/2013	9/nr	10/nr	A	L	63-80	Missouri

GENERAL

STAFF

PLAYERS

REVIEW

HISTORY

FACILITIES

NCAA

SEC

RECORDS

MEDIA INFO





YEAR-BY-YEAR RESULTS

2/7/2013	12/nr	13/nr	A	W	64-62	LSU
2/10/2013	12/nr	13/nr	H	W	97-68	Mississippi
2/17/2013	12/nr	10/nr	H	W	83-64	Vanderbilt
2/21/2013	11/nr	10/nr	H	W	83-61	Auburn
2/24/2013	11/nr	10/nr	A	W	60-54	Arkansas
2/28/2013	8/13	8/15	H	W	82-72	Texas A&M
3/3/2013	8/10	8/10	A	L	65-78	Kentucky

SEC TOURNAMENT (3rd), Duluth, Ga.

3/8/2013	9/nr	9/nr	N119	W	82-73	Florida
3/9/2013	9/19	9/19	N119	L	62-66	Texas A&M

NCAA FIRST AND SECOND ROUNDS, Knoxville, Tenn.

3/23/2013	10/nr	9/nr	H	W	83-62	Oral Roberts
3/25/2013	10/nr	9/nr	H	W	68-52	Creighton

NCAA OKLAHOMA CITY REGIONAL CHAMP. (2nd), Oklahoma City, Okla.

3/31/2013	10/nr	9/nr	N125	W	74-59	Oklahoma
4/2/2013	10/16	9/17	N125	L	78-86	Louisville

2013-14 (29-6, 13-3 SEC, 2nd)

Final AP Ranking 3rd

Final USA Today Coaches Ranking 8th

SEC Tournament Champions

3rd NCAA Louisville Regional

Date	AP Rk	ESPN Rk	Site	W/L	Score	Opponent
11/4/2013			H	W-ex	115-31	Carson-Newman
11/8/2013	4/nr	4/nr	A	W	67-57	MTSU
11/11/2013	4/12	3/11	A	W	81-65	N. Carolina
11/14/2013	4/nr	3/nr	H	W	80-56	Chattanooga
11/17/2013	4/nr	3/nr	H	W	87-76	Georgia Tech
11/24/2013	3/nr	4/nr	H	W	84-50	Oakland
11/28/2013	3/nr	4/nr	N130	W	76-67	Virginia
11/29/2013	3/nr	4/nr	N130	W	87-47	SMU
12/8/2013	3/nr	3/nr	H	W	75-61	Texas
12/14/2013	3/nr	3/nr	H	W	103-64	Troy
12/17/2013	3/nr	3/nr	H	W	94-43	Tennessee St.
12/21/2013	3/6	3/5	A	L	70-76	Stanford
12/29/2013	5/nr	5/nr	H	W	110-42	Lipscomb
1/2/2014	5/16	5/16	H	L	77-80	LSU
1/5/2014	5/19	5/18	A	W	85-70	Georgia
1/9/2014	8/nr	8/nr	H	W	94-70	Mississippi
1/12/2014	8/nr	8/nr	A	L	63-74	Vanderbilt
1/16/2014	12/nr	10/nr	A	W	67-63	Mississippi St.
1/20/2014	11/2	12/2	H	L	70-86	Notre Dame
1/23/2014	11/nr	12/nr	H	W	89-69	Florida
1/26/2014	11/17	12/15	A	W	76-55	Texas A&M
1/30/2014	10/nr	10/nr	H	W	70-60	Arkansas
2/2/2014	10/nr	10/nr	A	W	64-54	Alabama
2/6/2014	8/nr	8/nr	A	W	77-65	Mississippi
2/10/2014	8/18	8/19	H	W	81-53	Vanderbilt
2/16/2014	8/18	8/18	H	L	71-75	Kentucky
2/20/2014	10/nr	10/nr	H	W	93-63	Auburn
2/23/2014	10/nr	10/nr	A	W	56-50	Missouri
2/27/2014	10/nr	9/23	A	W	72-67	LSU
3/2/2014	10/4	9/5	H	W	73-61	S. Carolina

SEC TOURNAMENT (1st), Duluth, Ga.

3/7/2014	6/nr	6/nr	N119	W	77-65	LSU
3/8/2014	6/15	6/14	N119	W	86-77	Texas A&M
3/9/2014	6/12	6/13	N119	W	71-70	Kentucky

NCAA FIRST AND SECOND ROUNDS, Knoxville, Tenn.

3/22/2014	3/nr	3/nr	H	W	70-46	N'western St.
3/24/2014	3/nr	3/nr	H	W	67-51	St. John's

NCAA LOUISVILLE REGIONAL CHAMP. (3rd), Louisville, Ky.

3/30/2014	3/11	3/9	N131	L	62-73	Maryland
-----------	------	-----	------	---	-------	----------

2014-15 (30-6, 15-1 SEC, 1st)

Final AP Ranking 6th

Final USA Today Coaches Ranking 6th

SEC Champions

2nd NCAA Spokane Regional

Date	AP Rk	ESPN Rk	Site	W/L	Score	Opponent
11/9/2014			H	W-ex	90-57	Carson-Newman
11/14/2014	4/nr	4/nr	H	W	97-52	Penn
11/17/2014	4/nr	5/nr	H	W	91-39	Oral Roberts
11/21/2014	4/nr	5/nr	H	W	81-48	Winthrop
11/24/2014	4/nr	5/nr	H	W	97-46	Tennessee St.
11/26/2014	4/nr	5/nr	A	L	63-67	Chattanooga
11/30/2014	4/6	5/9	A	L	59-72	Texas
12/3/2014	14/nr	14/nr	H	W	111-44	Saint Francis
12/7/2014	14/nr	14/nr	A	W	85-51	Lipscomb
12/14/2014	11/17	13/19	A	W	55-45	Rutgers
12/16/2014	11/nr	12/nr	H	W	54-51	Wichita St.

12/20/2014	11/7	12/7	H	W	59-40	Stanford
12/28/2014	8/10	11/12	H	W	74-63	Oregon St.
1/2/2015	8/nr	9/nr	H	W	63-53	Missouri
1/5/2015	7/nr	9/nr	A	W	57-49	Vanderbilt
1/8/2015	7/9	9/8	H	W	81-58	Texas A&M
1/11/2015	7/nr	9/nr	A	W	60-51	Arkansas
1/15/2015	6/nr	6/nr	A	W	54-42	Auburn
1/19/2015	5/6	7/7	A	L	77-88	Notre Dame
1/22/2015	5/nr	7/nr	H	W	75-58	LSU
1/25/2015	5/22	7/19	H	W	59-51	Georgia
1/29/2015	6/10	6/10	A	W	73-72	Kentucky
2/1/2015	6/18	6/18	H	W	79-67	Mississippi St.
2/8/2015	6/nr	6/nr	A	W	64-56	Florida
2/12/2015	6/nr	6/nr	A	W	69-49	Mississippi
2/15/2015	6/10	6/10	H	W	72-58	Kentucky
2/19/2015	6/nr	6/nr	H	W	77-56	Alabama
2/23/2015	6/2	6/2	A	L	66-71	South Carolina
2/26/2015	6/nr	6/nr	A	W	70-59	Georgia
3/1/2015	6/nr	6/nr	H	W	79-49	Vanderbilt

SEC TOURNAMENT (2nd), North Little Rock, Ark.

3/6/2015	5/nr	5/nr	N107	W	75-41	Georgia
3/7/2015	5/12	5/11	N107	W	75-64	Kentucky
3/8/2015	5/3	5/4	N107	L	46-62	South Carolina

NCAA FIRST AND SECOND ROUNDS, Knoxville, Tenn.

3/21/2015	6/nr	5/nr	H	W	72-61	Boise State
3/23/2015	6/nr	5/nr	H	W	77-67	Pittsburgh

NCAA SPOKANE REGIONAL CHAMP. (3rd), Spokane, Wash.

3/28/2015	6/nr	5/nr	N132	W	73-69 (OT)	Gonzaga
3/30/2015	6/4	6/3	N132	L	48-58	Maryland

(Italy Tour)	Site	W/L	Score	Opponent
8/7/2015	N133	W-ex	66-49	Cameroon National Tm.
8/9/2015	N134	W-ex	71-61	Lithuanian Univ. Teams Select
8/11/2015	A135	W-ex	81-27	Selezione Dream Tm. Italy

2015-16 (22-14, 8-8 SEC, T7th)

Final AP Ranking RV

Final USA Today Coaches Ranking 19th

2nd NCAA Sioux Falls Regional

Date	AP Rk	ESPN Rk	Site	W/L	Score	Opponent
11/9/2015	4/nr	4/nr	H	W-ex	101-59	Carson-Newman
11/15/2015	4/nr	4/nr	H	W	102-47	Central Ark.
11/18/2015	4/nr	5/nr	H	W	74-66	Penn State
11/20/2015	4/25	5/rv	H	W	57-55	Syracuse
11/23/2015	4/nr	5/rv	H	W	59-57	Chattanooga
11/27/2015	4/nr	5/rv	H	W	63-55	UAlbany
11/29/2015	4/8	5/8	H	L	53-64	Texas
12/2/2015	8/nr	8/nr	H	W	85-49	ETSU
12/6/2015	8/nr	8/nr	H	L	43-57	Virginia Tech
12/11/2015	16/nr	16/nr	A	W	58-51	Wichita State
12/16/2015	14/15	16/14	A	L	55-69	Stanford
12/19/2015	14/7	16/7	A	W	53-50	Oregon State
12/30/2015	13/nr	16/nr	H	W	90-56	Stetson
1/4/2016	12/20	11/rv	A	W	71-55	Missouri
1/7/2016	12/rv	11/rv	H	L	66-74	Florida
1/10/2016	12/nr	11/nr	H	W	79-52	Auburn
1/14/2016	13/nr	15/nr	A	L	59-64	Arkansas
1/18/2016	18/3	22/3	A	L	66-79	Notre Dame
1/21/2016	18/nr	22/nr	H	W	58-49	Vanderbilt
1/25/2016	19/12	23/9	A	L	63-64	Kentucky
1/28/2016	19/13	23/13	A	L	63-65 (OT)	Mississippi St.
1/31/2016	19/nr	23/nr	H	W	70-42	Alabama
2/4/2016	23/nr	25/nr	H	W	75-57	Arkansas
2/7/2016	23/12	25/11	A	L	71-76 (OT)	Texas A&M
2/11/2016	25/nr	rv/nr	A	W	69-51	Vanderbilt
2/15/2016	24/3	rv/2	H	L	56-62	South Carolina
2/18/2016	24/nr	rv/nr	H	W	57-51	Ole Miss
2/21/2016	24/nr	rv/nr	A	L	56-57	LSU
2/25/2016	nr/nr	nr/nr	A	L	46-54	Alabama
2/28/2016	nr/nr	nr/nr	H	W	80-60	Georgia

SEC TOURNAMENT (3rd), Jacksonville, Fla.

3/3/2016	nr/nr	nr/nr	N136	W	68-51	Arkansas
3/4/2016	nr/16	nr/16	N136	W	70-60	Texas A&M
3/5/2016	nr/15	nr/15	N136	L	48-58	Mississippi St.

NCAA FIRST AND SECOND ROUNDS, Tempe, Ariz.

3/18/2016	rv/nr	nr/rv	N137	W	59-53	Green Bay
3/20/2016	rv/11	nr/11	A137	W	75-64	Arizona State

NCAA SIOUX FALLS REGIONAL CHAMP. (2nd), Sioux Falls, S.D.

3/25/2016	rv/9	nr/9	N138	W	78-62	Ohio State
4/27/2016	rv/14	nr/15	N138	L	67-89	Syracuse



NCAA.COM



---

2016-17  
**MEDIA INFO**

---



The University of Tennessee Media Relations staff looks forward to serving the members of the media during the 2016-17 Lady Vol basketball season. If you will be attending a game in UT's Thompson-Boling Arena, please take a few moments to review the items of media interest appearing on the pages that follow.

If you have any special media requests of our office, please do not hesitate to contact any of the staff members at any time.

The 2016-17 Lady Vol Basketball Record Book has been prepared with the media in mind. Any additional information, interviews or photos can be requested from the UT Media Relations Office.

The staff of the Tennessee Media Relations Office hopes to make your working experience enjoyable.

**GETTING HERE /// DIRECTIONS**

**From the Airport**

- Travel North on Highway 129 (Alcoa Highway)
- Take the Neyland Drive exit
- Turn left on Neyland Drive at the light
- Travel east on Neyland Drive
- Turn left on Lake Loudoun Blvd.
- Thompson-Boling Arena will be on your right
- Get into the right lane and turn right onto Phillip Fulmer Way
- The G-10 parking lot will be on your right

**From Eastbound I-40**

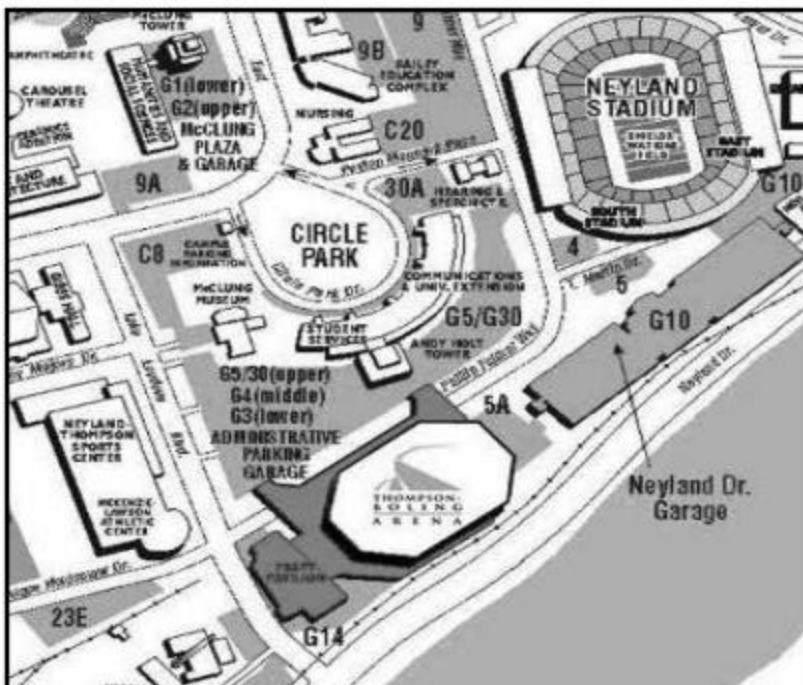
- Exit on Highway 129-Alcoa Highway (Airport exit)
- Take the Neyland Drive exit
- Turn left on Neyland Drive at the light
- Travel east on Neyland Drive
- Turn left on Lake Loudoun Blvd.
- Thompson-Boling Arena will be on your right
- Get into the right lane and turn right onto Phillip Fulmer Way
- The G-10 parking lot will be on your right

**From Westbound I-40**

- Follow signs to Hall of Fame Drive/James White Parkway/ Neyland Drive
- Turn right on Lake Loudoun Blvd.
- Thompson-Boling Arena will be on your right
- Get into the right lane and turn right onto Phillip Fulmer Way
- The G-10 parking lot will be on your right

**From I-75**

- Take I-275 to I-40 East (towards Asheville)
- Exit on James White Parkway/Neyland Drive
- Turn right on Lake Loudoun Blvd.
- Thompson-Boling Arena will be on your right
- Get into the right lane and turn right onto Phillip Fulmer Way
- The G-10 parking lot will be on your right



**MEDIA RELATIONS STAFF**



**RYAN ROBINSON**

Sr. Associate AD - Communications  
Office: (865) 974-4167  
Cell: (865) 410-9988  
E-mail: ryan.robinson@utk.edu  
Twitter: @RJR\_GOVOLS



**TOM SATKOWIAK**

Assistant AD - Media Relations  
Office: (865) 974-7501  
Cell: (865) 696-2897  
E-mail: tomsid@utk.edu  
Twitter: @TomSatkowiak



**ERIC TRAINER**

Assoc. Director - Media Relations  
**(Primary WBB Contact)**  
Office: (865) 974- 8173  
Cell: (865) 603-2916  
E-mail: etrainer@utk.edu  
Twitter: @UTSpaceWrangler



**JARED PRESCOTT**

Graduate Assistant  
**(Secondary WBB Contact)**  
Office: (865) 974-1213  
Cell: (626) 755-4602  
E-mail: jprescott@utk.edu  
Twitter: @jaredprescott10



**JOSH LIVELY**

Student Assistant  
**(Secondary WBB Contact)**  
Office: (865) 974-9494  
Cell: (865) 235-9728  
E-mail: jlively3@vols.utk.edu  
Twitter: @Josh\_Lively1

**Assistant Directors:** Sean Barows, MJ Burns, Kellen Hiser, Kim Hood, Stephen Lee, Amanda Pruitt

**WOMEN'S BASKETBALL MEDIA RELATIONS**

**Location:** Anderson Training Center, Ground Floor  
**Phone:** (865) 974-1212  
**Fax:** (865) 974-1269  
**Mailing:** P.O. Box 15016 Knoxville, TN 37901  
**Shipping:** 1551 Lake Loudoun Blvd., Knoxville, TN 37996  
**Thompson-Boling Arena Press Row:** (865) 974-0110  
**Arena Ticket Office:** (865) 656-HOOP

**AREA HOTELS (AREA CODE 865)**

Courtyard By Marriott-Papermill Area	690-7680
Crowne Plaza	522-2600
Cumberland House	971-4663
Hampton Inn-Downtown	522-5400
Hampton Inn Suites-Papermill Area	693-5400
Holiday Inn Express-Papermill Area	824-9030
Hilton-Airport	970-4300
Hilton-Downtown	523-2300
Hilton Garden Inn-Cumberland Ave.	437-5500
Holiday Inn-World's Fair Park	522-2800
Marriott Knoxville-Downtown	637-1234

**TAXI COMPANIES**

AAA Taxi	970-0016
A-1/Cloud Nine Taxi	803-4017
Discount Taxi	755-5143
Paradise Taxi	525-9580



# MEDIA POLICIES

## COVERING PRACTICE

Please contact Eric Trainer at the Media Relations Office at least a week in advance to arrange player or coach feature interviews. If you plan to cover an open practice session, please contact the Media Relations Office on a daily basis to check about changes in the schedule.

## PLAYER AND COACH INTERVIEWS

Media wishing to interview coaches or players are encouraged to set up interviews in advance with the Media Relations Office. Generally, the best time to conduct an interview is on a designated day with an open portion of practice and pre-practice media opportunity. The Media Relations Office will help with all requests.

## MEDIA CREDENTIALS

Media outlets interested in obtaining credentials to cover Lady Vol basketball home games must apply for those online via Sports Systems. To apply, please visit: <http://www.sportssystem.com/seccredentials>. Applications for single-game credentials should be submitted five days prior to a game. Once you receive your approval letter via email, you will be provided options for credential pick-up.

## PHOTOGRAPHER CREDENTIALS

Credentials will be issued only to accredited photographers or those individuals on special assignment. During regular season games, work area includes the floor area at both ends of the court and alongside the corners of the playing floor opposite the team benches. Special arrangements for strobes or catwalk access must be made through the Media Relations and Arena Management Offices no later than one week in advance of the game. UT's arena security policy requires that all photographers placing strobes will go through a screening process and must be accompanied by a UT police officer or representative when placing strobes.

## THE SEC MEDIA POLICY

By acceptance and use of an SEC media credential, the holder agrees to the following conditions for any and all athletic events hosted by the SEC and its member institutions:

1. The SEC and its member institutions grant a media organization a limited license to use certain gathered information on the media organization's own Internet or online site beginning at the start of an athletic event and up to the conclusion of such event, all subject to the following limitations and conditions:

(a) No more than 10 still photographs may be used for news coverage of the game and other editorial purposes during the event.

(b) Video tape may only be shown as part of a single, non-archived, online "simulcast" of a television station's regularly-scheduled news program.

(c) While a game is in progress, the use of textual statistical information is time-delayed and limited in amount (e.g., updates pertaining to score, injuries and national, conference or institutional record-breaking performances, a condensed half-time story) so that an organization's Internet or online game coverage does not undercut the authorized and rights-paying fee organization's rights to play-by-play accounts of the game and/or exclusivity as to such rights.

2. Any proposed media use on an Internet or online sight of the game information that is more detailed and/or more than described above will require separate written authorization by the SEC and/or its member institutions. However, such written authorization will not permit the use of game information in entertainment contexts and will not authorize game coverage that, due to immediacy or detail, constitutes or approaches a play-by-play account of a game.

3. Should any of these conditions be breached, the SEC and/or its member institutions will issue a written warning for the first violation. If this violation occurs during the last game of the institutions' regularly-scheduled season, the media organization may not be credentialed for the SEC Tournament. A second violation of this policy will result in revocation of credentials to cover future basketball games hosted by the SEC and/or its member institutions.

## MEDIA PARKING PASSES AND MEDIA ENTRANCE

Parking space is limited. The media must request parking access along with other credential requests. Media coverage on a regular basis will insure first priority in UT parking garage G-10. The media entrance is located adjacent to this parking area on Phillip Fulmer Way.

## PRESS ROW

Press row is located in the lower level southeast corner of the arena behind the baseline nearest the G-10 garage. Only accredited media will be allowed in this area. Children are not permitted on press row.

## MEDIA ROOM SERVICES

The media room is on the east end of the arena. Soft drinks and a pregame meal will be offered just outside the media room in a curtained area. Postgame interviews will be conducted in the media room, and the working press has numerous electrical outlets and wireless internet available. Wireless internet also is available courtside. If you choose to install a phone line on press row, please contact UT Telephone Services at (865) 974-3121.

## STATISTICAL SERVICES

Services provided include statistics generated from the STATCREW computer statistics program. Statistics can be accessed via laptop or iPad. Hard copies of halftime stats, final stats and play-by-play highlights at the end of each half also will be available. Coaches' quotes will be provided following the post-game interview sessions.

To access up-to-date stats during a game, visit [UTstats.com](http://UTstats.com) for a live feed.

## POSTGAME INTERVIEWS

A formal post-game interview is held in the basketball media room following each game. The media will be solicited for player names with five minutes left in the game. After a 10-minute cooling-off period, the visiting team coach and selected players will be brought to the media room. Following the visiting team's media session, UT head coach Holly Warlick will come to the media room, followed by select UT players. Risers for television cameras and a distribution box for radio will be available in the back of the area.

## RADIO

Requests to broadcast must be made in writing at the earliest possible date to receive permission. Stations are responsible for contacting Glenn Thackston at IMG/Lady Vol Network in Knoxville for use of the phone lines in Thompson-Boling Arena. Mr. Thackston can be reached during business hours at (865) 212-3570. The radio broadcast location is on the floor level at the main scorer's table.

## TELEVISION GAMES

Thompson-Boling Arena permits the inside parking of television tractor-trailer units and offers secure parking adjacent to the arena for satellite uplink units. Personnel from Arena Management, including electricians, are available to meet arriving trucks in advance of the game. Please notify the Media Relations Office of your arrival plans for television games.

## UTSPORTS.COM

UTSports.com is the official online home for Tennessee Athletics. Here, one can find schedules, results, rosters, player bios and stats. There is unique content including photo galleries of events, behind-the-scenes features, video highlights and features from <http://video.utsports.com/>, video interviews with players and coaches, as well as the latest news on every team on campus.

UTSports.com features links to game video being provided by SEC Network+, ESPN3 and other entities. By using CBS Interactive's GameTracker, fans can also follow the action online and stay updated on general statistics and trends.

GENERAL

STAFF

PLAYERS

REVIEW

HISTORY

FACILITIES

NCAA

SEC

RECORDS

MEDIA INFO





**LADY VOL NETWORK**

For more than 60 years the Vol Network has served as the main communications link between the University of Tennessee and its fans. IMG College/Vol Network/Lady Vol Network manages the multi-media and marketing rights to University of Tennessee Athletics. IMG is recognized as the world's premier sports, entertainment and media company. With 50 radio affiliates and statewide coverage, the Vol Network boasts one of the largest collegiate basketball networks in the country. The Holly Warlick Television Show, which begins in early January and runs weekly during basketball season is shown on network television stations across the state in all five major Tennessee television markets.



**IMG College/Vol Network**  
 (865) 212-3570 • 6701 Baum Drive, Suite 100 • Knoxville, TN 37919


**LADY VOL BASKETBALL PROGRAMMING**

The Tennessee Lady Vols first found a home on the radio during the 1977-78 season. At that time, a handful of games were aired with John Ward, former play-by-play guru of UT football and men's basketball, handling the microphone.

The flagship station of the University of Tennessee Lady Vol basketball broadcasts is Sports Radio WNML (990 AM and 99.1 FM) in Knoxville, Tenn. This will mark the 40th year of Lady Vol games on the air. The Lady Vol Network, with affiliates across the state, is the largest women's basketball radio network in the country. For more information about joining the Lady Vol Network, contact Glenn Thackston at IMG/Vol Network: (865) 212-3570.

Additionally, Lady Vol basketball games will again find a home on the Internet at [www.utsports.com](http://www.utsports.com), as fans worldwide will be able to access the broadcasts. (For more information, visit [www.utsports.com/allaccess](http://www.utsports.com/allaccess)).

Calling the play-by-play action again this season will be Mickey Dearstone, who is in his 18th season calling the games full-time. Dearstone took over full-time play-by-play duties from Bob Kesling after the 1998-99 season.



*Mickey Dearstone is the "Voice of the Lady Vols."*

**VOL CALLS DURING BASKETBALL SEASON**

Once again, the Vol Network is proud to partner with Calhoun's on the River, the home for the official call-in show of UT Athletics: Vol Calls! The weekly show fields questions from fans throughout the Southeast and the rest of the country. Vol Calls is entering its 28th year on the air, making it the longest-running sports talk program in Tennessee.

The show is hosted by the Vol Network's Bob Kesling and Brent Hubbs of VolQuest.com and features weekly guests. Vol Calls broadcasts live in Knoxville on Monday nights and airs statewide from 8-9 p.m. ET (7-8 p.m. CT).

**LADY VOL NETWORK AFFILIATES**

Station	Market	Dial	Station	Market	Dial
Bristol	WOPI-AM	790	Knoxville	WNML-AM	990
Chattanooga	WGOW-AM	1150	Knoxville	WNML-FM	99.1
Chattanooga	WGOW-FM	102.3	Lenoir City	WLIL-AM	730
Cleveland	WCLE-AM	1570	Lewisburg	WJJM-AM	1490
Cookeville	WLQK-FM	95.9	Morristown	WCRK-AM	1150
Crossville	WCSV-AM	1490	Nashville	WGFX-FM	104.5
Crossville	WPBX-FM	99.3	Newport	WLIK-AM	1270
Greeneville	WGRV-AM	1340	Union City	WENK-AM	1240
Johnson City	WKTP-AM	1590	Wartburg	WECO-FM	101.3
Kingsport	WKPT-AM	1400			



## QUICK FACTS

Alabama  
Arkansas  
Auburn  
Florida  
Georgia  
Kentucky  
LSU



Missouri  
Mississippi  
Mississippi State  
South Carolina  
Tennessee  
Texas A&M  
Vanderbilt

**SEC ON THE WEB:** For all you need to know about the Southeastern Conference and its member schools, access the SEC Web Page at [www.SECsports.com](http://www.SECsports.com). The site contains team information, scores, conference standings and statistics, awards recipients, history and records, feature stories, television information on conference events, details about tickets to SEC events, SEC merchandise and much, much more.

**WEEKLY HONORS:** The SEC will name a Player and Freshman of the Week each week throughout the regular season. Each week's selections will be released late Tuesday morning and also will be announced in the league's weekly release. The league women's basketball sports information directors make nominations for the award each week.

**SEC HISTORY:** The Southeastern Conference was formed Dec. 8-9, 1932, and included 13 schools at the time: Alabama, Auburn, Florida, Georgia, Georgia Tech, Kentucky, LSU, Ole Miss, Mississippi State, Sewanee, Tennessee, Tulane, and Vanderbilt. The league's first president was Frank L. McVey of Kentucky. Due to the continually increasing amount of work administering the league, the office of Commissioner

was established by its member institutions in 1940. Former Mississippi governor Martin Conner was named as the first commissioner, a post he held until 1948. Following Conner were Bernie Moore (1948-66), A.M. Coleman (1966-72), Dr. Boyd McWhorter (1972-86), Dr. Harvey Schiller (1986-90), Roy Kramer (1990-2002), and Mike Slive (2002-2015). Greg Sankey is currently Commissioner of the Southeastern Conference and its 14 member institutions.

The first SEC champions were crowned in 1933 in baseball, basketball, football and outdoor track. Cross country, golf, swimming, tennis and indoor track were added later. The SEC began recognizing women's championships during the 1979-80 academic year. The conference office officially took over regulation of women's athletics on Sept. 1, 1984.

The SEC currently regulates nine men's sports and twelve women's sports. Baseball, basketball, football, golf, swimming and diving, tennis and track (indoor, outdoor, and cross country) are currently sanctioned for men. The women's sports are basketball, equestrian, golf, gymnastics, soccer, softball, swimming and diving, tennis, track (indoor, outdoor, and cross country) and volleyball.

## SEC WOMEN'S HOOPS BY THE NUMBERS

With eight national championships, ten runner-up finishes, a nation-leading 35 Final Four appearances and 121 first-team All-America honors, the Southeastern Conference stands firmly as the nation's premier intercollegiate women's basketball conference.

The SEC has posted impressive non-conference records in the last decade. The SEC compiled a 155-47 (.767) non-conference re-cord during the 2015-16 season.

Since the 1990 season, the SEC has compiled a 3,786-1,125 (.771) record against other conferences. The league has recorded 150+ wins during 12 seasons and has never recorded a non-conference winning percentage below .723.

SEC teams have earned appearances in 26 of 35 NCAA Final Fours, an accomplishment unmatched by any other league. The next closest is the Big East with 22 and the ACC with 19.

Overall, SEC squads have filled 35 of the 140 Final Four berths, including having two Final Four teams in 1988 (Auburn, Tennessee), 1989 (Auburn, Tennessee), 1995 (Georgia, Tennessee), 1996 (Georgia, Tennessee), 1998 (Arkansas, Tennessee), 2004 (LSU, Tennessee), 2005 (LSU, Tennessee), 2007 (LSU, Tennessee) and 2008 (LSU, Tennessee).

SEC teams have made 18 appearances in a nation-high 16 NCAA Championship games, winning eight NCAA Championships (Tennessee: 1987, 1989, 1991, 1996, 1997, 1998, 2007 and 2008).

The league also had the distinction of providing both national finalists twice in its history in 1996 (Tennessee 83, Georgia 65) and in 1989 (Tennessee 76, Auburn 60).

Southeastern Conference teams have won 395 NCAA Tournament games against 211 losses (.655) for an average of 11.3 NCAA wins per year. In addition, all 14 current members have made appearances in the NCAA Tournament.

The SEC has led or co-led the pack in NCAA tournament bids 24 times in its 35-year history.

## SEC MEDIA RELATIONS

**Phone Number:** (205) 458-3000

**Fax Number:** (205) 458-3030

**Mailing Address:**

2201 Richard Arrington Blvd. North  
Birmingham, AL 35203



Herb Vincent, Assoc. Commissioner  
Chuck Dunlap, Dir. of Communications  
Craig Pinkerton, Dir. of Communications  
**\*Tammy Wilson, Dir. of Communications**  
Ben Beaty, Asst. Director  
Jill Skotarczak, Asst. Director  
Ann Drinkard, Communicatoins Asst.  
*\*women's basketball contact*

[hvincent@sec.org](mailto:hvincent@sec.org)  
[cdunlap@sec.org](mailto:cdunlap@sec.org)  
[cpinkerton@sec.org](mailto:cpinkerton@sec.org)  
**[twilson@sec.org](mailto:twilson@sec.org)**  
[bbeaty@sec.org](mailto:bbeaty@sec.org)  
[jskotarczak@sec.org](mailto:jskotarczak@sec.org)  
[adrinkard@sec.org](mailto:adrinkard@sec.org)

## SEC WEBSITE

The SEC has an extensive online presence at [SECsports.com](http://SECsports.com). The SEC offers a media-only section of the website ([SECsportsmedia.com](http://SECsportsmedia.com)). Media covering the SEC can retrieve information from the conference office as well as the 14 SEC institutions from the media site. A championship credentialing system is also available on the site.

## SEC NETWORK

Already the most competitive and visible conference in college sports, the SEC debuted its brand-new television network, in partnership with ESPN, on Aug. 14, 2014. The SEC Network reached more than 90 million homes coast to coast at its inception, making it the largest launch of a cable network ever.

GENERAL

STAFF

PLAYERS

REVIEW

HISTORY

FACILITIES

NCAA

SEC

RECORDS

MEDIA INFO





## **SOUTHEASTERN CONFERENCE (CONTINUED)**

The Southeastern Conference had nine teams earn bids to the 2016 NCAA Division I Women's Basketball Championship. That is the most SEC teams to receive bids to the NCAA Tournament in conference history and the second time in NCAA history that one conference has sent nine teams to the tournament. The Big East did so in 2011.

Until 2004, the SEC was the only conference to ever have eight teams receive NCAA bids. The league has achieved that feat four times, in 1999, 2002, 2012 & 2014.

The SEC was also the first league to ever have seven teams invited to the NCAA Tournament and earned that honor a nation-leading nine times (1986, 1991, 1995, 1996, 1997, 2003, 2004, 2009 and 2013).

The SEC is one of a handful of leagues to have won three national tournament titles with eight NCAA, two WNIT and four NWIT crowns. Along with the eight NCAA championships won by Tennessee, Arkansas (1999) and Auburn (2003) captured the current Women's NIT titles. But the first-ever SEC national title belongs to Georgia, winners of the 1981 NWIT which predates the current NCAA tournament. Vanderbilt (1984), LSU (1985) and Kentucky (1990) also won NWIT titles. Both Arkansas (1987) and South Carolina (1979) won the WNIT while Texas A&M (2011) won the NCAA title prior to joining the SEC.

The SEC has had 63 student-athletes named as first-team All-America selections. Those 63 have been named a total of 96 times since the 1982-83 season (first year of SEC sponsorship).

The Southeastern Conference had 15 former SEC student-athletes make 2016 WNBA opening day rosters. In this year's WNBA draft, a total of five SEC women's basketball players were taken. Since the inaugural WNBA draft in 1997, the SEC has had 141 former players drafted for the professional league, including five No. 1 picks.

SEC schools have produced 42 Olympians since 1976, with 38 coming since the league began sponsoring women's basketball. Seimone Augustus, LSU; Tamika Catchings, Tennessee; Sylvia Fowles, LSU; and Candace Parker, Tennessee were part of the USA's gold-medal effort in London in 2012 while Augustus, Fowles and Catchings repeated the feat in Rio de Janeiro in 2016. They helped the Red, White and Blue win gold for the sixth-consecutive Olympiad.

### **MEDIA INFORMATION**

The media credential system for the 2017 SEC Tournament will be available online from early January until late February. Go to [www.SECsportsmedia.com](http://www.SECsportsmedia.com) for the online credentialing system.

For further information concerning media coverage of the 2017 SEC Tournament, please contact the SEC Communications Department.

### **TOURNAMENT INFORMATION**

On Feb. 7, 1980, the first SEC women's basketball tournament began play. It ended four days later with Tennessee defeating Ole Miss for the title. Fast forward 36 years later and the SEC Tournament is still enjoying success and increased popularity.

Beginning with its inception and through 1986, the tournament was held at campus sites. The tournament was then sent to Albany, Ga., which served as the site for six years from 1987-92. The tournament then moved to Chattanooga, Tenn., where it was held from 1993-2000, with the exception of 1998 when the tournament moved to Columbus, Ga.

Since 2001 the tournament has enjoyed many new sites, including Memphis (2001), Nashville (2002, 2004, 2008, 2011, 2012), Little Rock, Ark. (2003, 2006, 2009, 2015), Greenville, S.C. (2005, 2017), Duluth, Ga. (2007, 2010, 2013, 2014) and Jacksonville, Fla. (2016).

The winner of the 13-game tournament will receive the league's automatic bid to the NCAA Tournament. The tournament seeds and conference champion will be determined by the 16-game regular-season SEC schedule.

The 2017 SEC Women's Basketball Tournament will once again enjoy live television coverage. The SEC Network will televise all first, second and third round games. The semifinals will be aired on ESPNU for the sixth consecutive year, while the championship game will be televised on ESPN2.

Public tickets for this year's event are on sale now and can be purchased through the SEC website.

### **TICKET INFORMATION**

Tickets for the 2017 Southeastern Conference Women's Basketball Tournament are now on sale. The 2017 tourney will be held at Bon Secours Wellness Arena in Greenville, S.C., on March 1-5.

This is the second trip to Greenville, S.C., for the SEC Women's Basketball Tournament. The city previously hosted the event in 2005.

Tickets for the tournament are \$100 for reserved books. A ticket book contains seven tickets, one for each session, which allows one person to attend all 13 games. Tickets can be purchased at [www.SECsports.com](http://www.SECsports.com).

All fans, regardless of age, must have a ticket to enter Bon Secours Wellness Arena for the SEC Women's Basketball Tournament.







# PAT HEAD SUMMITT

UNPARALLELED IMPACT

JUNE 14, 1952  JUNE 28, 2016



11.7 **CARSON-NEWMAN** SEC ESPN+  
KNOXVILLE, TENN.

11.11 (a) **JAMES MADISON** MADIZONE HD SPORTSNET  
HARRISONBURG, VA.

11.13 **NAVY** SEC ESPN+  
KNOXVILLE, TENN.

11.15 @ **ETSU** ESPN3  
JOHNSON CITY, TENN.

11.20 @ **PENN STATE** BTN  
UNIVERSITY PARK, PA.

11.27 @ **VIRGINIA TECH**  
BLACKSBURG, VA.

11.30 **TENNESSEE STATE** SEC ESPN+  
KNOXVILLE, TENN.

12.4 **BAYLOR**^ ESPN2  
KNOXVILLE, TENN.

12.11 @ **TEXAS** ESPN  
AUSTIN, TEXAS

12.14 **APPALACHIAN STATE** SEC ESPN+  
KNOXVILLE, TENN.

12.18 **STANFORD** SEC ESPN+  
KNOXVILLE, TENN.

12.21 **TROY** SEC ESPN+  
KNOXVILLE, TENN.

12.29 **UNC WILMINGTON** SEC ESPN+  
KNOXVILLE, TENN.

1.1 **KENTUCKY** ESPN2  
KNOXVILLE, TENN.

1.5 @ **VANDERBILT** SEC ESPN+  
NASHVILLE, TENN.

1.8 **MISSISSIPPI STATE** SEC ESPN+  
KNOXVILLE, TENN.

1.12 @ **OLE MISS** SEC ESPN+  
OXFORD, MISS.

1.16 **NOTRE DAME**# ESPN2  
KNOXVILLE, TENN.

1.19 (a) **AUBURN** SEC ESPN+  
AUBURN, ALA.

1.22 **VANDERBILT** ESPN2  
KNOXVILLE, TENN.

1.26 (a) **FLORIDA** SEC ESPN+  
GAINESVILLE, FLA.

1.30 (a) **SOUTH CAROLINA** ESPN2  
COLUMBIA, S.C.

2.2 **LSU**+ SEC ESPN+  
KNOXVILLE, TENN.

2.5 (a) **GEORGIA** ESPN  
ATHENS, GA.

2.8 **MISSOURI** SEC ESPN+  
KNOXVILLE, TENN.

2.12 **TEXAS A&M** SEC  
KNOXVILLE, TENN.

2.16 @ **ALABAMA** SEC ESPN+  
TUSCALOOSA, ALA.

2.19 **ARKANSAS** SEC ESPN+  
KNOXVILLE, TENN.

2.23 **FLORIDA** SEC ESPN+  
KNOXVILLE, TENN.

2.28 @ **MISSISSIPPI STATE** ESPN2  
STARKVILLE, MISS.

3.1-3.5 **SEC TOURNAMENT** SEC  
GREENVILLE, S.C.

3.24-4.2 **NCAA TOURNAMENT** FINAL FOUR

HOME

AWAY

# - WE BACK PAT

+ - LIVE PINK, BLEED ORANGE

^ - SEC/BIG 12 CHALLENGE

SECN+ games are online broadcasts and are available only on WatchESPN